



PS

Push-pull female couplings for agriculture, panel mounting, ball valve.

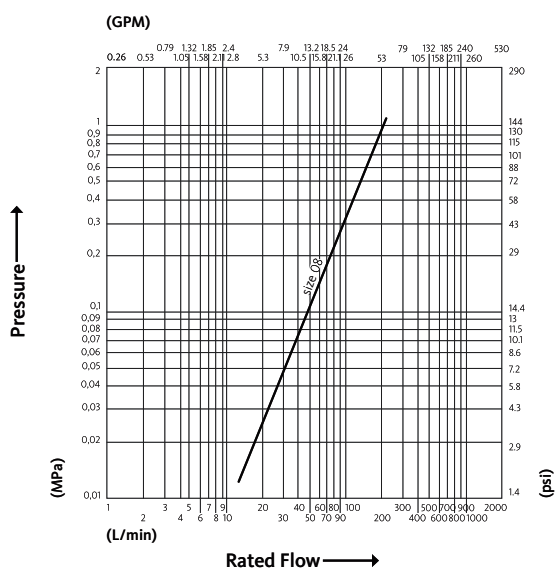
Push-pull female couplings, designed for panel mounting installation. BSP and NPT female thread available. Breakaway function. ISO 7241 part A interchangeable. Ball valve.



Applications



Pressure Drop



Test performed according to ISO 18869

Technical Specifications

dash	Size mm	inch	Working Pressure (MPa)	Flow Rate (l/min)	Spillage (ml)	Force to Connect (N)	Burst pressure (MPa)		
							Male	Female	Male + Female
08	12.5	1/2"	25	75	1.8	110	100	100	

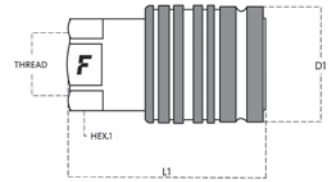
Material	Steel
Seals	NBR
Working temperatures	- 25 °C to + 125 °C
Surface treatment	MATE 500 (CrIII)
Series Interchange	ISO 7241 part A

Valve Type	Ball
Connection	Push to Connect*
Disconnection	Pull to Disconnect*
Connection Under Pressure	Not Allowed



* If panel mounted through the sleeve. Otherwise sleeve retraction.

PS

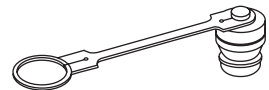


Size		Thread details			FEMALE						
mm	inch	Thread Type	Standard	Thread	Part Number	L (L1 + Thread)		D1		HEX1	
						mm	inch	mm	inch	mm	inch
12.5	1/2"	F BSPP	ISO 1179-1	BSPP 1/2" FEMALE	PS 12 GAS F	66	2.6	38	1.5	27	1.06

PS Accessories and Spares



PVC dust protections



Aluminium dust protections



Seals Kits

