

OGF



Flat face Push-to-Connect couplings. Equipped with locking ball to prevent accidental disconnection. Available in 5 different sizes

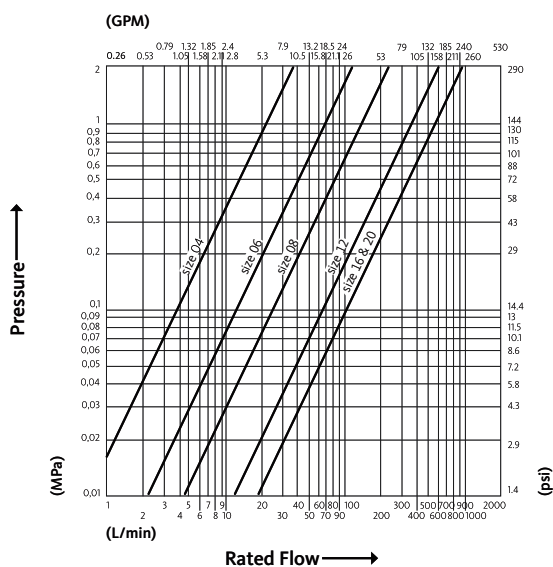
OGF couplings are designed for a wide range of applications. The flat face design guarantees zero spillage and prevents external contamination. Push-to-Connect technology to make connection maneuver easier. Equipped with locking ball to prevent accidental disconnection. Available in 5 different sizes. Interchangeable with Snap-tite 71 series. Thread: NPT (others options available upon request).



Applications



Pressure Drop



Technical Specifications

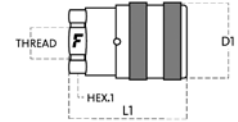
dash	Size mm	inch	Working Pressure (MPa)	Flow Rate (l/min)	Spillage (ml)	Force to Connect (N)	Burst pressure (MPa)		
							Male	Female	Male + Female
06	10	3/8"	53	32	0.01	140	140	160	
08	12.5	1/2"	53	70	0.01	140	140	160	
12	20	3/4"	46	120	0.02	140	140	160	
16	25	1"	53	200	0.03	140	140	160	
20	31.5	1-1/4"	46	350	0.03	140	140	160	
24	37.5	1-1/2"	46	420	0.03	140	140	160	
32	50	2"	35	750	0.03	100	80	120	

Material	Steel
Seals	FKM & PUR
Working temperatures	- 20 °C to 100 °C
Surface treatment	MATE 1000 (ZnNi)
Series Interchange	FASTER

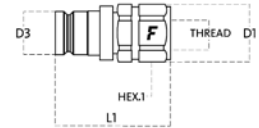
Valve Type	Flat
Connection	Screw to Connect
Disconnection	Unscrew to Disconnect
Connection Under Pressure	Allowed Male Half up to W.P.



OGF



Size		Thread details			FEMALE							
mm	inch	Thread Type	Standard	Thread	Part Number	L (L1 + Thread)		D1		HEX1		
						mm	inch	mm	inch	mm	inch	
6.3	1/4"	F NPTF	ANSI B1.20.3	NPTF 1/4" FEMALE	OGF04 14NPT F	51.7	2.04	30	1.18	24	0.94	
10	3/8"	F NPTF	ANSI B1.20.3	NPTF 3/8" FEMALE	OGF06 38NPT F	61.7	2.43	40	1.58	30	1.18	
12.5	1/2"	F NPTF	ANSI B1.20.3	NPTF 1/2" FEMALE	OGF08 12NPT F	71	2.80	48	1.89	38	1.50	
20	3/4"	F NPTF	ANSI B1.20.3	NPTF 3/4" FEMALE	OGF12 34NPT F	79	3.11	58	2.28	46	1.81	
25	1"	F NPTF	ANSI B1.20.3	NPTF 1" FEMALE	OGF16 1NPT F	87.8	3.46	68	2.68	50	1.97	



Size		Thread details			MALE									
mm	inch	Thread Type	Standard	Thread	Part Number	L (L1 + Thread)		D1		D3		HEX1		
						mm	inch	mm	inch	mm	inch	mm	inch	
6.3	1/4"	F NPTF	ANSI B1.20.3	NPTF 1/4" FEMALE	OGF04 14NPT M	2.13	54.0	0.95	24.0	0.71	18	0.87	22	
10	3/8"	F NPTF	ANSI B1.20.3	NPTF 3/8" FEMALE	OGF06 38NPT M	2.52	64.0	1.26	31.9	0.93	23.7	1.18	30	
12.5	1/2"	F NPTF	ANSI B1.20.3	NPTF 1/2" FEMALE	OGF08 12NPT M	2.91	74.0	1.54	39.0	1.18	30	1.42	36	
20	3/4"	F NPTF	ANSI B1.20.3	NPTF 3/4" FEMALE	OGF12 34NPT M	3.43	87.0	1.77	45.0	1.52	38.6	1.61	41	
25	1"	F NPTF	ANSI B1.20.3	NPTF 1" FEMALE	OGF16 1NPT M	3.60	91.5	2.17	55.0	1.77	44.95	1.97	50	

