

FFHP



Flat face couplings, high pressure.

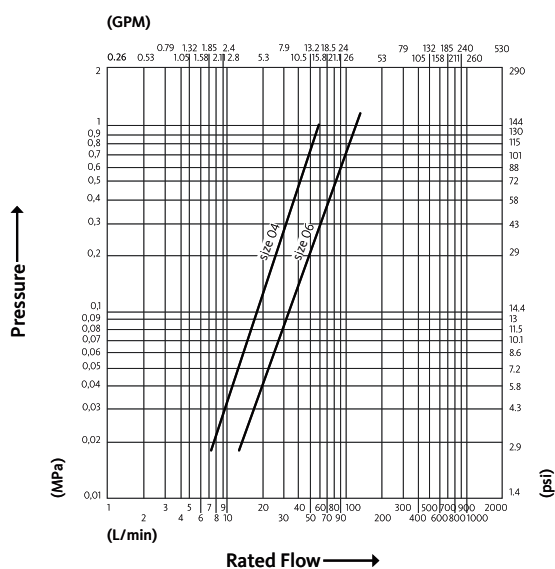
Flat Face coupling with real maximum working pressure up to 72 Mpa, suitable for very high pressure application. Very good resistance to wear and corrosion. Market interchangeable.



Applications



Pressure Drop



Technical Specifications

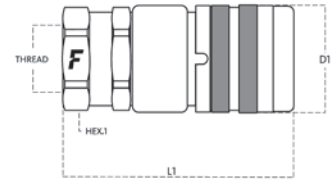
dash	Size		Working Pressure (MPa)	Flow Rate (l/min)	Spillage (ml)	Force to Connect (N)	Burst pressure (MPa)		
	mm	inch					Male	Female	Male + Female
04	6.3	1/4"	72	25	0.01	110	216	150	216
06	10	3/8"	72	46	0.02	200	216	125	216

Material	Steel
Seals	NBR; PUR
Working temperatures	- 25 °C to + 100 °C
Surface treatment	MATE 1000 (Zn-Ni)
Series Interchange	MARKET

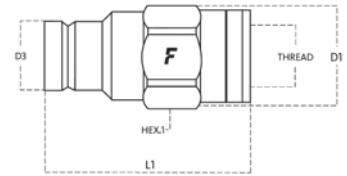
Valve Type	Flat
Connection	Push to Connect
Disconnection	Sleeve Retraction
Connection Under Pressure	Not Allowed



FFHP



Size		Thread details			FEMALE						
mm	inch	Thread Type	Standard	Thread	Part Number	L (L1 + Thread)		D1		HEX1	
						mm	inch	mm	inch	mm	inch
6.3	1/4"	F NPTF	ANSI B1.20.3	NPTF 1/4" FEMALE	FFHP04 14NPT F	58.9	2.32	29.2	1.15	24	0.94
10	3/8"	F NPTF	ANSI B1.20.3	NPTF 3/8" FEMALE	FFHP06 38NPT F	75.1	2.96	32.2	1.27	27	1.06



Size		Thread details			MALE								
mm	inch	Thread Type	Standard	Thread	Part Number	L (L1 + Thread)		D1		D3		HEX1	
						mm	inch	mm	inch	mm	inch	mm	inch
6.3	1/4"	F NPTF	ANSI B1.20.3	NPTF 1/4" FEMALE	FFHP04 14NPT M	49	1.93	26	1.02	16.5	0.65	24	0.94
10	3/8"	F NPTF	ANSI B1.20.3	NPTF 3/8" FEMALE	FFHP06 38NPT M	68.3	2.69	33	1.3	19.45	0.77	30	1.18

