



3FFH

Flat face couplings, ISO 16028, connection under pressure.

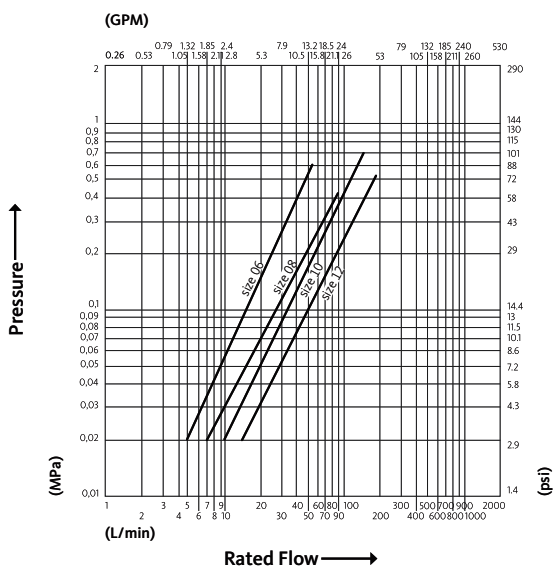
Flat face couplings, connectable under residual pressure. Real 35 MPa max working pressure. ISO 16028 interchange. Zinc-Nickel plating. It is possible to couple either a 3FFH female half under pressure with a FFH male half, or a 3FFH male half under pressure with a FFH female half.



Applications



Pressure Drop



Test performed according to ISO 18869

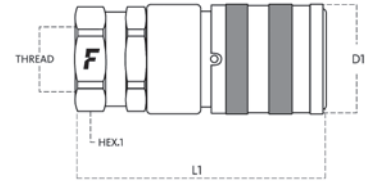
Technical Specifications

dash	Size mm	inch	Working Pressure (MPa)	Flow Rate (l/min)	Spillage (ml)	Force to Connect (N)	Burst pressure (MPa)		
							Male	Female	Male + Female
06	10	3/8"	35	35	0.008	190	140	140	140
08	12.5	1/2"	35	65	0.01	200	140	140	140
10	16	5/8"	35	97	0.02	210	140	140	140
12	20	3/4"	35	115	0.02	220	140	140	140

Material	Steel
Seals	NBR; PUR
Working temperatures	- 25 °C to + 100 °C
Surface treatment	MATE 1000 (ZnNi)
Series Interchange	ISO 16028

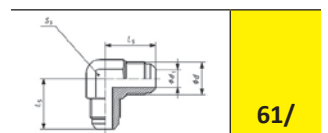
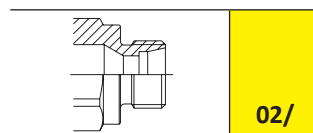
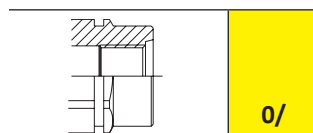
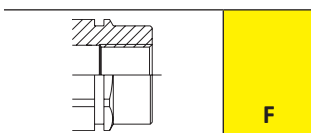
Valve Type	Flat
Connection	Push to Connect
Disconnection	Sleeve Retraction
Connection Under Pressure	Allowed



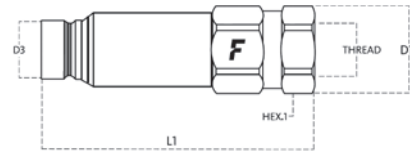


3FFH

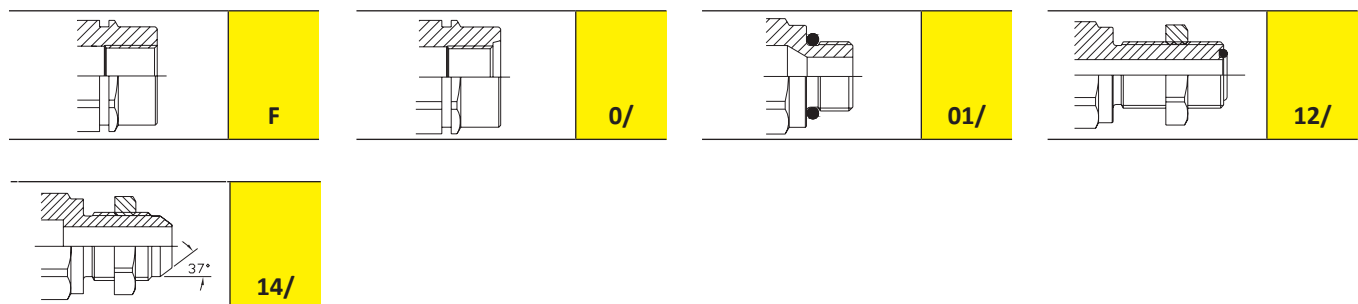
Size		Thread details			FEMALE						
mm	inch	Thread Type	Standard	Thread	Part Number	L (L1 + Thread)		D1		HEX1	
						mm	inch	mm	inch	mm	inch
10	3/8"	F BSPP	ISO 1179-1	BSPP 3/8" FEMALE	3FFH06 38GAS F	75	2.95	30	1.18	27	1.06
10	3/8"	O2/ METRIC	ISO 8434-1-L	M22x1.5 MALE 15L	3FFH06-2/2215F	81.9	3.22	30	1.18	27	1.06
12.5	1/2"	F BSPP	ISO 1179-1	BSPP 1/2" FEMALE	3FFH08 12GAS F	81.3	3.2	38	1.5	34	1.34
12.5	1/2"	F NPTF	ANSI B1.20.3	NPTF 1/2" FEMALE	3FFH08 12NPT F	81.3	3.2	38	1.5	34	1.34
12.5	1/2"	O/ SAE	ISO 11926-1	7/8"-14 UNF FEMALE ORB	3FFH08 58SAE F	81.3	3.2	38	1.5	34	1.34
12.5	1/2"	O/ SAE	ISO 11926-1	1-1/16"-12 UN FEMALE ORB	3FFH08 34SAE FA	86.8	3.42	38	1.5	34	1.34
12.5	1/2"	61/ SAE	ISO 8434-2	9/16"-18 UN 90° MALE	3FFH08-61/38SFS	100.8	3.97	38	1.5	34	1.34
12.5	1/2"	61/ SAE	ISO 8434-2	1-1/16"-12 UN 90° MALE	3FFH08-61/34SFS	100.8	3.97	38	1.5	34	1.34
20	3/4"	F BSPP	ISO 1179-1	BSPP 3/4" FEMALE	3FFH12 34GAS F	100	3.94	48	1.89	42	1.65



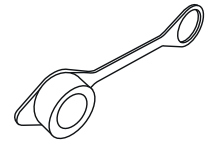

3FFH



Size		Thread details			MALE									
mm	inch	Thread Type	Standard	Thread	Part Number	L (L1 + Thread)		D1		D3		HEX1		
						mm	inch	mm	inch	mm	inch	mm	inch	
10	3/8"	F NPTF	ANSI B1.20.3	NPTF 3/8" FEMALE	3FFH06 38NPT M	96.8	3.81	33	1.3	19.7	0.78	30	1.18	
10	3/8"	F BSPP	ISO 1179-1	BSPP 3/8" FEMALE	3FFH06 38GAS M	96.8	3.81	30	1.18	19.7	0.78	30	1.18	
10	3/8"	O/ SAE	ISO 11926-1	3/4"-16 UNF FEMALE ORB	3FFH06 12SAE M	100.3	3.95	33	1.3	19.7	0.78	30	1.18	
10	3/8"	F BSPP	ISO 1179-1	BSPP 1/2" FEMALE	3FFH06 12GAS M	101.8	4.01	33	1.3	19.7	0.78	30	1.18	
12.5	1/2"	14/ SAE	ISO 8434-2	7/8"-14 UNF MALE BULKHEAD JIC	3FFH08-14/58S M	144.3	5.68	37	1.46	24.5	0.96	34	1.34	
12.5	1/2"	14/ SAE	ISO 8434-2	1-1/16"-12 UN MALE BULKHEAD JIC	3FFH08-14/34SMB	149.1	5.87	37	1.46	24.5	0.96	34	1.34	
12.5	1/2"	14/ SAE	ISO 8434-2	1-1/16"-12 UN MALE BULKHEAD JIC	3FFH08-14/34S M	149.1	5.87	37	1.46	24.5	0.96	34	1.34	
12.5	1/2"	14/ SAE	ISO 8434-2	3/4"-16 UN MALE BULKHEAD JIC	3FFH08-14/12S M	140.8	5.54	37	1.46	24.5	0.96	34	1.34	
12.5	1/2"	12/ SAE	ISO 8434-3	1"-14 UNS MALE BULKHEAD ORFS	3FFH08-12/58S M	144.7	5.7	37	1.46	24.5	0.96	34	1.34	
12.5	1/2"	12/ SAE	ISO 8434-3	1-3/16"-12 UN MALE BULKHEAD ORFS	3FFH08-12/34S M	146.2	5.76	37	1.46	24.5	0.96	34	1.34	
12.5	1/2"	O/ SAE	ISO 11926-1	7/8"-14 UNF FEMALE ORB	3FFH08 58SAE M	116.7	4.59	37	1.46	24.5	0.96	34	1.34	
12.5	1/2"	O/ SAE	ISO 11926-1	1-1/16"-12 UN FEMALE ORB	3FFH08 34SAE M	121.7	4.79	37	1.46	24.5	0.96	34	1.34	
12.5	1/2"	F BSPP	ISO 1179-1	BSPP 3/4" FEMALE	3FFH08 34GAS M	118.7	4.67	37	1.46	24.5	0.96	34	1.34	
12.5	1/2"	O/ SAE	ISO 11926-1	3/4"-16 UNF FEMALE ORB	3FFH08 12SAE M	115.7	4.56	37	1.46	24.5	0.96	34	1.34	
12.5	1/2"	F NPTF	ANSI B1.20.3	NPTF 1/2" FEMALE	3FFH08 12NPT M	117.7	4.63	37	1.46	24.5	0.96	34	1.34	
12.5	1/2"	F BSPP	ISO 1179-1	BSPP 1/2" FEMALE	3FFH08 12GAS M	115.7	4.56	37	1.46	24.5	0.96	34	1.34	
16	5/8"	O/ SAE	ISO 11926-1	1-1/16"-12 UN FEMALE ORB	3FFH10 34SAE M	126.8	4.99	45	1.77	27	1.06	41	1.61	
16	5/8"	F NPTF	ANSI B1.20.3	NPTF 3/4" FEMALE	3FFH10 34NPT M	123.8	4.87	45	1.77	27	1.06	41	1.61	
20	3/4"	O1/ SAE	ISO 11926-3	1-1/16"-12 UN MALE	3FFH12-1/34S M	128	5.04	46	1.81	29.95	1.18	42	1.65	
20	3/4"	O/ SAE	ISO 11926-1	1-1/16"-12 UN FEMALE ORB	3FFH12 34SAE M	128.4	5.06	46	1.81	29.95	1.18	42	1.65	
20	3/4"	F BSPP	ISO 1179-1	BSPP 3/4" FEMALE	3FFH12 34GAS M	128.4	5.06	46	1.81	29.95	1.18	42	1.65	
20	3/4"	F BSPP	ISO 1179-1	BSPP 1" FEMALE	3FFH12 1GAS M	128.4	5.06	46	1.81	29.95	1.18	42	1.65	



3FFH Accessories and Spares



PVC dust protections



Acetal Resin dust protections



Aluminium dust protections