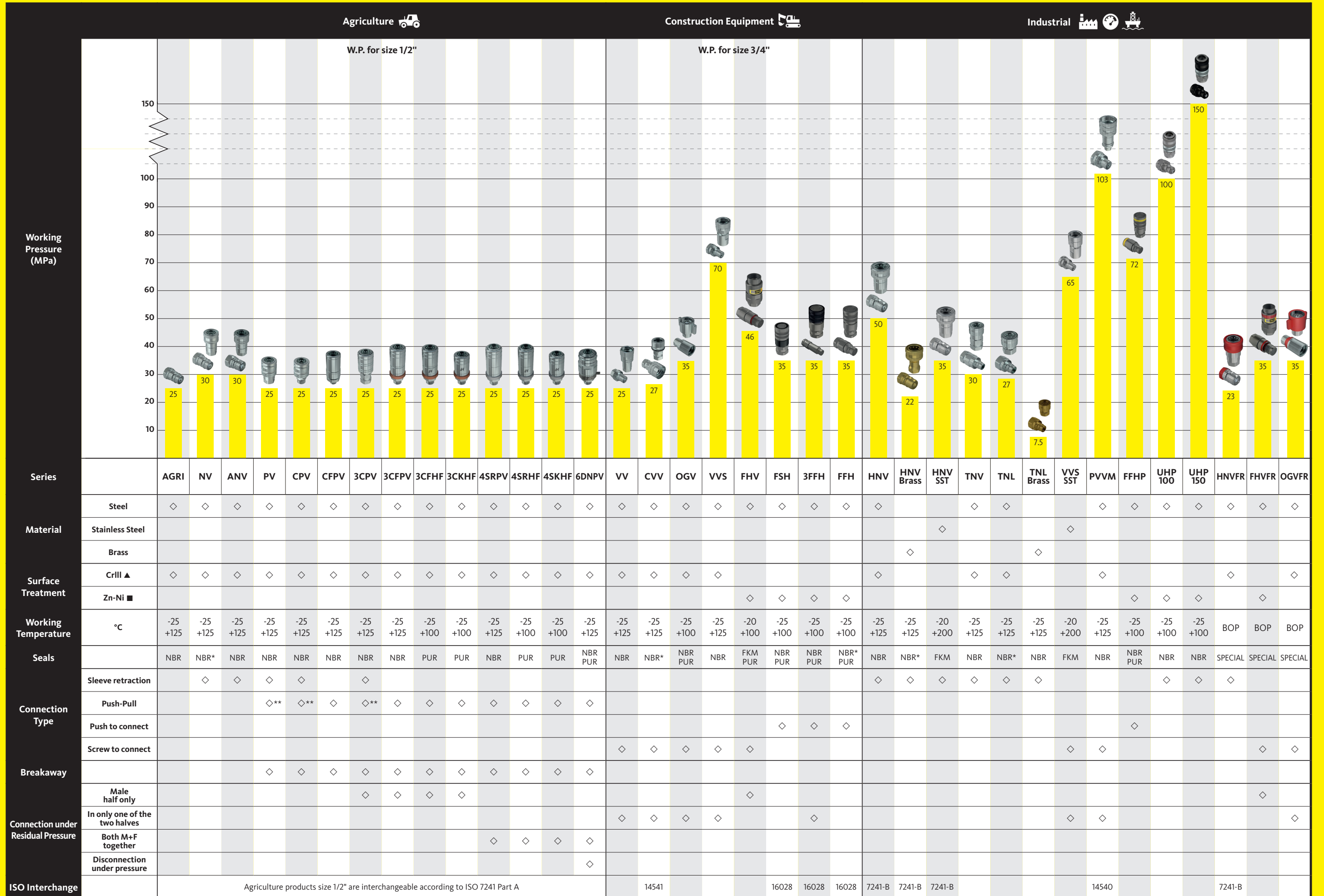


Faster

easier to connect.

Catalog





▲ 500 hours resistance to corrosion in Neutral Salt Spray test according to ISO 9227 | ■ 1000 hours resistance to corrosion in Neutral Salt Spray test according to ISO 9227 | * Part number ending in V have seals in FKM and consequently a WT of -20 °C + 200 °C | ** When panel mounted

With more than 65 years of experience in the hydraulic industry, Faster has designed and manufactured over 500 million quick-release couplings and has registered more than 80 patents.

Our product portfolio entails several solutions, grouped into 3 main areas: Single Couplings, Castings Solutions and MultiFaster.

Our offer covers a wide range of applications, including Agriculture, Construction Equipment, High Pressure and Industrial.

We strongly believe in continuous research for innovation. Our challenge is to increase our competitiveness by offering high quality products with agile production processes, while paying careful attention to our customers' needs. Today, Faster is a primary force for research, design and production of hydraulic quick-release couplings.

Thanks to their high-level technology, our products can easily answer various market requests and meet specific requirements, set by the international standards and by different manufacturers.

Couplings _____ **6**

- Sleeve Retraction
- Agriculture
- Flat Face
- Screw to Connect
- Check Valves and Diagnostic
- High Pressure
- BOP
- Refrigeration

Casting Solutions _____ **270**

- Manifold blocks
- 4DCPV
- 5BM5DCPV
- 4BD4FH


MultiFaster _____ **280**

- MultiFaster Standard
- MultiFaster Harvesting
- MultiFaster G Type
- MultiFaster High Pressure

Product Index

	<p>Sleeve Retraction Pag 6</p> <p>General purpose couplings, sleeve retraction connection type. Interchangeable according to ISO A, ISO B or market standard.</p>
	<p>Agriculture Pag 50</p> <p>Couplings designed for agricultural application, interchangeable according to ISO 7241 Part A.</p>
	<p>Flat Face Pag 138</p> <p>Couplings featuring flat-face valve to prevent spillage and easy to clean.</p>
	<p>Screw to Connect Pag 174</p> <p>Screw to connect couplings, specifically design to resist vibrations.</p>
	<p>Check Valves and Diagnostic Pag 218</p> <p>Non-returning valves used to control the oil flow in just one direction. Diagnostic: couplings used to check various points of the hydraulic system.</p>
	<p>High Pressure Pag 232</p> <p>Couplings designed for high pressures applications.</p>
	<p>BOP Pag 246</p> <p>Thanks to specific components and seals these couplings are API certified and suitable for BOP application.</p>
	<p>Refrigeration Pag 258</p> <p>Couplings specifically designed for air conditioning and refrigeration systems.</p>
	<p>Casting Solutions Pag 270</p> <p>Castings equipped with cartridges and internal pressure eliminator.</p>
	<p>MultiFaster Pag 280</p> <p>System with lever that allows to connect more hydraulic lines. Possibility to have electrical connection integrated.</p>

Sleeve Retraction



NV	pag 7
NS	pag 11
NL	pag 15
SV	pag 19
HNV	pag 21
HNV brass	pag 25
HNV stainless steel	pag 29
HNVN	pag 33
TNV	pag 35
TNL	pag 39
TNL brass	pag 41
Sleeve Retraction - Accessories	pag 44

NV



Standard couplings with poppet valve.
Faster interchangeability (except size 1/2").

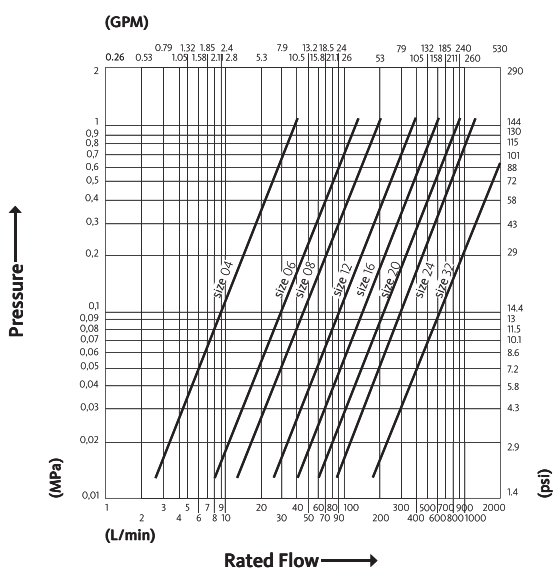
Standard couplings for general purpose applications with poppet valve shut-off system. Faster proprietary profile (1/2" size only is interchangeable according to ISO 7241 part A).



Applications



Pressure Drop



Test performed according to ISO 18869

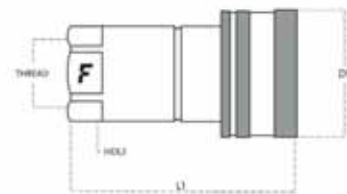
Technical Specifications

dash	Size mm	inch	Working Pressure (MPa)	Flow Rate (l/min)	Spillage (ml)	Force to Connect (N)	Burst pressure (MPa)		
							Male	Female	Male + Female
04	6.3	1/4"	35	15	0.8	55	140	140	140
06	10	3/8"	30	50	1.3	85	120	120	140
08	12.5	1/2"	30	75	1.8	80	120	120	130
12	20	3/4"	30	150	8	150	120	120	130
16	25	1"	25	220	13	130	110	110	100
20	31.5	1-1/4"	22	340	30	145	90	90	90
24	37.5	1-1/2"	20	450	34	265	80	80	80
32	50	2"	15	1000	100	250	60	60	60

Material	Steel
Seals	NBR; VITON*
Working temperatures	- 25 °C to + 125 °C
Surface treatment	MATE 500 (CrIII)
Series Interchange	FASTER

Valve Type	Poppet
Connection	Sleeve Retraction
Disconnection	Sleeve Retraction
Connection Under Pressure	Not Allowed

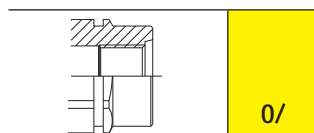
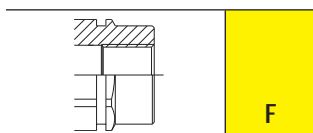
* Working temperatures: - 20 °C to + 200 °C.



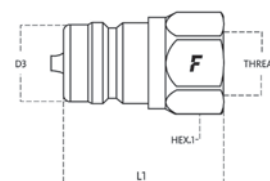
NV

Size		Thread details			FEMALE						
mm	inch	Thread Type	Standard	Thread	Part Number	L (L1 + Thread)		D1		HEX1	
						mm	inch	mm	inch	mm	inch
6.3	1/4"	O/ SAE	ISO 11926-1	9/16"-18 UNF FEMALE ORB	NV 14-38SAE F	52.5	2.07	27	1.06	19	0.75
6.3	1/4"	F NPTF	ANSI B1.20.3	NPTF 1/4" FEMALE	NV 14 NPT F	50	1.97	27	1.06	19	0.75
6.3	1/4"	F BSPP	ISO 1179-1	BSPP 1/4" FEMALE	NV 14 GAS F	50	1.97	27	1.06	19	0.75
10	3/8"	O/ SAE	ISO 11926-1	9/16"-18 UNF FEMALE ORB	NV 38-38SAE F	59.5	2.34	33	1.3	24	0.94
10	3/8"	F NPTF	ANSI B1.20.3	NPTF 3/8" FEMALE	NV 38 NPT F	59.5	2.34	33	1.3	24	0.94
10	3/8"	F BSPP	ISO 1179-1	BSPP 3/8" FEMALE	NV 38 GAS F V	59.5	2.34	33	1.3	24	0.94
10	3/8"	F BSPP	ISO 1179-1	BSPP 3/8" FEMALE	NV 38 GAS F	59.6	2.35	33	1.3	24	0.94
12.5	1/2"	O/ METRIC	ISO 6149-1	M22x1.5 FEMALE ORB	NV0/2215 F	66	2.6	38	1.5	27	1.06
12.5	1/2"	F METRIC	ISO 9974-1	M22x1.5 FEMALE	NV 2215 F	66	2.6	38	1.5	27	1.06
12.5	1/2"	O/ SAE	ISO 11926-1	7/8"-14 UNF FEMALE ORB	NV 12-58SAE F	69.5	2.74	38	1.5	32	1.26
12.5	1/2"	F BSPP	ISO 1179-1	BSPP 1/2" FEMALE	NV 12 GAS F V	66	2.6	38	1.5	27	1.06
12.5	1/2"	F NPTF	ANSI B1.20.3	NPTF 1/2" FEMALE	NV 12 NPT F	66	2.6	38	1.5	27	1.06
12.5	1/2"	F JPT	UNI EN 10226-2	RC 1/2 FEMALE (JPT)	NV 12 JPT F	66	2.6	38	1.5	27	1.06
12.5	1/2"	F BSPP	ISO 1179-1	BSPP 1/2" FEMALE	NV 12 GAS F	66	2.6	38	1.5	27	1.06
20	3/4"	F BSPP	ISO 1179-1	BSPP 3/4" FEMALE	NV 34 GAS F V	84	3.31	48	1.89	34	1.34
20	3/4"	F NPTF	ANSI B1.20.3	NPTF 3/4" FEMALE	NV 34 NPT F	83	3.27	48	1.89	34	1.34
20	3/4"	F BSPP	ISO 1179-1	BSPP 3/4" FEMALE	NV 34 GAS F	84	3.31	48	1.89	34	1.34
25	1"	F NPTF	ANSI B1.20.3	NPTF 1" FEMALE	NV 1 NPT F	99.5	3.92	56	2.2	41	1.61
25	1"	F BSPP	ISO 1179-1	BSPP 1" FEMALE	NV 1 GAS F	99.5	3.92	56	2.2	41	1.61
31.5	1-1/4"	F NPTF	ANSI B1.20.3	NPTF 1-1/4" FEMALE	NV114 NPT F	115	4.53	70	2.76	50	1.97
31.5	1-1/4"	F BSPP	ISO 1179-1	BSPP 1-1/4" FEMALE	NV114 GAS F	82.5	3.25	48	1.89	34	1.34
37.5	1-1/2"	F NPTF	ANSI B1.20.3	NPTF 1-1/2" FEMALE	NV112 NPT F	127.5	5.02	84	3.31	60	2.36
37.5	1-1/2"	F BSPP	ISO 1179-1	BSPP 1-1/2" FEMALE	NV112 GAS F	127.5	5.02	84	3.31	60	2.36
50	2"	F BSPP	ISO 1179-1	BSPP 2" FEMALE	NV 2 GAS F	151	5.94	119	4.69	75	2.95

* Part number ending in V have seals in FKM and consequently a Working Temperature of - 20°C + 200 °C.



NV



Size		Thread details			MALE									
mm	inch	Thread Type	Standard	Thread	Part Number	L (L1 + Thread)		D1		D3		HEX1		
						mm	inch	mm	inch	mm	inch	mm	inch	
6.3	1/4"	O/ SAE	ISO 11926-1	9/16"-18 UNF FEMALE ORB	NV 14-38SAE M	35.5	1.4	21	0.83	14.1	0.56	19	0.75	
6.3	1/4"	F NPTF	ANSI B1.20.3	NPTF 1/4" FEMALE	NV 14 NPT M	33	1.3	21	0.83	14.1	0.56	19	0.75	
6.3	1/4"	F BSPP	ISO 1179-1	BSPP 1/4" FEMALE	NV 14 GAS M ST	34.7	1.37	21	0.83	14.1	0.56	19	0.75	
6.3	1/4"	F BSPP	ISO 1179-1	BSPP 1/4" FEMALE	NV 14 GAS M	34.7	1.37	21	0.83	14.1	0.56	19	0.75	
10	3/8"	O/ SAE	ISO 11926-1	9/16"-18 UNF FEMALE ORB	NV 38-38SAE M	39	1.54	27	1.06	18.9	0.74	24	0.94	
10	3/8"	F NPTF	ANSI B1.20.3	NPTF 3/8" FEMALE	NV 38 NPT M	39	1.54	27	1.06	18.9	0.74	24	0.94	
10	3/8"	F BSPP	ISO 1179-1	BSPP 3/8" FEMALE	NV 38 GAS M V	39	1.54	27	1.06	18.9	0.74	24	0.94	
10	3/8"	F BSPP	ISO 1179-1	BSPP 3/8" FEMALE	NV 38 GAS M	39	1.54	55	2.17	19	0.75	24	0.94	
12.5	1/2"	O/ BSPP	BS 5380	BSPP 1/2 FEMALE ORB	NV0/12 GAS M	44	1.73	30	1.18	20.5	0.81	27	1.06	
12.5	1/2"	F METRIC	ISO 9974-1	M22x1.5 FEMALE	NV 2215 M	44	1.73	30	1.18	20.5	0.81	27	1.06	
12.5	1/2"	O/ SAE	ISO 11926-1	7/8"-14 UNF FEMALE ORB	NV 12-58SAE M	51	2.01	30	1.18	20.5	0.81	27	1.06	
12.5	1/2"	O/ SAE	ISO 11926-1	3/4"-16 UNF FEMALE ORB	NV 12-12SAE M	44	1.73	30	1.18	20.5	0.81	27	1.06	
12.5	1/2"	F BSPP	ISO 1179-1	BSPP 1/2" FEMALE	NV 12 GAS M V	44	1.73	30	1.18	20.5	0.81	27	1.06	
12.5	1/2"	F NPTF	ANSI B1.20.3	NPTF 1/2" FEMALE	NV 12 NPT M	44	1.73	30	1.18	20.5	0.81	27	1.06	
12.5	1/2"	F JPT	UNI EN 10226-2	RC 1/2 FEMALE (JPT)	NV 12 JPT M	44	1.73	30	1.18	20.5	0.81	27	1.06	
12.5	1/2"	F BSPP	ISO 1179-1	BSPP 1/2" FEMALE	NV 12 GAS M	44	1.73	30	1.18	20.5	0.81	27	1.06	
20	3/4"	F NPTF	ANSI B1.20.3	NPTF 3/4" FEMALE	NV 34 NPT M	55	2.17	38	1.5	27.9	1.1	34	1.34	
20	3/4"	F BSPP	ISO 1179-1	BSPP 3/4" FEMALE	NV 34 GAS M V	55	2.17	38	1.5	27.9	1.1	34	1.34	
20	3/4"	F BSPP	ISO 1179-1	BSPP 3/4" FEMALE	NV 34 GAS M	55	2.17	38	1.5	27.9	1.1	34	1.34	
25	1"	F NPTF	ANSI B1.20.3	NPTF 1" FEMALE	NV 1 NPT M V	66	2.6	45	1.77	31.3	1.23	41	1.61	
25	1"	F NPTF	ANSI B1.20.3	NPTF 1" FEMALE	NV 1 NPT M	66	2.6	45	1.77	31.3	1.23	41	1.61	
25	1"	F BSPP	ISO 1179-1	BSPP 1" FEMALE	NV 1 GAS M	39	1.54	27	1.06	18.9	0.74	41	1.61	
31.5	1-1/4"	F NPTF	ANSI B1.20.3	NPTF 1-1/4" FEMALE	NV114 NPT M	73	2.87	55.5	2.19	43.9	1.73	50	1.97	
31.5	1-1/4"	F BSPP	ISO 1179-1	BSPP 1-1/4" FEMALE	NV114 GAS M	59.5	2.34	33	1.3	44	1.73	24	0.94	
37.5	1-1/2"	F NPTF	ANSI B1.20.3	NPTF 1-1/2" FEMALE	NV112 NPT M	83	3.27	66	2.6	53.4	2.1	60	2.36	
37.5	1-1/2"	F BSPP	ISO 1179-1	BSPP 1-1/2" FEMALE	NV112 GAS M	83	3.27	66	2.6	53.4	2.1	60	2.36	
50	2"	F BSPP	ISO 1179-1	BSPP 2" FEMALE	NV 2 GAS M	100	3.94	86.9	3.42	82	3.23	75	2.95	

* Part number ending in V have seals in FKM and consequently a Working Temperature of - 20°C + 200 °C.

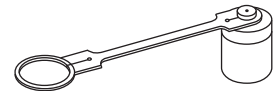


NV Accessories and Spares



PVC dust protections

pag 45



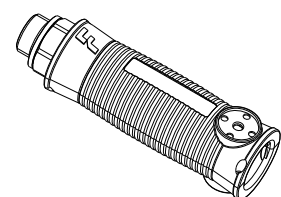
Aluminium dust protections

pag 48



Seals Kits

pag 49



Line Identification System

pag 137

NS



Standard couplings with ball valve.
Faster interchangeability (except size 1/2").

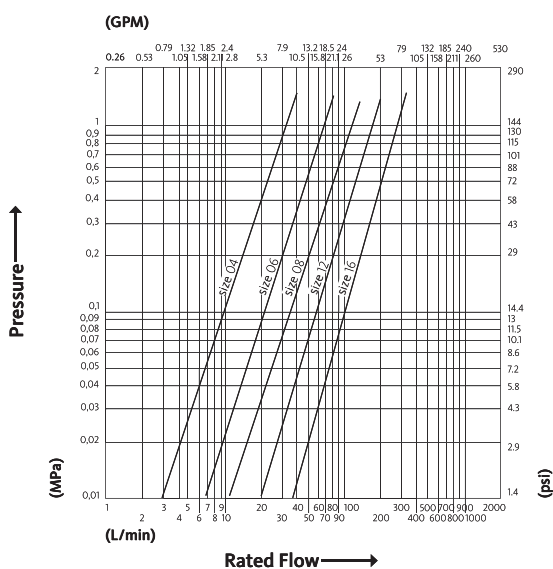
Standard couplings for general purpose applications with ball valve shut-off system. Faster proprietary profile (1/2" size only is interchangeable according to ISO 7241 part A).



Applications



Pressure Drop



Test performed according to ISO 18869

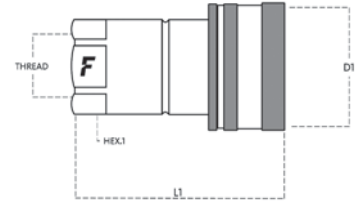
Technical Specifications

dash	Size mm	inch	Working Pressure (MPa)	Flow Rate (l/min)	Spillage (ml)	Force to Connect (N)	Burst pressure (MPa)		
							Male	Female	Male + Female
04	6.3	1/4"	25	15	0.7	55	100	100	140
06	10	3/8"	25	30	1	85	100	100	140
08	12.5	1/2"	20	60	1.5	90	80	100	120
12	20	3/4"	17	80	7	170	68	95	150
16	25	1"	25	140	11	140	100	100	110

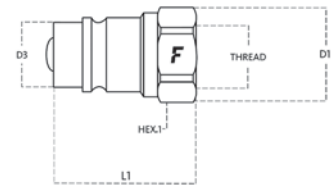
Material	Steel
Seals	NBR
Working temperatures	- 25 °C to + 125 °C
Surface treatment	MATE 500 (CrIII)
Series Interchange	FASTER

Valve Type	Ball
Connection	Sleeve Retraction
Disconnection	Sleeve Retraction
Connection Under Pressure	Not Allowed

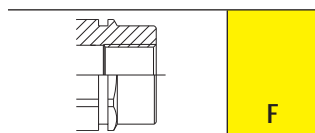
NS



Size		Thread details			FEMALE							
mm	inch	Thread Type	Standard	Thread	Part Number	L (L1 + Thread)		D1		HEX1		
						mm	inch	mm	inch	mm	inch	
6.3	1/4"	F NPTF	ANSI B1.20.3	NPTF 1/4" FEMALE	NS 14 NPT F	50	1.97	27	1.06	19	0.75	
6.3	1/4"	F BSPP	ISO 1179-1	BSPP 1/4" FEMALE	NS 14 GAS F	50	1.97	27	1.06	19	0.75	
10	3/8"	F NPTF	ANSI B1.20.3	NPTF 3/8" FEMALE	NS 38 NPT F	59.5	2.34	33	1.3	24	0.94	
10	3/8"	F BSPP	ISO 1179-1	BSPP 3/8" FEMALE	NS 38 GAS F	59.5	2.34	33	1.3	24	0.94	
12.5	1/2"	F NPTF	ANSI B1.20.3	NPTF 1/2" FEMALE	NS 12 NPT F	68	2.68	38	1.5	27	1.06	
12.5	1/2"	F BSPP	ISO 1179-1	BSPP 1/2" FEMALE	NS 12 GAS F	68	2.68	38	1.5	27	1.06	
20	3/4"	F NPTF	ANSI B1.20.3	NPTF 3/4" FEMALE	NS 34 NPT F	82	3.23	48	1.89	34	1.34	
20	3/4"	F BSPP	ISO 1179-1	BSPP 3/4" FEMALE	NS 34 GAS F	82.5	3.25	48	1.89	34	1.34	
25	1"	F NPTF	ANSI B1.20.3	NPTF 1" FEMALE	NS 1 NPT F	96.5	3.8	56	2.2	41	1.61	
25	1"	F BSPP	ISO 1179-1	BSPP 1" FEMALE	NS 1 GAS F	96.5	3.8	56	2.2	41	1.61	



Size		Thread details			MALE								
mm	inch	Thread Type	Standard	Thread	Part Number	L (L1 + Thread)		D1		D3		HEX1	
						mm	inch	mm	inch	mm	inch	mm	inch
6.3	1/4"	F NPTF	ANSI B1.20.3	NPTF 1/4" FEMALE	NS 14 NPT M	33	1.3	21	0.83	14.1	0.56	19	0.75
6.3	1/4"	F BSPP	ISO 1179-1	BSPP 1/4" FEMALE	NS 14 GAS M	34.7	1.37	21	0.83	14.1	0.56	19	0.75
10	3/8"	F NPTF	ANSI B1.20.3	NPTF 3/8" FEMALE	NS 38 NPT M	39	1.54	27	1.06	18.9	0.74	24	0.94
10	3/8"	F BSPP	ISO 1179-1	BSPP 3/8" FEMALE	NS 38 GAS M	39	1.54	27	1.06	18.9	0.74	24	0.94
12.5	1/2"	F NPTF	ANSI B1.20.3	NPTF 1/2" FEMALE	NS 12 NPT M	46	1.81	30	1.18	20.5	0.81	27	1.06
12.5	1/2"	F BSPP	ISO 1179-1	BSPP 1/2" FEMALE	NS 12 GAS M	46	1.81	30	1.18	20.5	0.81	27	1.06
12.5	1/2"	F NPTF	ANSI B1.20.3	NPTF 1/2" FEMALE	2NS 12 NPT M	47	1.85	30	1.18	20.5	0.81	27	1.06
20	3/4"	F NPTF	ANSI B1.20.3	NPTF 3/4" FEMALE	NS 34 NPT M	53	2.09	38	1.5	27.9	1.1	34	1.34
20	3/4"	F BSPP	ISO 1179-1	BSPP 3/4" FEMALE	NS 34 GAS M	53.5	2.11	38	1.5	27.9	1.1	34	1.34
25	1"	F NPTF	ANSI B1.20.3	NPTF 1" FEMALE	NS 1 NPT M	63	2.48	45	1.77	31.3	1.23	41	1.61
25	1"	F BSPP	ISO 1179-1	BSPP 1" FEMALE	NS 1 GAS M	63	2.48	45	1.77	31.3	1.23	41	1.61

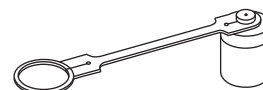
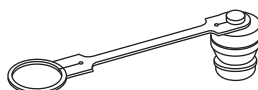


NS Accessories and Spares



PVC dust protections

pag 45



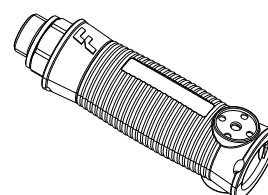
Aluminium dust protections

pag 48



Seals Kits

pag 49



Line Identification System

pag 137



NL

Standard couplings free flow.
Faster interchangeability (except size 1/2").

NL couplings represent the free-flow version of NV series products. Purposely designed without internal valves to increase the flow rate minimizing the pressure drop.

Applications



Pressure Drop

No pressure drops detected during testing



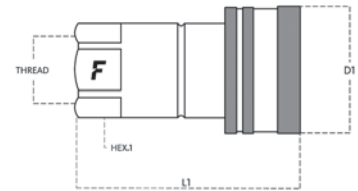
Technical Specifications

dash	Size		Working Pressure (MPa)	Flow Rate (l/min)	Spillage (ml)	Force to Connect (N)	Burst pressure (MPa)		
	mm	inch					Male	Female	Male + Female
12	20	3/4"	30	150	0	150			130

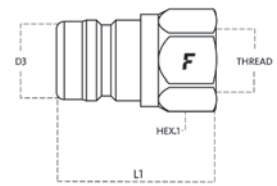
Material	Steel
Seals	VITON
Working temperatures	- 20 °C to + 200 °C
Surface treatment	MATE 500 (CrIII)
Series Interchange	FASTER

Valve Type	None
Connection	Sleeve Retraction
Disconnection	Sleeve Retraction
Connection Under Pressure	Not Allowed

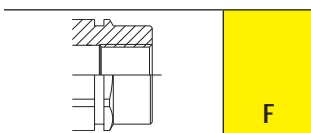
NL



Size		Thread details			FEMALE						
mm	inch	Thread Type	Standard	Thread	Part Number	L (L1 + Thread)		D1		HEX1	
						mm	inch	mm	inch	mm	inch
20	3/4"	F BSPP	ISO 1179-1	BSPP 3/4" FEMALE	NL 34 GAS F V	84	3.31	48	1.89	34	1.34



Size		Thread details			MALE								
mm	inch	Thread Type	Standard	Thread	Part Number	L (L1 + Thread)		D1		D3		HEX1	
						mm	inch	mm	inch	mm	inch	mm	inch
20	3/4"	F BSPP	ISO 1179-1	BSPP 3/4" FEMALE	NL 34 GAS M	55	2.17	38	1.5	27.9	1.1	34	1.34

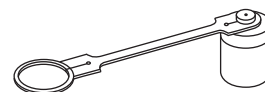


NL Accessories and Spares



PVC dust protections

pag 45



Aluminium dust protections

pag 48



Seals Kits

pag 49



SV

Standard female couplings with safety sleeve, poppet valve.

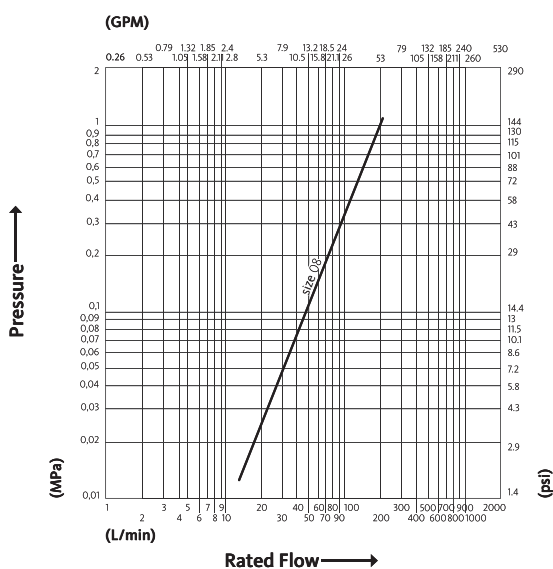
Standard female couplings very similar to NV series but equipped with an additional safety sleeve to prevent accidental disconnections. Poppet valve shut-off system. Interchange according to ISO 7241 part A.



Applications



Pressure Drop



Test performed according to ISO 18869

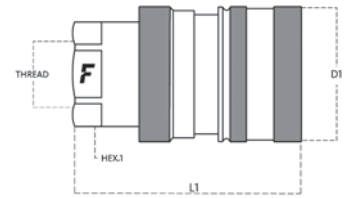
Technical Specifications

dash	Size mm	inch	Working Pressure (MPa)	Flow Rate (l/min)	Spillage (ml)	Force to Connect (N)	Burst pressure (MPa)		
							Male	Female	Male + Female
08	12.5	1/2"	30	75	1.8	80	120	130	

Material	Steel
Seals	NBR
Working temperatures	- 25 °C to + 125 °C
Surface treatment	MATE 500 (CrIII)
Series Interchange	ISO 7241 part A

Valve Type	Poppet
Connection	Sleeve Retraction
Disconnection	Sleeve Retraction
Connection Under Pressure	Not Allowed

SV



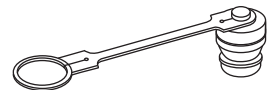
Size		Thread details			FEMALE						
mm	inch	Thread Type	Standard	Thread	Part Number	L (L1 + Thread)		D1		HEX1	
						mm	inch	mm	inch	mm	inch
12.5	1/2"	F BSPP	ISO 1179-1	BSPP 1/2" FEMALE	SV 12 GAS F	66	2.6	38	1.5	27	1.06

SV Accessories and Spares



PVC dust protections

pag 45



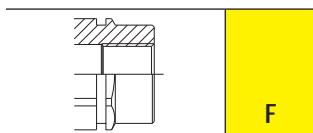
Aluminium dust protections

pag 48



Seals Kits

pag 49



HNV

Standard couplings for industrial applications, ISO 7241 part B interchange.

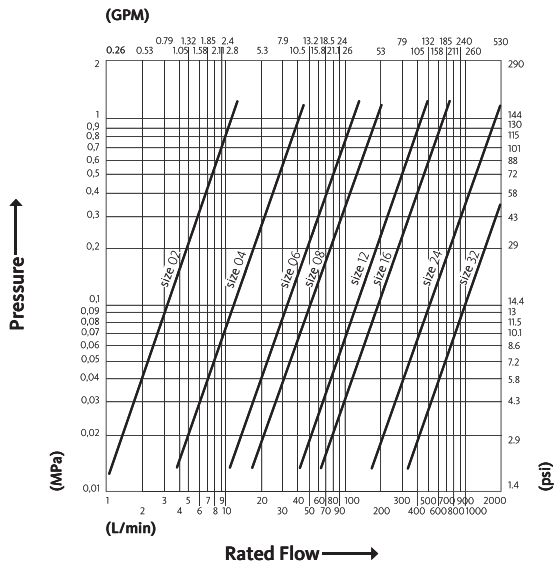
Standard couplings for industrial applications. Complete range of sizes from 1/8" to 2" (with BSP, NPT and SAE female threads) available. ISO 7241 part B interchange.



Applications



Pressure Drop



Test performed according to ISO 18869

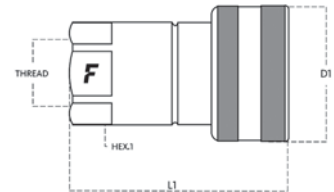
Technical Specifications

dash	Size mm	inch	Working Pressure (MPa)	Flow Rate (l/min)	Spillage (ml)	Force to Connect (N)	Burst pressure (MPa)		
							Male	Female	Male + Female
02	3.2	1/8"	50	5	0.5	60	280	200	200
04	6.3	1/4"	45	17	1	65	180	200	180
06	10	3/8"	30	50	1.5	85	130	120	180
08	12.5	1/2"	35	75	2.8	97	140	140	150
12	20	3/4"	25	190	10	120	110	100	100
16	25	1"	30	270	13	180	120	120	120
24	37.5	1-1/2"	14	750	80	185	56	56	60
32	50	2"	9	1600	160	160	38	40	45

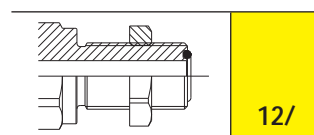
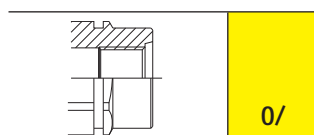
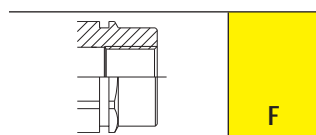
Material	Steel
Seals	NBR
Working temperatures	- 25 °C to + 125 °C
Surface treatment	MATE 500 (CrIII)
Series Interchange	ISO 7241 part B

Valve Type	Poppet
Connection	Sleeve Retraction
Disconnection	Sleeve Retraction
Connection Under Pressure	Not Allowed

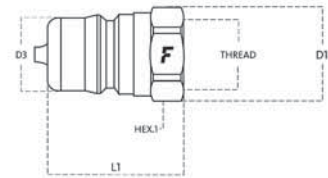
HNV



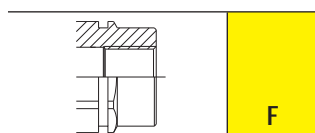
Size		Thread details			FEMALE						
mm	inch	Thread Type	Standard	Thread	Part Number	L (L1 + Thread)		D1		HEX1	
						mm	inch	mm	inch	mm	inch
3.2	1/8"	F NPTF	ANSI B1.20.3	NPTF 1/8" FEMALE	HNV 18 NPT F	50.3	1.98	23	0.91	18	0.71
3.2	1/8"	F BSPP	ISO 1179-1	BSPP 1/8" FEMALE	HNV 18 GAS F	50.3	1.98	23	0.91	18	0.71
6.3	1/4"	O/ SAE	ISO 11926-1	9/16"-18 UNF FEMALE ORB	HNV 14-38SAE F	60	2.36	28	1.1	19	0.75
6.3	1/4"	F NPTF	ANSI B1.20.3	NPTF 1/4" FEMALE	HNV 14 NPT F	56	2.2	28	1.1	19	0.75
6.3	1/4"	F BSPP	ISO 1179-1	BSPP 1/4" FEMALE	HNV 14 GAS F	56	2.2	28	1.1	19	0.75
10	3/8"	O/ SAE	ISO 11926-1	9/16"-18 UNF FEMALE ORB	HNV 38-38SAE F	64	2.52	35	1.38	24	0.94
10	3/8"	F NPTF	ANSI B1.20.3	NPTF 3/8" FEMALE	HNV 38 NPT F N	64	2.52	35	1.38	24	0.94
10	3/8"	F NPTF	ANSI B1.20.3	NPTF 3/8" FEMALE	HNV 38 NPT F	64	2.52	35	1.38	24	0.94
10	3/8"	F BSPP	ISO 1179-1	BSPP 3/8" FEMALE	HNV 38 GAS F	64	2.52	35	1.38	24	0.94
12.5	1/2"	O/ SAE	ISO 11926-1	7/8"-14 UNF FEMALE ORB	HNV 12-58SAE F	71.5	2.81	44	1.73	30	1.18
12.5	1/2"	F NPTF	ANSI B1.20.3	NPTF 1/2" FEMALE	HNV 12 NPT F	71.5	2.81	44	1.73	30	1.18
12.5	1/2"	F BSPP	ISO 1179-1	BSPP 1/2" FEMALE	HNV 12 GAS F V	71.5	2.81	44	1.73	30	1.18
12.5	1/2"	F BSPP	ISO 1179-1	BSPP 1/2" FEMALE	HNV 12 GAS F	71.5	2.81	44	1.73	30	1.18
20	3/4"	O/ SAE	ISO 11926-1	1-1/16"-12 UN FEMALE ORB	HNV 34-34SAE F	89	3.5	52	2.05	36	1.42
20	3/4"	12/ SAE	ISO 8434-3	1-3/16"-12 UN MALE BULKHEAD ORFS	HNV 34-12/34SF	146	5.75	52	2.05	36	1.42
20	3/4"	F NPTF	ANSI B1.20.3	NPTF 3/4" FEMALE	HNV 34 NPT F	89	3.5	52	2.05	36	1.42
20	3/4"	F BSPP	ISO 1179-1	BSPP 3/4" FEMALE	HNV 34 GAS F	89	3.5	52	2.05	36	1.42
25	1"	F NPTF	ANSI B1.20.3	NPTF 1" FEMALE	HNV 1 NPT F	106	4.17	62	2.44	41	1.61
25	1"	O/ SAE	ISO 11926-1	1-5/16"-12 UN FEMALE ORB	HNV 1- 1SAE F	106	4.17	62	2.44	41	1.61
25	1"	F BSPP	ISO 1179-1	BSPP 1" FEMALE	HNV 1 GAS F	106	4.17	62	2.44	41	1.61
37.5	1-1/2"	F BSPP	ISO 1179-1	BSPP 1-1/2" FEMALE	HNV112 GAS F	126.4	4.98	75	2.95	65	2.56
37.5	1-1/2"	F BSPP	ISO 1179-1	BSPP 1-1/4" FEMALE	HNV112-114GAS F	126	4.96	75	2.95	65	2.56
50	2"	F NPTF	ANSI B1.20.3	NPTF 2" FEMALE	HNV 2 NPT F	142	5.59	105	4.13	89	3.5



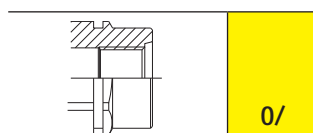
HNV



Size		Thread details			MALE									
mm	inch	Thread Type	Standard	Thread	Part Number	L (L1 + Thread)		D1		D3		HEX1		
						mm	inch	mm	inch	mm	inch	mm	inch	
3.2	1/8"	F NPTF	ANSI B1.20.3	NPTF 1/8" FEMALE	HNV 18 NPT M	31.5	1.24	19	0.75	10.8	0.43	17	0.67	
3.2	1/8"	F BSPP	ISO 1179-1	BSPP 1/8" FEMALE	HNV 18 GAS M	31.5	1.24	18.5	0.73	10.8	0.43	17	0.67	
6.3	1/4"	O/ SAE	ISO 11926-1	9/16"-18 UNF FEMALE ORB	HNV 14-38SAE M	39	1.54	21	0.83	14.1	0.56	19	0.75	
6.3	1/4"	F NPTF	ANSI B1.20.3	NPTF 1/4" FEMALE	HNV 14 NPT M	35	1.38	21	0.83	14.1	0.56	19	0.75	
6.3	1/4"	F BSPP	ISO 1179-1	BSPP 1/4" FEMALE	HNV 14 GAS M	35	1.38	21	0.83	14.1	0.56	19	0.75	
10	3/8"	O/ SAE	ISO 11926-1	9/16"-18 UNF FEMALE ORB	HNV 38-38SAE M	39	1.54	24.5	0.96	19	0.75	22	0.87	
10	3/8"	O/ SAE	ISO 11926-1	3/4"-16 UNF FEMALE ORB	HNV 38-12SAE M	45	1.77	30	1.18	19	0.75	27	1.06	
10	3/8"	F NPTF	ANSI B1.20.3	NPTF 3/8" FEMALE	HNV 38 NPT M N	39	1.54	24.5	0.96	19	0.75	22	0.87	
10	3/8"	F NPTF	ANSI B1.20.3	NPTF 3/8" FEMALE	HNV 38 NPT M	39	1.54	24.5	0.96	19	0.75	22	0.87	
10	3/8"	F BSPP	ISO 1179-1	BSPP 3/8" FEMALE	HNV 38 GAS M	39	1.54	24.5	0.96	19	0.75	22	0.87	
12.5	1/2"	O/ SAE	ISO 11926-1	7/8"-14 UNF FEMALE ORB	HNV 12-58SAE M	50	1.97	33	1.3	23.5	0.93	30	1.18	
12.5	1/2"	O/ SAE	ISO 11926-1	3/4"-16 UNF FEMALE ORB	HNV 12-12SAE M	44	1.73	30	1.18	23.5	0.93	27	1.06	
12.5	1/2"	F NPTF	ANSI B1.20.3	NPTF 1/2" FEMALE	HNV 12 NPT M	44	1.73	30	1.18	23.5	0.93	27	1.06	
12.5	1/2"	F BSPP	ISO 1179-1	BSPP 1/2" FEMALE	HNV 12 GAS M	44	1.73	30	1.18	23.5	0.93	27	1.06	
20	3/4"	O/ SAE	ISO 11926-1	1-1/16"-12 UN FEMALE ORB	HNV 34-34SAE M	55	2.17	38	1.5	31.5	1.24	34	1.34	
20	3/4"	F NPTF	ANSI B1.20.3	NPTF 3/4" FEMALE	HNV 34 NPT M	55	2.17	38	1.5	31.5	1.24	34	1.34	
20	3/4"	F BSPP	ISO 1179-1	BSPP 3/4" FEMALE	HNV 34 GAS M	55	2.17	38	1.5	31.5	1.24	34	1.34	
25	1"	F NPTF	ANSI B1.20.3	NPTF 1" FEMALE	HNV 1 NPT M	66	2.6	45	1.77	37.8	1.49	41	1.61	
25	1"	F BSPP	ISO 1179-1	BSPP 1" FEMALE	HNV 1 GAS M	66	2.6	45	1.77	37.8	1.49	41	1.61	
25	1"	O/ SAE	ISO 11926-1	1-5/16"-12 UN FEMALE ORB	HNV 1-1SAE M	66	2.6	45	1.77	37.8	1.49	41	1.61	
37.5	1-1/2"	F BSPP	ISO 1179-1	BSPP 1-1/4" FEMALE	HNV112-114GAS M	126	4.96	71	2.8	44.5	1.75	65	2.56	
37.5	1-1/2"	F BSPP	ISO 1179-1	BSPP 1-1/2" FEMALE	HNV112 GAS M	126	4.96	71	2.8	44.5	1.75	65	2.56	
50	2"	F NPTF	ANSI B1.20.3	NPTF 2" FEMALE	HNV 2 NPT M	142	5.59	97	3.82	63.25	2.49	89	3.5	



F



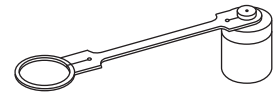
O/

HNV Accessories and Spares



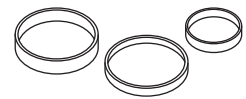
PVC dust protections

pag 45



Aluminium dust protections

pag 48



Seals Kits

pag 49



HNV brass

Standard couplings for industrial applications, ISO 7241 part B interchange, brass versions.

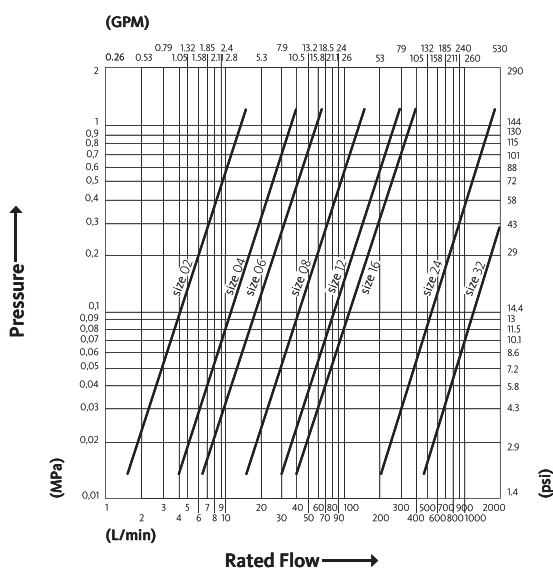
Standard couplings for industrial applications with brass components. Available with NBR or Viton seals. ISO 7241 part B interchange.



Applications



Pressure Drop



Test performed according to ISO 18869

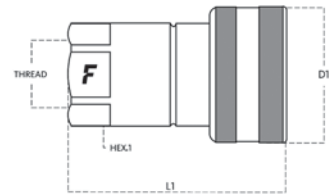
Technical Specifications

dash	Size mm	inch	Working Pressure (MPa)	Flow Rate (l/min)	Spillage (ml)	Force to Connect (N)	Burst pressure (MPa)		
							Male	Female	Male + Female
02	3.2	1/8"	22	6	0.5	110	90	140	150
04	6.3	1/4"	20	16	1	75	80	120	120
06	10	3/8"	15	25	1.5	78	60	70	100
08	12.5	1/2"	17	60	2.8	97	70	90	90
12	20	3/4"	10	110	10	120	40	50	100
16	25	1"	14	150	13	180	56	58	80
24	37.5	1-1/2"	7	750	80	185	30	33	40

Material	Brass
Seals	NBR; VITON*
Working temperatures	- 25 °C to + 125 °C
Surface treatment	
Series Interchange	ISO 7241 part B

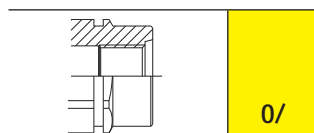
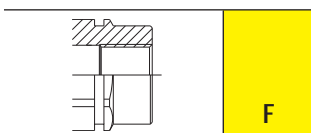
Valve Type	Poppet
Connection	Sleeve Retraction
Disconnection	Sleeve Retraction
Connection Under Pressure	Not Allowed

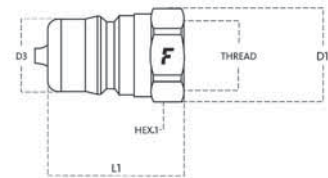
* Working temperatures: - 20 °C to + 200 °C.



HNV brass

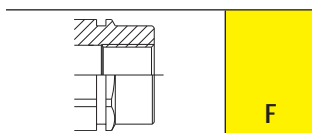
Size		Thread details			FEMALE						
mm	inch	Thread Type	Standard	Thread	Part Number	L (L1 + Thread)		D1		HEX1	
						mm	inch	mm	inch	mm	inch
3.2	1/8"	F NPTF	ANSI B1.20.3	NPTF 1/8" FEMALE	HNV 18 NPT F 5V	50	1.97	23	0.91	18	0.71
3.2	1/8"	F NPTF	ANSI B1.20.3	NPTF 1/8" FEMALE	HNV 18 NPT F 5	50	1.97	23	0.91	18	0.71
3.2	1/8"	F BSPP	ISO 1179-1	BSPP 1/8" FEMALE	HNV 18 GAS F 5V	50	1.97	23	0.91	18	0.71
3.2	1/8"	F BSPP	ISO 1179-1	BSPP 1/8" FEMALE	HNV 18 GAS F 5	50	1.97	23	0.91	18	0.71
6.3	1/4"	F NPTF	ANSI B1.20.3	NPTF 1/4" FEMALE	HNV 14 NPT F 5V	56	2.2	28	1.1	19	0.75
6.3	1/4"	F NPTF	ANSI B1.20.3	NPTF 1/4" FEMALE	HNV 14 NPT F 5	56	2.2	28	1.1	19	0.75
6.3	1/4"	F BSPP	ISO 1179-1	BSPP 1/4" FEMALE	HNV 14 GAS F 5V	56	2.2	28	1.1	19	0.75
6.3	1/4"	F BSPP	ISO 1179-1	BSPP 1/4" FEMALE	HNV 14 GAS F 5	56	2.2	28	1.1	19	0.75
10	3/8"	F NPTF	ANSI B1.20.3	NPTF 3/8" FEMALE	HNV 38 NPT F 5V	64	2.52	34	1.34	24	0.94
10	3/8"	F NPTF	ANSI B1.20.3	NPTF 3/8" FEMALE	HNV 38 NPT F 5	64	2.52	35	1.38	24	0.94
10	3/8"	F BSPP	ISO 1179-1	BSPP 3/8" FEMALE	HNV 38 GAS F 5V	64	2.52	35	1.38	24	0.94
10	3/8"	F BSPP	ISO 1179-1	BSPP 3/8" FEMALE	HNV 38 GAS F 5	64	2.52	35	1.38	24	0.94
12.5	1/2"	O/ SAE	ISO 11926-1	3/4"-16 UNF FEMALE ORB	HNV 12-12SAEF5V	71.5	2.81	44	1.73	30	1.18
12.5	1/2"	F NPTF	ANSI B1.20.3	NPTF 1/2" FEMALE	HNV 12 NPT F 5V	71.5	2.81	44	1.73	30	1.18
12.5	1/2"	F NPTF	ANSI B1.20.3	NPTF 1/2" FEMALE	HNV 12 NPT F 5	71.5	2.81	44	1.73	30	1.18
12.5	1/2"	F BSPP	ISO 1179-1	BSPP 1/2" FEMALE	HNV 12 GAS F 5V	71.6	2.82	44	1.73	30	1.18
12.5	1/2"	F BSPP	ISO 1179-1	BSPP 1/2" FEMALE	HNV 12 GAS F 5	71.6	2.82	44	1.73	30	1.18
20	3/4"	F NPTF	ANSI B1.20.3	NPTF 3/4" FEMALE	HNV 34 NPT F 5V	89	3.5	52	2.05	36	1.42
20	3/4"	F NPTF	ANSI B1.20.3	NPTF 3/4" FEMALE	HNV 34 NPT F 5	89	3.5	52	2.05	36	1.42
20	3/4"	F BSPP	ISO 1179-1	BSPP 3/4" FEMALE	HNV 34 GAS F 5V	89	3.5	52	2.05	36	1.42
20	3/4"	F BSPP	ISO 1179-1	BSPP 3/4" FEMALE	HNV 34 GAS F 5	89	3.5	52	2.05	36	1.42
25	1"	F NPTF	ANSI B1.20.3	NPTF 1" FEMALE	HNV 1 NPT F 5V	106	4.17	62	2.44	41	1.61
25	1"	F NPTF	ANSI B1.20.3	NPTF 1" FEMALE	HNV 1 NPT F 5	106	4.17	62	2.44	41	1.61
25	1"	F BSPP	ISO 1179-1	BSPP 1" FEMALE	HNV 1 GAS F 5V	106	4.17	62	2.44	41	1.61
25	1"	F BSPP	ISO 1179-1	BSPP 1" FEMALE	HNV 1 GAS F 5	106	4.17	62	2.44	41	1.61
37.5	1-1/2"	F NPTF	ANSI B1.20.3	NPTF 1-1/2" FEMALE	HNV112 NPT F 5	126	4.96	75	2.95	65	2.56
37.5	1-1/2"	F BSPP	ISO 1179-1	BSPP 1-1/2" FEMALE	HNV112 GAS F5V	126	4.96	75	2.95	65	2.56
37.5	1-1/2"	F BSPP	ISO 1179-1	BSPP 1-1/2" FEMALE	HNV112 GAS F 5	126	4.96	75	2.95	65	2.56





HNV brass

Size		Thread details			MALE								
mm	inch	Thread Type	Standard	Thread	Part Number	L (L1 + Thread)		D1		D3		HEX1	
						mm	inch	mm	inch	mm	inch	mm	inch
3.2	1/8"	F NPTF	ANSI B1.20.3	NPTF 1/8" FEMALE	HNV 18 NPT M 5V	31.5	1.24	18	0.71	10.8	0.43	16	0.63
3.2	1/8"	F NPTF	ANSI B1.20.3	NPTF 1/8" FEMALE	HNV 18 NPT M 5	31.5	1.24	18	0.71	10.8	0.43	16	0.63
3.2	1/8"	F BSPP	ISO 1179-1	BSPP 1/8" FEMALE	HNV 18 GAS M 5V	31.5	1.24	18	0.71	10.8	0.43	18	0.71
3.2	1/8"	F BSPP	ISO 1179-1	BSPP 1/8" FEMALE	HNV 18 GAS M 5	31.5	1.24	18	0.71	10.8	0.43	18	0.71
6.3	1/4"	F METRIC	ISO 9974-1	M12x1 FEMALE	HNV 14-1210 M5V	35	1.38	21	0.83	14.1	0.56	19	0.75
6.3	1/4"	F NPTF	ANSI B1.20.3	NPTF 1/4" FEMALE	HNV 14 NPT M 5V	35	1.38	21	0.83	14.1	0.56	19	0.75
6.3	1/4"	F NPTF	ANSI B1.20.3	NPTF 1/4" FEMALE	HNV 14 NPT M 5	35	1.38	21	0.83	14.1	0.56	19	0.75
6.3	1/4"	F BSPP	ISO 1179-1	BSPP 1/4" FEMALE	HNV 14 GAS M 5V	35	1.38	21	0.83	14.1	0.56	19	0.75
6.3	1/4"	F BSPP	ISO 1179-1	BSPP 1/4" FEMALE	HNV 14 GAS M 5	35	1.38	21	0.83	14.1	0.56	19	0.75
10	3/8"	F NPTF	ANSI B1.20.3	NPTF 3/8" FEMALE	HNV 38 NPT M 5V	39	1.54	24.5	0.96	19	0.75	22	0.87
10	3/8"	F NPTF	ANSI B1.20.3	NPTF 3/8" FEMALE	HNV 38 NPT M 5	39	1.54	24.5	0.96	19	0.75	22	0.87
10	3/8"	F BSPP	ISO 1179-1	BSPP 3/8" FEMALE	HNV 38 GAS M 5V	39	1.54	24.5	0.96	19	0.75	22	0.87
10	3/8"	F BSPP	ISO 1179-1	BSPP 3/8" FEMALE	HNV 38 GAS M 5	39	1.54	24.5	0.96	19	0.75	24	0.94
12.5	1/2"	F NPTF	ANSI B1.20.3	NPTF 1/2" FEMALE	HNV 12 NPT M 5V	44	1.73	30	1.18	23.5	0.93	27	1.06
12.5	1/2"	F NPTF	ANSI B1.20.3	NPTF 1/2" FEMALE	HNV 12 NPT M 5	44	1.73	30	1.18	23.5	0.93	27	1.06
12.5	1/2"	F BSPP	ISO 1179-1	BSPP 1/2" FEMALE	HNV 12 GAS M 5V	44	1.73	30	1.18	23.5	0.93	27	1.06
12.5	1/2"	F BSPP	ISO 1179-1	BSPP 1/2" FEMALE	HNV 12 GAS M 5	44	1.73	30	1.18	23.5	0.93	27	1.06
20	3/4"	F NPTF	ANSI B1.20.3	NPTF 3/4" FEMALE	HNV 34 NPT M 5V	55	2.17	38	1.5	31.5	1.24	34	1.34
20	3/4"	F NPTF	ANSI B1.20.3	NPTF 3/4" FEMALE	HNV 34 NPT M 5	55	2.17	38	1.5	31.5	1.24	34	1.34
20	3/4"	F BSPP	ISO 1179-1	BSPP 3/4" FEMALE	HNV 34 GAS M 5V	55	2.17	38	1.5	31.5	1.24	34	1.34
20	3/4"	F BSPP	ISO 1179-1	BSPP 3/4" FEMALE	HNV 34 GAS M 5	55	2.17	38	1.5	31.5	1.24	34	1.34
25	1"	F NPTF	ANSI B1.20.3	NPTF 1" FEMALE	HNV 1 NPT M 5V	66	2.6	45	1.77	37.8	1.49	41	1.61
25	1"	F BSPP	ISO 1179-1	BSPP 1" FEMALE	HNV 1 GAS M 5V	66	2.6	45	1.77	37.8	1.49	41	1.61
25	1"	F BSPP	ISO 1179-1	BSPP 1" FEMALE	HNV 1 GAS M 5	66	2.6	45	1.77	37.8	1.49	41	1.61
37.5	1-1/2"	F NPTF	ANSI B1.20.3	NPTF 1-1/2" FEMALE	HNV112 NPT M 5	123.5	4.86	70	2.76	44.5	1.75	65	2.56
37.5	1-1/2"	F BSPP	ISO 1179-1	BSPP 1-1/2" FEMALE	HNV112 GAS M 5V	123.5	4.86	70	2.76	44.5	1.75	65	2.56
37.5	1-1/2"	F BSPP	ISO 1179-1	BSPP 1-1/2" FEMALE	HNV112 GAS M 5	123.5	4.86	70	2.76	44.5	1.75	65	2.56

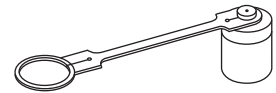
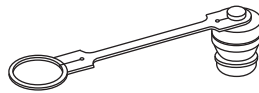


HNV brass Accessories and Spares



PVC dust protections

pag 45



Aluminium dust protections

pag 48



Seals Kits

pag 49



HNV stainless steel

Standard couplings for industrial applications, ISO 7241 part B interchange, stainless steel versions.

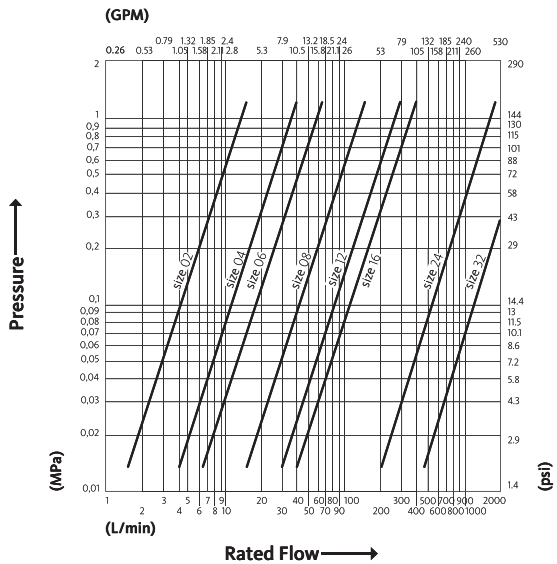
Standard couplings for industrial applications with stainless steel components (AISI 316) and Viton seals. ISO 7241 part B interchange.



Applications



Pressure Drop



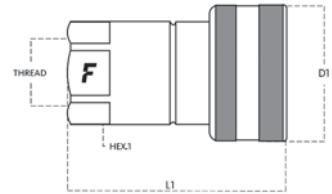
Test performed according to ISO 18869

Technical Specifications

dash	Size mm	inch	Working Pressure (MPa)	Flow Rate (l/min)	Spillage (ml)	Force to Connect (N)	Burst pressure (MPa)		
							Male	Female	Male + Female
04	6.3	1/4"	35	14	1	65	140	200	200
06	10	3/8"	27	27	1.5	85	110	110	160
08	12.5	1/2"	32	60	2.8	97	150	130	130
12	20	3/4"	25	110	10	120	100	100	165
16	25	1"	21	150	13	180	84	90	100
24	37.5	1-1/2"	14	750	80	185	56	56	60
32	50	2"	9	1600	160	160	38	40	45

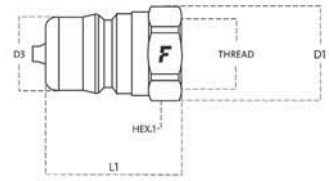
Material	Stainless Steel
Seals	VITON
Working temperatures	- 20 °C to + 200 °C
Surface treatment	
Series Interchange	ISO 7241 part B

Valve Type	Poppet
Connection	Sleeve Retraction
Disconnection	Sleeve Retraction
Connection Under Pressure	Not Allowed

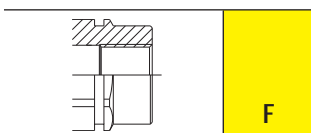


HNV stainless steel

Size		Thread details			FEMALE							
mm	inch	Thread Type	Standard	Thread	Part Number	L (L1 + Thread)		D1		HEX1		
						mm	inch	mm	inch	mm	inch	
6.3	1/4"	F NPTF	ANSI B1.20.3	NPTF 1/4" FEMALE	HNV 14 NPT F 2V	56	2.2	28	1.1	19	0.75	
6.3	1/4"	F BSPP	ISO 1179-1	BSPP 1/4" FEMALE	HNV 14 GAS F 2V	56	2.2	28	1.1	19	0.75	
10	3/8"	F NPTF	ANSI B1.20.3	NPTF 3/8" FEMALE	HNV 38 NPT F 2V	64	2.52	35	1.38	24	0.94	
10	3/8"	F BSPP	ISO 1179-1	BSPP 3/8" FEMALE	HNV 38 GAS F 2V	64	2.52	35	1.38	24	0.94	
12.5	1/2"	F BSPP	ISO 1179-1	BSPP 1/2" FEMALE	HNV 12 GAS F 2V	71.5	2.81	44	1.73	30	1.18	
12.5	1/2"	F NPTF	ANSI B1.20.3	NPTF 1/2" FEMALE	HNV 12 NPT F 2V	71.5	2.81	44	1.73	27	1.06	
20	3/4"	F BSPP	ISO 1179-1	BSPP 3/4" FEMALE	HNV 34 GAS F 2V	89	3.5	52	2.05	36	1.42	
20	3/4"	F NPTF	ANSI B1.20.3	NPTF 3/4" FEMALE	HNV 34 NPT F 2V	89	3.5	52	2.05	36	1.42	
25	1"	F BSPP	ISO 1179-1	BSPP 1" FEMALE	HNV 1 GAS F 2V	106.3	4.19	60	2.36	41	1.61	
25	1"	F NPTF	ANSI B1.20.3	NPTF 1" FEMALE	HNV 1 NPT F 2V	106	4.17	60	2.36	41	1.61	
37.5	1-1/2"	F NPTF	ANSI B1.20.3	NPTF 1-1/4" FEMALE	HNV112-114N F2V	126	4.96	75	2.95	65	2.56	
37.5	1-1/2"	F BSPP	ISO 1179-1	BSPP 1-1/4" FEMALE	HNV112-114G F2V	126	4.96	75	2.95	65	2.56	
37.5	1-1/2"	F NPTF	ANSI B1.20.3	NPTF 1-1/2" FEMALE	HNV112 NPT F 2V	126.3	4.97	75	2.95	65	2.56	
50	2"	F NPTF	ANSI B1.20.3	NPTF 2" FEMALE	HNV 2 NPT F 2V	142	5.59	105	4.13	89	3.5	
50	2"	F BSPP	ISO 1179-1	BSPP 2" FEMALE	HNV 2 GAS F 2V	142	5.59	105	4.13	89	3.5	



Size		Thread details			MALE								
mm	inch	Thread Type	Standard	Thread	Part Number	L (L1 + Thread)		D1		D3		HEX1	
						mm	inch	mm	inch	mm	inch	mm	inch
6.3	1/4"	F NPTF	ANSI B1.20.3	NPTF 1/4" FEMALE	HNV 14 NPT M 2V	35	1.38	21	0.83	14.1	0.56	19	0.75
6.3	1/4"	F BSPP	ISO 1179-1	BSPP 1/4" FEMALE	HNV 14 GAS M 2V	35	1.38	21	0.83	14.1	0.56	19	0.75
10	3/8"	F NPTF	ANSI B1.20.3	NPTF 3/8" FEMALE	HNV 38 NPT M 2V	39	1.54	24.5	0.96	19	0.75	22	0.87
10	3/8"	F BSPP	ISO 1179-1	BSPP 3/8" FEMALE	HNV 38 GAS M 2V	39	1.54	24.5	0.96	19	0.75	22	0.87
12.5	1/2"	F NPTF	ANSI B1.20.3	NPTF 1/2" FEMALE	HNV 12 NPT M 2V	44	1.73	30	1.18	23.5	0.93	27	1.06
12.5	1/2"	F BSPP	ISO 1179-1	BSPP 1/2" FEMALE	HNV 12 GAS M 2V	44	1.73	30	1.18	23.5	0.93	27	1.06
20	3/4"	F NPTF	ANSI B1.20.3	NPTF 3/4" FEMALE	HNV 34 NPT M 2V	55	2.17	38	1.5	31.5	1.24	34	1.34
20	3/4"	F BSPP	ISO 1179-1	BSPP 3/4" FEMALE	HNV 34 GAS M 2V	55	2.17	38	1.5	31.5	1.24	34	1.34
25	1"	F NPTF	ANSI B1.20.3	NPTF 1" FEMALE	HNV 1 NPT M 2V	66	2.6	45	1.77	37.8	1.49	41	1.61
25	1"	F BSPP	ISO 1179-1	BSPP 1" FEMALE	HNV 1 GAS M 2V	66	2.6	45	1.77	37.8	1.49	41	1.61
37.5	1-1/2"	F NPTF	ANSI B1.20.3	NPTF 1-1/4" FEMALE	HNV112-114N M2V	126	4.96	70	2.76	44.5	1.75	65	2.56
37.5	1-1/2"	F BSPP	ISO 1179-1	BSPP 1-1/4" FEMALE	HNV112-114G M2V	126	4.96	70	2.76	44.5	1.75	65	2.56
37.5	1-1/2"	F NPTF	ANSI B1.20.3	NPTF 1-1/2" FEMALE	HNV112 NPT M 2V	125	4.92	71	2.8	44.5	1.75	65	2.56
50	2"	F NPTF	ANSI B1.20.3	NPTF 2" FEMALE	HNV 2 NPT M 2V	142	5.59	97	3.82	63.2	2.49	89	3.5
50	2"	F BSPP	ISO 1179-1	BSPP 2" FEMALE	HNV 2 GAS M 2V	142	5.59	97	3.82	63.2	2.49	89	3.5

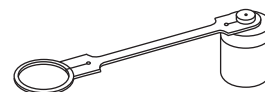
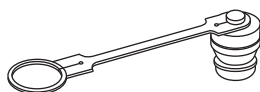


HNV stainless steel Accessories and Spares



PVC dust protections

pag 45



Aluminium dust protections

pag 48



Seals Kits

pag 49

HNVN



Standard couplings for industrial applications, Japanese market interchange.

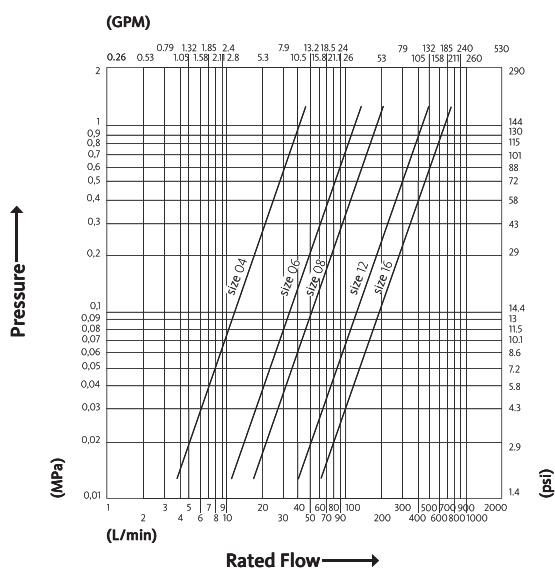
Standard couplings for industrial applications, interchangeable for Japanese market.



Applications



Pressure Drop



Test performed according to ISO 18869

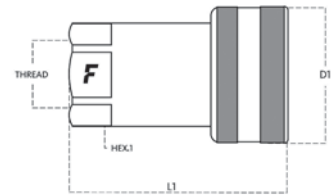
Technical Specifications

dash	Size mm	inch	Working Pressure (MPa)	Flow Rate (l/min)	Spillage (ml)	Force to Connect (N)	Burst pressure (MPa)		
							Male	Female	Male + Female
04	6.3	1/4"	45	17	1	65	180	200	180
06	10	3/8"	30	50	1.5	85	130	120	180
08	12.5	1/2"	35	75	2.8	97	140	140	150

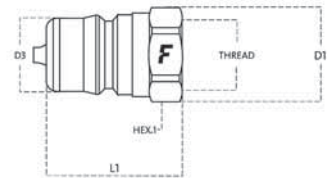
Material	Steel
Seals	NBR
Working temperatures	- 25 °C to + 125 °C
Surface treatment	MATE 500 (CrIII)
Series Interchange	MARKET

Valve Type	Poppet
Connection	Sleeve Retraction
Disconnection	Sleeve Retraction
Connection Under Pressure	Not Allowed

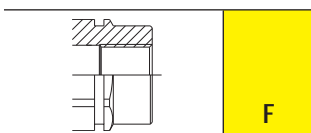
HNVN



Size		Thread details			FEMALE							
mm	inch	Thread Type	Standard	Thread	Part Number	L (L1 + Thread)		D1		HEX1		
						mm	inch	mm	inch	mm	inch	
6.3	1/4"	F JPT	UNI EN 10226-2	RC 1/4 FEMALE (JPT)	HNVN 14 JPT F	51	2.01	28.2	1.11	19	0.75	
6.3	1/4"	F BSPP	ISO 1179-1	BSPP 1/4" FEMALE	HNVN 14 GAS F	51	2.01	28.2	1.11	19	0.75	
10	3/8"	F BSPP	ISO 1179-1	BSPP 3/8" FEMALE	HNVN 38 GAS F	64	2.52	35	1.38	24	0.94	
12.5	1/2"	F JPT	UNI EN 10226-2	RC 1/2 FEMALE (JPT)	HNVN 12 JPT F	71	2.8	44	1.73	30	1.18	
12.5	1/2"	F BSPP	ISO 1179-1	BSPP 3/4" FEMALE	HNVN 12 GAS F	71	2.8	44	1.73	30	1.18	



Size		Thread details			MALE								
mm	inch	Thread Type	Standard	Thread	Part Number	L (L1 + Thread)		D1		D3		HEX1	
						mm	inch	mm	inch	mm	inch	mm	inch
6.3	1/4"	F JPT	UNI EN 10226-2	RC 1/4 FEMALE (JPT)	HNVN 14 JPT M	33	1.3	21	0.83	14.2	0.56	19	0.75
6.3	1/4"	F BSPP	ISO 1179-1	BSPP 1/4" FEMALE	HNVN 14 GAS M	33	1.3	21	0.83	14.2	0.56	19	0.75
10	3/8"	F BSPP	ISO 1179-1	BSPP 3/8" FEMALE	HNVN 38 GAS M	39	1.54	24.5	0.96	18.2	0.72	22	0.87
12.5	1/2"	F JPT	UNI EN 10226-2	RC 1/2 FEMALE (JPT)	HNVN 12 JPT M	44	1.73	30	1.18	24.3	0.96	27	1.06
12.5	1/2"	F BSPP	ISO 1179-1	BSPP 3/4" FEMALE	HNVN 12 GAS M	44	1.73	30	1.18	24.3	0.96	27	1.06



TNV

Standard couplings, US interchange.

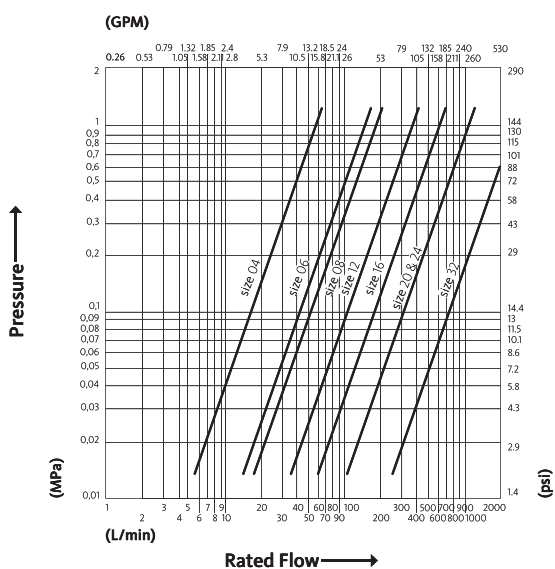
TNV series couplings are commonly used in US market as an alternative to standard series. Their valves have been designed to help flow and to allow connection with TNL parts (free flow) same series.



Applications



Pressure Drop



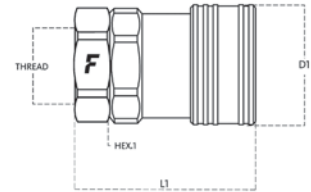
Test performed according to ISO 18869

Technical Specifications

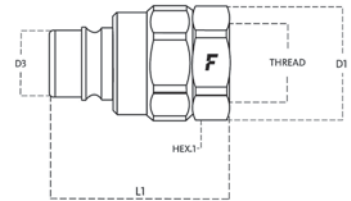
dash	Size mm	inch	Working Pressure (MPa)	Flow Rate (l/min)	Spillage (ml)	Force to Connect (N)	Burst pressure (MPa)		
							Male	Female	Male + Female
04	6.3	1/4"	27	22	2	60	160	110	110
06	10	3/8"	30	65	3	60	180	120	160
08	12.5	1/2"	22	75	4	92	90	88	88
12	20	3/4"	19	170	14	110	76	76	76
16	25	1"	15	280	20	100	60	60	60
20	31.5	1-1/4"	10	450	45	110	50	50	40
24	37.5	1-1/2"	11	450	80	150	45	45	45

Material	Steel
Seals	NBR
Working temperatures	- 25 °C to + 125 °C
Surface treatment	MATE 500 (CrIII)
Series Interchange	MARKET

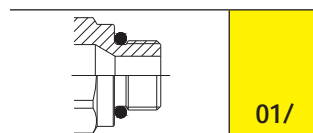
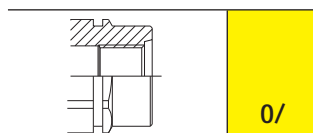
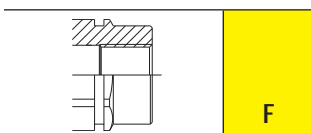
Valve Type	Poppet
Connection	Sleeve Retraction
Disconnection	Sleeve Retraction
Connection Under Pressure	Not Allowed



Size		Thread details			FEMALE						
mm	inch	Thread Type	Standard	Thread	Part Number	L (L1 + Thread)		D1		HEX1	
						mm	inch	mm	inch	mm	inch
6.3	1/4"	F NPTF	ANSI B1.20.3	NPTF 1/4" FEMALE	TNV 04 NPT F	50	1.97	24	0.94	22	0.87
10	3/8"	F NPTF	ANSI B1.20.3	NPTF 3/8" FEMALE	TNV 06 NPT F	57	2.24	27	1.06	24	0.94
12.5	1/2"	F NPTF	ANSI B1.20.3	NPTF 1/2" FEMALE	TNV 08 NPT F	65	2.56	34	1.34	30	1.18
20	3/4"	O/ BSPP	BS 5380	BSPP 3/4 FEMALE ORB	TNV120/34GAS F	85.5	3.37	42	1.65	34	1.34
20	3/4"	O/ SAE	ISO 11926-1	1-1/16"-12 UN FEMALE ORB	TNV120/1116UN F	85.5	3.37	42	1.65	34	1.34
20	3/4"	F NPTF	ANSI B1.20.3	NPTF 3/4" FEMALE	TNV 12 NPT F	64	2.52	42	1.65	36	1.42
25	1"	O/ BSPP	BS 5380	BSPP 1 FEMALE ORB	TNV160/1GAS F	71	2.80	50.5	1.99	46	1.81
25	1"	F NPTF	ANSI B1.20.3	NPTF 1" FEMALE	TNV 16 NPT F	71	2.80	50.5	1.99	46	1.81
31.5	1-1/4"	F NPTF	ANSI B1.20.3	NPTF 1-1/4" FEMALE	TNV 20 NPT F	97	3.82	56	2.20	50	1.97
37.5	1-1/2"	F NPTF	ANSI B1.20.3	NPTF 1-1/2" FEMALE	TNV 24 NPT F	91	3.58	70	2.76	65	2.56



Size		Thread details			MALE								
mm	inch	Thread Type	Standard	Thread	Part Number	L (L1 + Thread)		D1		D3		HEX1	
						mm	inch	mm	inch	mm	inch	mm	inch
6.3	1/4"	F NPTF	ANSI B1.20.3	NPTF 1/4" FEMALE	TNV 04 NPT M	49	1.93	24	0.94	10.8	0.43	21	0.83
10	3/8"	F NPTF	ANSI B1.20.3	NPTF 3/8" FEMALE	TNV 06 NPT M	57	2.24	27	1.06	12.9	0.51	24	0.94
12.5	1/2"	F NPTF	ANSI B1.20.3	NPTF 1/2" FEMALE	TNV 08 NPT M	63	2.48	34	1.34	16	0.63	30	1.18
20	3/4"	O1/ SAE	ISO 6149-2	1-1/16"-12 UN MALE JIC	TNV121/1116UN M	85.5	3.37	40	1.57	23.3	0.92	36	1.42
20	3/4"	O/ BSPP	BS 5380	BSPP 3/4 FEMALE ORB	TNV120/34GAS M	64	2.52	40	1.57	23.3	0.92	36	1.42
20	3/4"	O/ SAE	ISO 11926-1	1-1/16"-12 UN FEMALE ORB	TNV120/1116UN M	64	2.52	40	1.57	23.3	0.92	36	1.42
20	3/4"	F NPTF	ANSI B1.20.3	NPTF 3/4" FEMALE	TNV 12 NPT M	63.5	2.50	40	1.57	23.3	0.92	36	1.42
25	1"	O/ BSPP	BS 5380	BSPP 1 FEMALE ORB	TNV160/1GAS M	68	2.68	50.5	1.99	29.7	1.17	46	1.81
25	1"	F NPTF	ANSI B1.20.3	NPTF 1" FEMALE	TNV 16 NPT M	68	2.68	50.5	1.99	29.7	1.17	46	1.81
31.5	1-1/4"	F NPTF	ANSI B1.20.3	NPTF 1-1/4" FEMALE	TNV 20 NPT M	91	3.58	56	2.20	36.1	1.42	50	1.97
37.5	1-1/2"	F NPTF	ANSI B1.20.3	NPTF 1-1/2" FEMALE	TNV 24 NPT M	85	3.35	70	2.76	43.5	1.71	65	2.56



TNV Accessories and Spares



PVC dust protections

pag 45



Seals Kits

pag 49

TNL



Standard couplings, US interchange, free flow.

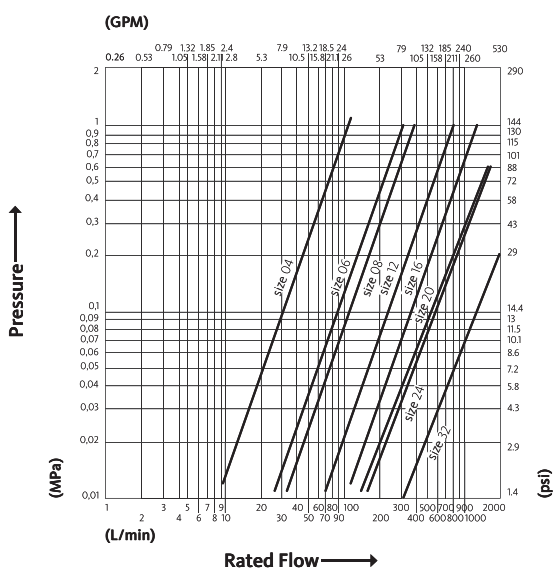
TNL series couplings are commonly used in US market as an alternative to standard series. Assembled without internal valves they have been designed to maximize flow. Fully interchangeable with TNV version.



Applications



Pressure Drop



Test performed according to ISO 18869

Technical Specifications

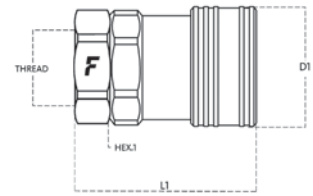
dash	Size mm	inch	Working Pressure (MPa)	Flow Rate (l/min)	Spillage (ml)	Force to Connect (N)	Burst pressure (MPa)		
							Male	Female	Male + Female
04	6.3	1/4"	27	22	0	60		110	
08	12.5	1/2"	22	75	0	92		88	
12	20	3/4"	19	170	0	110		76	

Material	Steel
Seals	NBR; VITON*
Working temperatures	- 25 °C to + 125 °C
Surface treatment	MATE 500 (CrIII)
Series Interchange	MARKET

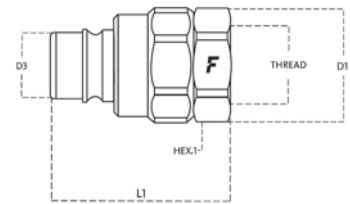
Valve Type	None
Connection	Sleeve Retraction
Disconnection	Sleeve Retraction
Connection Under Pressure	Not Allowed

* Working temperatures: - 20 °C to + 200 °C.

TNL



Size		Thread details			FEMALE						
mm	inch	Thread Type	Standard	Thread	Part Number	L (L1 + Thread)		D1		HEX1	
						mm	inch	mm	inch	mm	inch
6.3	1/4"	F NPTF	ANSI B1.20.3	NPTF 1/4" FEMALE	TNL 04 NPT F	50	1.97	24	0.94	22	0.87
12.5	1/2"	F NPTF	ANSI B1.20.3	NPTF 1/2" FEMALE	TNL 08 NPT F	40	1.57	29.6	1.17	27	1.06
12.5	1/2"	F BSPP	ISO 1179-1	BSPP 1/2" FEMALE	TNL 08 GAS F	40	1.57	29.6	1.17	27	1.06
20	3/4"	F NPTF	ANSI B1.20.3	NPTF 3/4" FEMALE	TNL 12 NPT F V	42	1.65	38	1.50	34	1.34
20	3/4"	F NPTF	ANSI B1.20.3	NPTF 3/4" FEMALE	TNL 12 NPT F	42	1.65	38	1.50	34	1.34



Size		Thread details			MALE								
mm	inch	Thread Type	Standard	Thread	Part Number	L (L1 + Thread)		D1		D3		HEX1	
						mm	inch	mm	inch	mm	inch	mm	inch
6.3	1/4"	F NPTF	ANSI B1.20.3	NPTF 1/4" FEMALE	TNL 04 NPT M	49	1.93	24	0.94	10.8	0.43	22	0.87
10	3/8"	F NPTF	ANSI B1.20.3	NPTF 3/8" FEMALE	TNL 06 NPT M	57	2.24	27	1.06	12.9	0.51	30	1.18
12.5	1/2"	F BSPP	ISO 1179-1	BSPP 1/2" FEMALE	TNL 08 GAS M	63	2.48	34	1.34	16	0.63	30	1.18
20	3/4"	F NPTF	ANSI B1.20.3	NPTF 3/4" FEMALE	TNL 12 NPT M	64	2.52	42	1.65	23.3	0.92	36	1.42

TNL Accessories and Spares

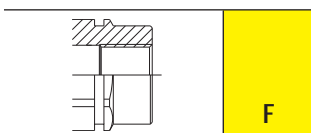


PVC dust protections

pag 45

Aluminium dust protections

pag 48





TNL brass

Standard couplings, US interchange, free flow, brass versions.

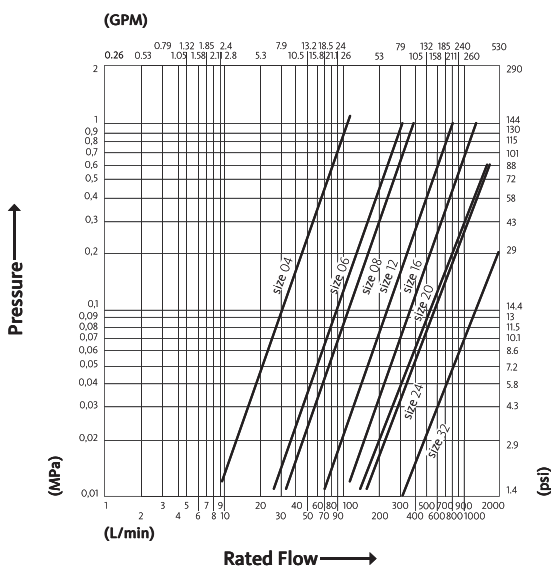
TNL series couplings are commonly used in US market as an alternative to standard series. Assembled without internal valves they have been designed to maximize flow. Fully interchangeable with TNV versions. Brass construction.



Applications



Pressure Drop



Test performed according to ISO 18869

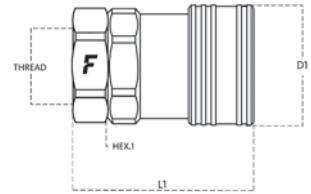
Technical Specifications

dash	Size		Working Pressure (MPa)	Flow Rate (l/min)	Spillage (ml)	Force to Connect (N)	Burst pressure (MPa)		
	mm	inch					Male	Female	Male + Female
16	25	1"	7.5	280	0	100			30
24	37.5	1-1/2"	5.5	450	0	150			22

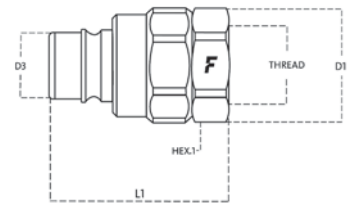
Material	Brass
Seals	NBR
Working temperatures	- 25 °C to + 125 °C
Surface treatment	
Series Interchange	MARKET

Valve Type	None
Connection	Sleeve Retraction
Disconnection	Sleeve Retraction
Connection Under Pressure	Not Allowed

TNL brass



Size		Thread details			FEMALE						
mm	inch	Thread Type	Standard	Thread	Part Number	L (L1 + Thread)		D1		HEX1	
						mm	inch	mm	inch	mm	inch
25	1"	F NPTF	ANSI B1.20.3	NPTF 1" FEMALE	TNL 16 NPT F 5	51	2.01	52.5	2.07	48	1.89
37.5	1-1/2"	F BSPP	ISO 1179-1	BSPP 1-1/2" FEMALE	TNL 24 GAS F 5	91	3.58	70	2.76	65	2.56



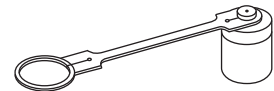
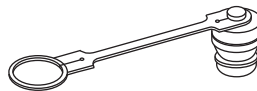
Size		Thread details			MALE								
mm	inch	Thread Type	Standard	Thread	Part Number	L (L1 + Thread)		D1		D3		HEX1	
						mm	inch	mm	inch	mm	inch	mm	inch
25	1"	F NPTF	ANSI B1.20.3	NPTF 1" FEMALE	TNL 16 NPT M 5	68	2.68	50.5	1.99	29.7	1.17	46	1.81
37.5	1-1/2"	F BSPP	ISO 1179-1	BSPP 1-1/2" FEMALE	TNL 24 GAS M 5	85	3.35	70	2.76	43.5	1.71	65	2.56

TNL brass Accessories and Spares



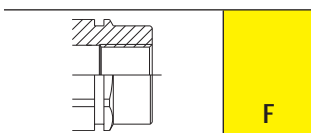
PVC dust protections

pag 45




Aluminium dust protections

pag 48



Sleeve Retraction - Accessories



PVC dust protections	pag 45
Aluminium dust protections	pag 48
Seal Kits	pag 49

PVC dust protections



Dust protections for female couplings

Size			Details		
dash	mm	inch	Part number	Colour	Available for Series
02	3.2	1/8"	TMH 18	●	HNV - HNV brass - TNV
04	6.3	1/4"	TM 14	●	NV - NS
04	6.3	1/4"	TM 14 A	●	
04	6.3	1/4"	TM 14 G	●	
04	6.3	1/4"	TM 14 GR	●	
04	6.3	1/4"	TM 14 N	●	
04	6.3	1/4"	TM 14 R	●	
04	6.3	1/4"	TM 14 V	●	
04	6.3	1/4"	TMH 14	●	
04	6.3	1/4"	TMH 14 N	●	
06	10	3/8"	TM 38	●	NV - NS
06	10	3/8"	TM 38 R	●	
06	10	3/8"	TM 38 G	●	
06	10	3/8"	TM 38 V	●	
06	10	3/8"	TMA 38	●	TNV - TNL
06	10	3/8"	TMA 38 A	●	
06	10	3/8"	TMA 38 B	●	
06	10	3/8"	TMA 38 G	●	
06	10	3/8"	TMA 38 N	●	
06	10	3/8"	TMA 38 R	●	
06	10	3/8"	TMA 38 V	●	
06	10	3/8"	TMH 38	●	
06	10	3/8"	TMH 38 A	●	
06	10	3/8"	TMH 38 B	●	
06	10	3/8"	TMH 38 G	●	
06	10	3/8"	TMH 38 N	●	
06	10	3/8"	TMH 38 V	●	
08	12.5	1/2"	TM 12 L	●	NV - NS NL - SV
08	12.5	1/2"	TM 12 L/A	●	
08	12.5	1/2"	TM 12 L/G	●	
08	12.5	1/2"	TM 12 L/M	●	
08	12.5	1/2"	TM 12 L/N	●	
08	12.5	1/2"	TM 12 L/R	●	
08	12.5	1/2"	TM 12 L/V	●	HNV - HNV brass - HNV stainless steel - TNL - TNV
08	12.5	1/2"	TMH 12	●	
12	20	3/4"	TM 34	●	NV - NS - NL
12	20	3/4"	TM 34 R	●	

PVC dust protections



Dust protections for female couplings

Size			Details		
dash	mm	inch	Part number	Colour	Available for Series
12	20	3/4"	TMH 34	●	HNV - HNV brass - HNV stainless steel - TNL - TNV
12	20	3/4"	TMH 34 N	●	
16	25	1"	TM 1	●	NV - NS
16	25	1"	TM 1 R	●	NV - NS
16	25	1"	TMH 1	●	HNV - HNV brass - HNV stainless steel - TNL brass - TNV



Dust protections for female couplings

Size			Details		
dash	mm	inch	Part number	Colour	Available for Series
08	12.5	1/2"	TM 12-38 G	●	NV - NS NL - SV
08	12.5	1/2"	TM 12-38 GR	●	
08	12.5	1/2"	TM 12-38 M	●	
08	12.5	1/2"	TM 12-38 N	●	
08	12.5	1/2"	TM 12-38 R	●	
08	12.5	1/2"	TM 12-38	●	
08	12.5	1/2"	TM 12-38 C	●	
08	12.5	1/2"	TM 12-38 V	●	

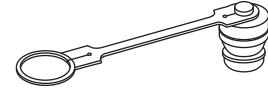
PVC dust protections



Dust protections for male couplings

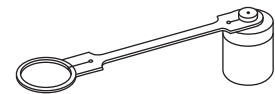
Size			Details		
dash	mm	inch	Part number	Colour	Available for Series
02	3.2	1/8"	TFH 18	●	HNH - HNV brass
04	6.3	1/4"	TF 14	●	NS - NV
04	6.3	1/4"	TF 14 G	●	
04	6.3	1/4"	TF 14 N	●	
04	6.3	1/4"	TF 14 R	●	
04	6.3	1/4"	TF 14 V	●	
04	6.3	1/4"	TFA 14	●	
04	6.3	1/4"	TFA 14 V	●	
04	6.3	1/4"	TFA 14 N	●	
04	6.3	1/4"	TFH 14	●	HNH - HNV brass - HNV stainless steel - TNV
04	6.3	1/4"	TFH 14 N	●	
06	10	3/8"	TF 38	●	NS - NV
06	10	3/8"	TF 38 R	●	
06	10	3/8"	TF 38 G	●	
06	10	3/8"	TF 38 V	●	
06	10	3/8"	TFA 38	●	TNL - TNV
06	10	3/8"	TFA 38 A	●	
06	10	3/8"	TFA 38 B	●	
06	10	3/8"	TFA 38 N	●	
06	10	3/8"	TFA 38 R	●	
06	10	3/8"	TFA 38 V	●	
06	10	3/8"	TFH 38	●	HNH - HNV brass - HNV stainless steel - TNL - TNV
06	10	3/8"	TFH 38 A	●	
06	10	3/8"	TFH 38 B	●	
06	10	3/8"	TFH 38 G	●	
06	10	3/8"	TFH 38 N	●	
06	10	3/8"	TFH 38 V	●	
08	12.5	1/2"	TF 12	●	NL - NS - NV
08	12.5	1/2"	TF 12 A	●	
08	12.5	1/2"	TF 12 G	●	
08	12.5	1/2"	TF 12 GR	●	
08	12.5	1/2"	TF 12 M	●	
08	12.5	1/2"	TF 12 N	●	
08	12.5	1/2"	TF 12 R	●	
08	12.5	1/2"	TF 12 V	●	
08	12.5	1/2"	TFH 12	●	HNH - HNV brass - HNV stainless steel - TNL - TNV
12	20	3/4"	TF 34	●	NL - NS - NV
12	20	3/4"	TF 34 A	●	HNH - HNV brass - HNV stainless steel - TNL - TNV
12	20	3/4"	TFH 34	●	
12	20	3/4"	TFH 34 N	●	
16	25	1"	TF 1	●	NS - NV
16	25	1"	TFH 1	●	HNH - HNV brass - HNV stainless steel - TNL brass

Aluminium dust protections



Dust protections for female couplings

Size			Details		
dash	mm	inch	Part number	Colour	Available for Series
02	3.2	1/8"	TMH 18 S	○	HNV - HNV brass
04	6.3	1/4"	TM 14 S	○	NS - NV
04	6.3	1/4"	TMH 14 S	○	HNV - HNV brass - HNV stainless steel - TNL
06	10	3/8"	TMH 38 S	○	HNV
08	12.5	1/2"	TM 12 S	○	NL - NS - NV - PS - SV
12	20	3/4"	TM 34 S	○	NL - NS - NV
16	25	1"	TM 1 S	○	NS - NV
20	31.5	1-1/4"	TM114 S	○	NV
24	37.5	1-1/2"	TM112 S	○	
24	37.5	1-1/2"	TMH112 S	○	HNV - HNV brass - HNV stainless steel - TNL brass
32	50	2"	TM 2 S	○	NV
32	50	2"	TMH 2 S	○	HNV - HNV stainless steel



Dust protections for male couplings

Size			Details		
dash	mm	inch	Part number	Colour	Available for Series
02	3.2	1/8"	TFH 18 S	○	HNV - HNV brass
04	6.3	1/4"	TF 14 S	○	NS - NV
04	6.3	1/4"	TFH 14 S	○	HNV - HNV brass - HNV stainless steel
08	12.5	1/2"	TF 12 S	○	NL - NS - NV
12	20	3/4"	TF 34 S	○	
16	25	1"	TF 1 S	○	NS - NV
20	31.5	1-1/4"	TF114 S	○	NV
24	37.5	1-1/2"	TF112 S	○	
24	37.5	1-1/2"	TFH112 S	○	HNV - HNV brass - HNV stainless steel - TNL brass
32	50	2"	TF 2 S	○	NV
32	50	2"	TFH 2 S	○	HNV - HNV stainless steel

Seals Kits



Size			Details		
dash	mm	inch	Part number	Material	Available for Series
02	3.2	1/8"	SK HNV 18	NBR - PTFE	HNV - HNV brass
02	3.2	1/8"	SK HNV 18 V	FKM - PTFE	HNV - HNV brass
04	6.3	1/4"	SK TNV 04	NBR - PTFE	TNV
04	6.3	1/4"	SK NV 14	NBR - PTFE	NS - NV
04	6.3	1/4"	SK HNV 14	NBR - PTFE	HNV - HNV brass
04	6.3	1/4"	SK HNV 14 V	FKM - PTFE	HNV - HNV brass - HNV stainless steel
06	10	3/8"	SK TNV 06	NBR - PTFE	TNV
06	10	3/8"	SK NV 38	NBR - PTFE	NS - NV
06	10	3/8"	SK HNV 38	NBR - PTFE	HNV - HNV brass
06	10	3/8"	SK HNV 38 V	FKM - PTFE	HNV - HNV brass - HNV stainless steel
08	12.5	1/2"	SK TNV 12	NBR - PTFE	TNV
08	12.5	1/2"	SK TNV 08	NBR - PTFE	
08	12.5	1/2"	SK HNV 12	NBR - PTFE	HNV - HNV brass
08	12.5	1/2"	SK HNV 12 V	NBR - PTFE	HNV - HNV brass - HNV stainless steel
08	12.5	1/2"	SK NV 12	NBR - PTFE	NL - NS - NV - SV
12	20	3/4"	SK NV 34	NBR - PTFE	NL - NS - NV
12	20	3/4"	SK HNV 34	NBR - PTFE	HNV - HNV brass
12	20	3/4"	SK HNV 34 V	FKM - PTFE	HNV - HNV brass - HNV stainless steel
16	25	1"	SK TNV 16	NBR - PTFE	TNV
16	25	1"	SK NV 1	NBR - PTFE	NS - NV
16	25	1"	SK HNV 1	NBR - PTFE	HNV - HNV brass
16	25	1"	SK HNV 1 V	FKM - PTFE	HNV - HNV brass - HNV stainless steel
20	31.5	1-1/4"	SK TNV 20	NBR - PTFE	TNV
20	31.5	1-1/4"	SK NV 114	NBR	NV
24	37.5	1-1/2"	SK TNV 24	NBR - PTFE	TNV
24	37.5	1-1/2"	SK NV 112	NBR	NV
24	37.5	1-1/2"	SK HNV 112	NBR	HNV - HNV brass
24	37.5	1-1/2"	SK HNV 112 V	FKM	HNV - HNV brass - HNV stainless steel
32	50	2"	SK TNV 32	NBR	TNV
32	50	2"	SK NV 2	NBR	NV
32	50	2"	SK HNV 2	NBR	HNV
32	50	2"	SK HNV 2 V	FKM	HNV - HNV brass - HNV stainless steel

Agriculture



ANV	pag 51
AGRI	pag 55
PV	pag 57
PS	pag 59
CPV	pag 61
CFPV	pag 65
CNV	pag 69
2NV	pag 73
2NS	pag 75
3CNV	pag 77
3NV	pag 79
3CPV	pag 81
3CFPV	pag 83
3CFHF	pag 87

3CKHF	pag 91
4PV	pag 95
4CPV	pag 97
4NV	pag 99
4SRPV	pag 103
4SRHF	pag 107
4SKHF	pag 111
6DNPV	pag 115
VA	pag 117
VF	pag 119
5FPI	pag 123
FPI	pag 125
Agriculture - Accessories	pag 128



ANV

Standard couplings for agriculture, ISO 7241 part A interchange.

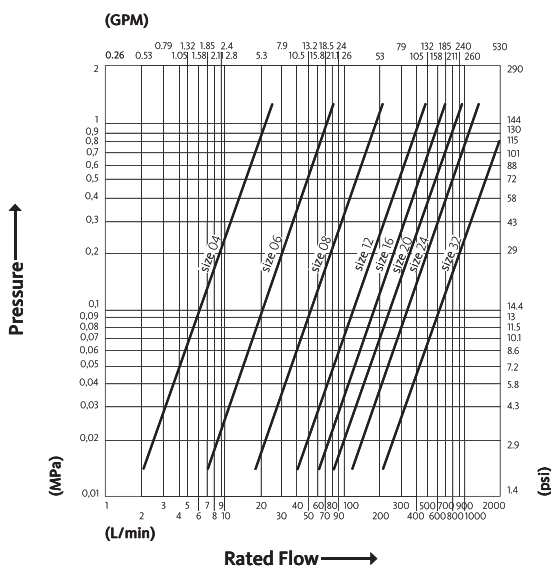
Standard couplings for agriculture applications. Complete range of sizes from 1/4" to 2" (with BSP, NPT or SAE female threads available). ISO 7241 part A interchange.



Applications



Pressure Drop



Test performed according to ISO 18869

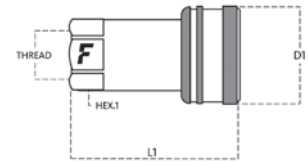
Technical Specifications

dash	Size		Working Pressure (MPa)	Flow Rate (l/min)	Spillage (ml)	Force to Connect (N)	Burst pressure (MPa)		
	mm	inch					Male	Female	Male + Female
04	6.3	1/4"	50	8	0.5	45	200	200	200
06	10	3/8"	30	30	1.1	80	120	140	160
08	12.5	1/2"	30	75	1.8	80	120	120	130
12	20	3/4"	30	180	8	150	120	120	120
16	25	1"	25	270	10	150	100	100	100
20	31.5	1-1/4"	25	330	20	170	100	100	100
24	37.5	1-1/2"	20	450	32	255	80	80	80
32	50	2"	15	900	85	440	60	60	60

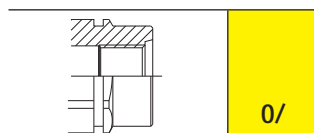
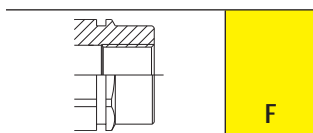
Material	Steel
Seals	NBR
Working temperatures	- 25 °C to + 125 °C
Surface treatment	MATE 500 (CrIII)
Series Interchange	ISO 7241 part A

Valve Type	Poppet
Connection	Sleeve Retraction
Disconnection	Sleeve Retraction
Connection Under Pressure	Not Allowed

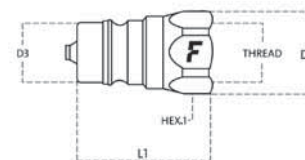
ANV



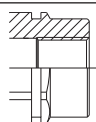
Size		Thread details			FEMALE						
mm	inch	Thread Type	Standard	Thread	Part Number	L (L1 + Thread)		D1		HEX1	
						mm	inch	mm	inch	mm	inch
6.3	1/4"	O/ METRIC	ISO 6149-1	M14x1.5 FEMALE ORB	ANV0/1415 F	47.7	1.88	25	0.98	19	0.75
6.3	1/4"	F NPTF	ANSI B1.20.3	NPTF 1/4" FEMALE	ANV 14 NPT F	48	1.89	25	0.98	19	0.75
6.3	1/4"	F JPT	UNI EN 10226-2	RC 1/4 FEMALE (JPT)	ANV 14 JPT F	47.2	1.86	25	0.98	19	0.75
6.3	1/4"	F BSPP	ISO 1179-1	BSPP 1/4" FEMALE	ANV 14 GAS F	47.2	1.86	25	0.98	19	0.75
10	3/8"	F METRIC	ISO 9974-1	M18x1.5 FEMALE	ANV 1815 F	57	2.24	32	1.26	22	0.87
10	3/8"	F NPTF	ANSI B1.20.3	NPTF 3/8" FEMALE	ANV 38 NPT F	57	2.24	32	1.26	22	0.87
10	3/8"	F JPT	UNI EN 10226-2	RC 3/8 FEMALE (JPT)	ANV 38 JPT F	57.2	2.25	32	1.26	22	0.87
10	3/8"	F BSPP	ISO 1179-1	BSPP 3/8" FEMALE	ANV 38 GAS F	57	2.24	32	1.26	22	0.87
20	3/4"	O/ SAE	ISO 11926-1	1-1/16"-12 UN FEMALE ORB	ANV 34-34SAE F	82.5	3.25	48	1.89	34	1.34
20	3/4"	F NPTF	ANSI B1.20.3	NPTF 3/4" FEMALE	ANV 34 NPT F	82.5	3.25	48	1.89	34	1.34
20	3/4"	F JPT	UNI EN 10226-2	RC 3/4 FEMALE (JPT)	ANV 34 JPT F	82.5	3.25	48	1.89	34	1.34
20	3/4"	F BSPP	ISO 1179-1	BSPP 3/4" FEMALE	ANV 34 GAS F	82.5	3.25	48	1.89	34	1.34
25	1"	O/ SAE	ISO 11926-1	1-5/16"-12 UN FEMALE ORB	ANV 1-1 SAE F	100	3.94	56	2.2	41	1.61
25	1"	F JPT	UNI EN 10226-2	RC 1 FEMALE (JPT)	ANV 1 JPT F	100	3.94	56	2.2	41	1.61
25	1"	F NPTF	ANSI B1.20.3	NPTF 1" FEMALE	ANV 1 NPT F	100	3.94	56	2.2	41	1.61
25	1"	F BSPP	ISO 1179-1	BSPP 1" FEMALE	ANV 1 GAS F	100	3.94	56	2.2	41	1.61
31.5	1-1/4"	F NPTF	ANSI B1.20.3	NPTF 1-1/4" FEMALE	ANV114 NPT F	116	4.57	70	2.76	50	1.97
31.5	1-1/4"	F BSPP	ISO 1179-1	BSPP 1-1/4" FEMALE	ANV114 GAS F	116	4.57	70	2.76	50	1.97
37.5	1-1/2"	F BSPP	ISO 1179-1	BSPP 1-1/2" FEMALE	ANV112 GAS F	132.5	5.22	84	3.31	60	2.36
50	2"	F NPTF	ANSI B1.20.3	NPTF 2" FEMALE	ANV 2 NPT F	161	6.34	100	3.94	75	2.95
50	2"	F BSPP	ISO 1179-1	BSPP 2" FEMALE	ANV 2 GAS F	161	6.34	100	3.94	75	2.95



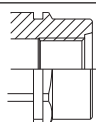
ANV



Size		Thread details			MALE									
mm	inch	Thread Type	Standard	Thread	Part Number	L (L1 + Thread)		D1		D3		HEX1		
						mm	inch	mm	inch	mm	inch	mm	inch	
6.3	1/4"	O/ METRIC	ISO 6149-1	M14x1.5 FEMALE ORB	ANV0/1415 M	39	1.54	21	0.83	11.8	0.46	19	0.75	
6.3	1/4"	O/ SAE	ISO 11926-1	9/16"-18 UNF FEMALE ORB	ANV 14-38SAE M	40.2	1.58	21	0.83	11.8	0.46	19	0.75	
6.3	1/4"	F NPTF	ANSI B1.20.3	NPTF 1/4" FEMALE	ANV 14 NPT M	38.6	1.52	21	0.83	11.8	0.46	19	0.75	
6.3	1/4"	F JPT	UNI EN 10226-2	RC 1/4 FEMALE (JPT)	ANV 14 JPT M	38.6	1.52	21	0.83	11.8	0.46	19	0.75	
6.3	1/4"	F BSPP	ISO 1179-1	BSPP 1/4" FEMALE	ANV 14 GAS M	38.6	1.52	21	0.83	11.8	0.46	19	0.75	
10	3/8"	F NPTF	ANSI B1.20.3	NPTF 3/8" FEMALE	ANV 38 NPT M	39	1.54	24	0.94	17.2	0.68	22	0.87	
10	3/8"	F METRIC	ISO 9974-1	M18x1.5 FEMALE	ANV 1815 M	39	1.54	24	0.94	17.2	0.68	22	0.87	
10	3/8"	F BSPP	ISO 1179-1	BSPP 3/8" FEMALE	ANV 38 GAS M	39	1.54	24	0.94	17.2	0.68	22	0.87	
10	3/8"	F JPT	UNI EN 10226-2	RC 3/8 FEMALE (JPT)	ANV 38 JPT M	39	1.54	24	0.94	17.2	0.68	22	0.87	
20	3/4"	O/ METRIC	ISO 6149-1	M26x1.5 FEMALE ORB	ANV0/2615 M	53	2.09	38	1.5	29	1.14	34	1.34	
20	3/4"	O/ SAE	ISO 11926-1	1-1/16"-12 UN FEMALE ORB	ANV 34-34SAE M	55	2.17	38	1.5	29	1.14	34	1.34	
20	3/4"	F NPTF	ANSI B1.20.3	NPTF 3/4" FEMALE	ANV 34 NPT M	55	2.17	38	1.5	29	1.14	34	1.34	
20	3/4"	F JPT	UNI EN 10226-2	RC 3/4 FEMALE (JPT)	ANV 34 JPT M	55	2.17	38	1.5	29	1.14	34	1.34	
20	3/4"	F BSPP	ISO 1179-1	BSPP 3/4" FEMALE	ANV 34 GAS M	55	2.17	38	1.5	29	1.14	34	1.34	
25	1"	F NPTF	ANSI B1.20.3	NPTF 1" FEMALE	ANV 1 NPT M	66	2.6	45	1.77	34.3	1.35	41	1.61	
25	1"	F JPT	UNI EN 10226-2	RC 1 FEMALE (JPT)	ANV 1 JPT M	66	2.6	45	1.77	34.3	1.35	41	1.61	
25	1"	F BSPP	ISO 1179-1	BSPP 1" FEMALE	ANV 1 GAS M	66	2.6	45	1.77	34.3	1.35	41	1.61	
31.5	1-1/4"	F NPTF	ANSI B1.20.3	NPTF 1-1/4" FEMALE	ANV114 NPT M	73	2.87	55.5	2.19	44.9	1.77	50	1.97	
31.5	1-1/4"	F BSPP	ISO 1179-1	BSPP 1-1/4" FEMALE	ANV114 GAS M	73	2.87	55.5	2.19	44.9	1.77	50	1.97	
37.5	1-1/2"	F BSPP	ISO 1179-1	BSPP 1-1/2" FEMALE	ANV112 GAS M	83	3.27	66	2.6	55	2.17	60	2.36	
50	2"	F NPTF	ANSI B1.20.3	NPTF 2" FEMALE	ANV 2 NPT M	100	3.94	85	3.35	65	2.56	75	2.95	
50	2"	F BSPP	ISO 1179-1	BSPP 2" FEMALE	ANV 2 GAS M	100	3.94	85	3.35	65	2.56	75	2.95	



F



O/

ANV Accessories and Spares



PVC dust protections

pag 129



Seals Kits

pag 136

AGRI

Male couplings for agriculture, ISO 7241 part A interchangeable.

The most popular male couplings for cultural applications. Interchangeable according to ISO 7241 part A, size 1/2".



Technical Specifications

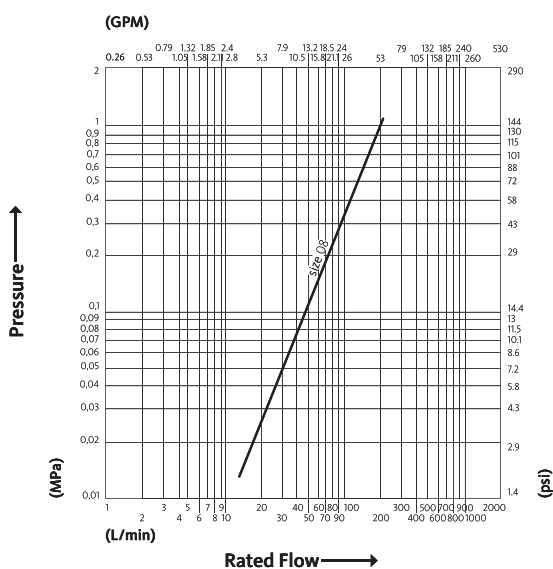
dash	Size mm	inch	Working Pressure (MPa)	Flow Rate (l/min)	Spillage (ml)	Force to Connect (N)	Burst pressure (MPa)		
							Male	Female	Male + Female
08	12.5	1/2"	25	60	1.8	80	100	130	

Material	Steel
Seals	NBR
Working temperatures	- 25 °C to + 125 °C
Surface treatment	MATE 500 (CrIII)
Series Interchange	ISO 7241 part A

Applications

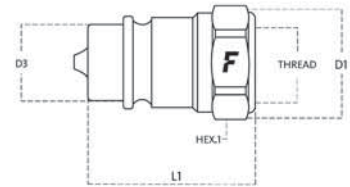


Pressure Drop



Test performed according to ISO 18869

Valve Type	Poppet
Connection	
Disconnection	
Connection Under Pressure	Not Allowed



AGRI

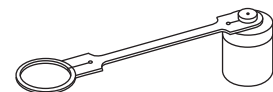
Size		Thread details			MALE								
mm	inch	Thread Type	Standard	Thread	Part Number	L (L1 + Thread)		D1		D3		HEX1	
						mm	inch	mm	inch	mm	inch	mm	inch
12.5	1/2"	F BSPP	ISO 1179-1	BSPP 1/2" FEMALE	AGRI 12 GAS M	44	1.73	30	1.18	20.5	0.81	27	1.06

AGRI Accessories and Spares



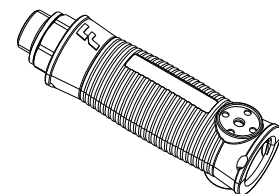
PVC dust protections

pag 131



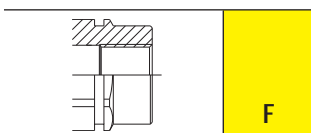
Aluminium dust protections

pag 133



Line Identification System

pag 137



PV



Push-pull female couplings for agriculture, panel mounting, poppet valve.

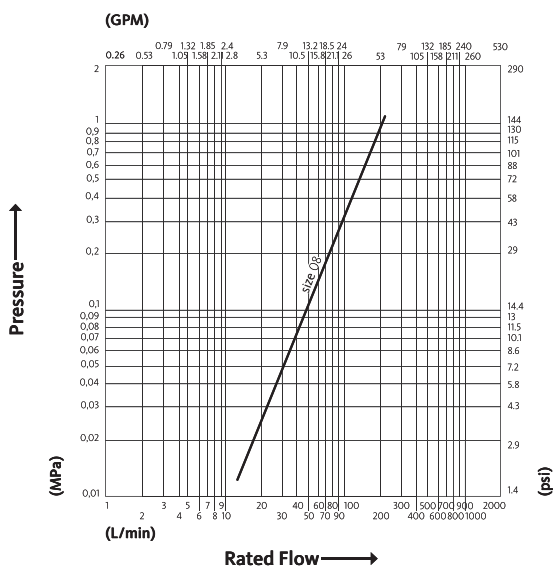
Push-pull couplings, designed for panel mounting installation. BSP and NPT female thread available. Breakaway function. ISO 7241 part A interchange.



Applications



Pressure Drop



Test performed according to ISO 18869

Technical Specifications

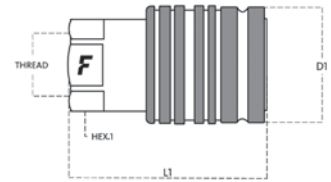
dash	Size		Working Pressure (MPa)	Flow Rate (l/min)	Spillage (ml)	Force to Connect (N)	Burst pressure (MPa)		
	mm	inch					Male	Female	Male + Female
08	12.5	1/2"	25	75	1.8	110	110	148	

Material	Steel
Seals	NBR
Working temperatures	- 25 °C to + 125 °C
Surface treatment	MATE 500 (CrIII)
Series Interchange	ISO 7241 part A

Valve Type	Poppet
Connection	Push to Connect*
Disconnection	Pull to Disconnect*
Connection Under Pressure	Not Allowed

*If panel mounted through the sleeve. Otherwise sleeve retraction.

PV



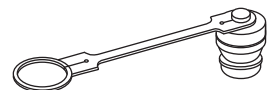
Size		Thread details			FEMALE						
mm	inch	Thread Type	Standard	Thread	Part Number	L (L1 + Thread)		D1		HEX1	
						mm	inch	mm	inch	mm	inch
12.5	1/2"	F NPTF	ANSI B1.20.3	NPTF 1/2" FEMALE	PV 12 NPT F	66	2.6	38	1.5	27	1.06
12.5	1/2"	F BSPP	ISO 1179-1	BSPP 1/2" FEMALE	PV 12 GAS F	66	2.6	38	1.5	27	1.06

PV Accessories and Spares



PVC dust protections

pag 129



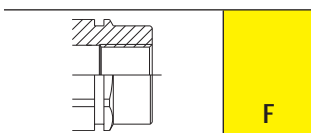
Aluminium dust protections

pag 133



Seals Kits

pag 136



PS



Push-pull female couplings for agriculture, panel mounting, ball valve.

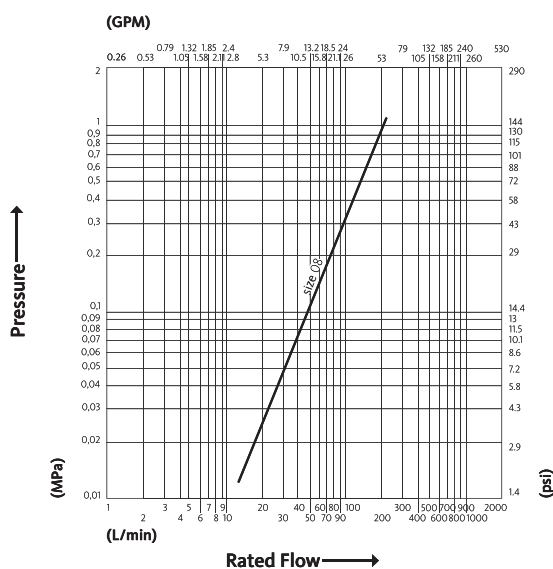
Push-pull couplings, designed for panel mounting installation. BSP and NPT female thread available. Breakaway function. ISO 7241 part A interchange. Ball valve.



Applications



Pressure Drop



Test performed according to ISO 18869

Technical Specifications

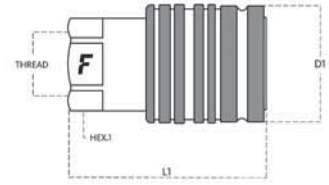
dash	Size mm	inch	Working Pressure (MPa)	Flow Rate (l/min)	Spillage (ml)	Force to Connect (N)	Burst pressure (MPa)		
							Male	Female	Male + Female
08	12.5	1/2"	25	75	1.8	110	100	100	

Material	Steel
Seals	NBR
Working temperatures	- 25 °C to + 125 °C
Surface treatment	MATE 500 (CrIII)
Series Interchange	ISO 7241 part A

Valve Type	Ball
Connection	Push to Connect*
Disconnection	Pull to Disconnect*
Connection Under Pressure	Not Allowed

* If panel mounted through the sleeve. Otherwise sleeve retraction.

PS



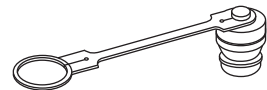
Size		Thread details			FEMALE						
mm	inch	Thread Type	Standard	Thread	Part Number	L (L1 + Thread)		D1		HEX1	
						mm	inch	mm	inch	mm	inch
12.5	1/2"	F BSPP	ISO 1179-1	BSPP 1/2" FEMALE	PS 12 GAS F	66	2.6	38	1.5	27	1.06

PS Accessories and Spares



PVC dust protections

pag 129



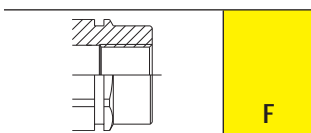
Aluminium dust protections

pag 133



Seals Kits

pag 136



CPV



Push-pull female couplings for agriculture, panel mounting.

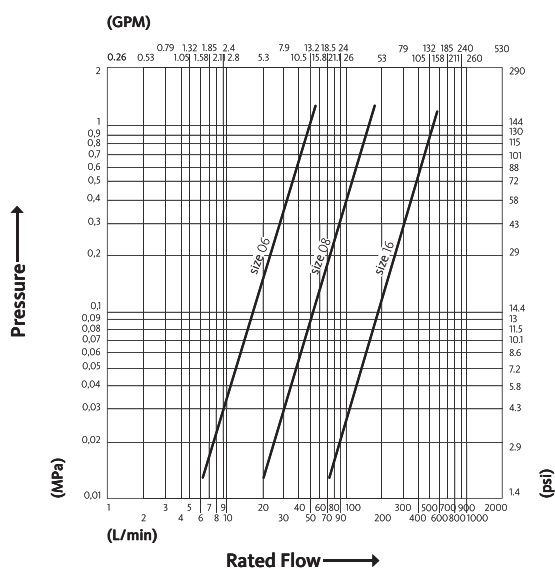
Push-pull couplings, designed for panel mounting installation. A wide range of threaded adapters is available. Breakaway function. ISO 7241 part A interchange.



Applications



Pressure Drop



Test performed according to ISO 18869

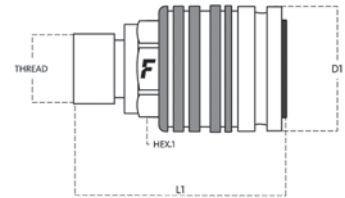
Technical Specifications

dash	Size		Working Pressure (MPa)	Flow Rate (l/min)	Spillage (ml)	Force to Connect (N)	Burst pressure (MPa)		
	mm	inch					Male	Female	Male + Female
06	10	3/8"	27	24	1.3	120	130	110	
08	12.5	1/2"	25	75	1.8	110	120	100	
16	25	1"	22	270	13	220	110	90	

Material	Steel
Seals	NBR
Working temperatures	- 25 °C to + 125 °C
Surface treatment	MATE 500 (CrIII)
Series Interchange	ISO 7241 part A

Valve Type	Poppet
Connection	Push to Connect*
Disconnection	Pull to Disconnect*
Connection Under Pressure	Not Allowed

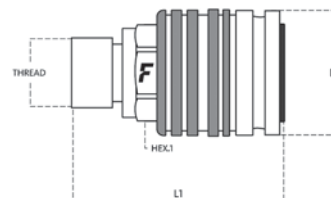
* If panel mounted through the sleeve. Otherwise sleeve retraction.



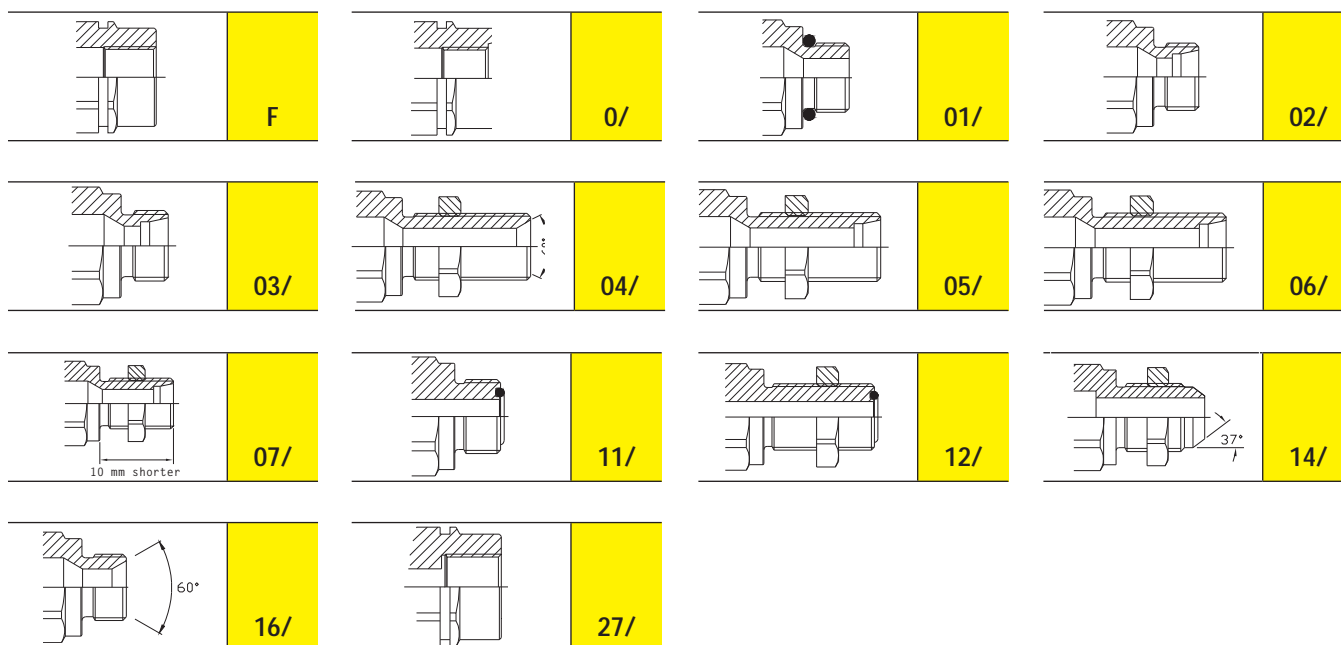
CPV

Size		Thread details			FEMALE						
mm	inch	Thread Type	Standard	Thread	Part Number	L (L1 + Thread)		D1		HEX1	
						mm	inch	mm	inch	mm	inch
10	3/8"	07/ METRIC	ISO 8434-1-L	M14x1.5 MALE BULKHEAD SHORT 8L	CPV067/1415 F	76.7	3.02	33	1.3	24	0.94
10	3/8"	02/ METRIC	ISO 8434-1-L	M16x1.5 MALE 10L	CPV062/1615 F	61.7	2.43	33	1.3	24	0.94
10	3/8"	02/ METRIC	ISO 8434-1-L	M12x1.5 MALE 6L	CPV062/1215 F	60.7	2.39	33	1.3	24	0.94
10	3/8"	01/ METRIC	ISO 6149-2	M16x1.5 MALE	CPV061/1615 F	62	2.44	33	1.3	24	0.94
10	3/8"	F BSPP	ISO 1179-1	BSPP 3/8" FEMALE	CPV06 38 GAS F	64.5	2.54	33	1.3	24	0.94
10	3/8"	F BSPP	ISO 1179-1	BSPP 1/2" FEMALE	CPV06 12 GAS F	65.5	2.58	33	1.3	24	0.94
12.5	1/2"	27/ SAE	ISO 8434-3	1" - 14 UNS	CPV0827/58SAE F	69.3	2.73	38	1.5	30	1.18
12.5	1/2"	11/ SAE	ISO 8434-3	1"-14 UNS MALE ORFS	CPV0811/58SAE F	66.8	2.63	38	1.5	27	1.06
12.5	1/2"	07/ METRIC	ISO 8434-1-L	M26x1.5 MALE BULKHEAD SHORT 18L	CPV087/2615 F	90.8	3.57	40	1.57	30	1.18
12.5	1/2"	07/ METRIC	ISO 8434-1-L	M16x1.5 MALE BULKHEAD SHORT 10L	CPV087/1615 F	78.8	3.1	38	1.5	27	1.06
12.5	1/2"	06/ METRIC	ISO 8434-1-S	M20x1.5 MALE BULKHEAD 12S	CPV086/2015 F	86.3	3.4	40	1.57	27	1.06
12.5	1/2"	05/ METRIC	ISO 8434-1-L	M22x1.5 MALE BULKHEAD 15L	CPV085/2215 F	86.3	3.4	38	1.5	27	1.06
12.5	1/2"	05/ METRIC	ISO 8434-1-L	M16x1.5 MALE BULKHEAD 10L	CPV085/1615 F	86.3	3.4	38	1.5	27	1.06
12.5	1/2"	04/ BSPP	ISO 8434-6	60° 3/8" BSPP MALE BULKHEAD	CPV084/38GAS F	87.8	3.46	38	1.5	27	1.06
12.5	1/2"	04/ BSPP	ISO 8434-6	60° 1/2" BSPP MALE BULKHEAD	CPV084/12GAS F	87.8	3.46	38	1.5	27	1.06
12.5	1/2"	03/ METRIC	ISO 8434-1-S	M24x1.5 MALE 16S	CPV083/2415 F	65.3	2.57	38	1.5	27	1.06
12.5	1/2"	02/ METRIC	ISO 8434-1-L	M20x1.5 MALE 12S	CPV082/2015 F	63.3	2.49	38	1.5	27	1.06
12.5	1/2"	02/ METRIC	ISO 8434-1-L	M14x1.5 MALE 8L	CPV082/1415 F	64.3	2.53	38	1.5	27	1.06
12.5	1/2"	16/ METRIC	ISO 8434-6	60° 18x1.5 METRIC MALE	CPV0816/1815 F	65.3	2.57	38	1.5	27	1.06
12.5	1/2"	16/ BSPP	ISO 8434-6	60° 1/2 BSPP MALE	CPV0816/12GAS F	65	2.56	38	1.5	27	1.06
12.5	1/2"	14/ SAE	ISO 8434-2	3/4"-16 UN MALE BULKHEAD JIC	CPV0814/12SAE F	87.9	3.46	38	1.5	27	1.06
12.5	1/2"	12/ SAE	ISO 8434-3	1"-14 UNS MALE BULKHEAD ORFS	CPV0812/58SAE F	96	3.78	38	1.5	34	1.34
12.5	1/2"	12/ SAE	ISO 8434-3	13/16"-16 UN MALE BULKHEAD ORFS	CPV0812/12SAE F	85.8	3.38	38	1.5	27	1.06
12.5	1/2"	11/ SAE	ISO 8434-3	13/16"-16 UN MALE ORFS	CPV0811/12SAE F	64.1	2.52	38	1.5	27	1.06
12.5	1/2"	01/ METRIC	ISO 6149-2	M22x1.5 MALE	CPV081/2215 F	66.3	2.61	38	1.5	27	1.06
12.5	1/2"	01/ SAE	ISO 11926-3	3/4"-16 UNF MALE	CPV081/12SAE F	62.4	2.46	38	1.5	27	1.06
12.5	1/2"	0/ SAE	ISO 11926-1	7/8"-14 UNF FEMALE ORB	CPV080/58SAE F	62.3	2.45	38	1.5	27	1.06
12.5	1/2"	0/ BSPP	BS 5380	3/8 BSP FEMALE ORB	CPV080/38GAS F	62.3	2.45	38	1.5	27	1.06
12.5	1/2"	0/ METRIC	ISO 6149-1	M18x1.5 FEMALE ORB	CPV080/1815 F	62.3	2.45	38	1.5	27	1.06
12.5	1/2"	0/ SAE	ISO 11926-1	3/4"-16 UNF FEMALE ORB	CPV080/12SAE F	66.3	2.61	38	1.5	27	1.06
12.5	1/2"	F BSPP	ISO 1179-1	BSPP 3/8" FEMALE	CPV08 38 GAS F	62.3	2.45	30	1.18	27	1.06
12.5	1/2"	F METRIC	ISO 9974-1	M22x1.5 FEMALE	CPV08 2215 F	66	2.6	38	1.5	27	1.06
12.5	1/2"	03/ METRIC	ISO 8434-1-S	M20x1.5 MALE 12S	CPV083/2015 F	62.3	2.45	38	1.5	27	1.06
12.5	1/2"	07/ METRIC	ISO 8434-1-L	M22x1.5 MALE BULKHEAD SHORT 15L	CPV087/2215 F	77.3	3.04	38	1.5	27	1.06
12.5	1/2"	05/ METRIC	ISO 8434-1-L	M18x1.5 MALE BULKHEAD 12L	CPV085/1815 F	86.3	3.4	38	1.5	27	1.06
12.5	1/2"	0/ BSPP	BS 5380	1/2 BSP FEMALE ORB	CPV080/12GAS F	66.3	2.61	38	1.5	27	1.06
12.5	1/2"	0/ METRIC	ISO 6149-1	M22x1.5 FEMALE ORB	CPV080/2215 F	66.3	2.61	38	1.5	27	1.06
12.5	1/2"	07/ METRIC	ISO 8434-1-L	M18x1.5 MALE BULKHEAD SHORT 12L	CPV087/1815 F	77.3	3.04	38	1.5	27	1.06
12.5	1/2"	02/ METRIC	ISO 8434-1-L	M26x1.5 MALE 18L	CPV082/2615 F	62.3	2.45	38	1.5	27	1.06
12.5	1/2"	02/ METRIC	ISO 8434-1-L	M22x1.5 MALE 15L	CPV082/2215 F	62.3	2.45	38	1.5	27	1.06
12.5	1/2"	02/ METRIC	ISO 8434-1-L	M16x1.5 MALE 10L	CPV082/1615 F	63.8	2.51	38	1.5	27	1.06
12.5	1/2"	02/ METRIC	ISO 8434-1-L	M18x1.5 MALE 12L	CPV082/1815 F	62.3	2.45	38	1.5	27	1.06
25	1"	05/ METRIC	ISO 8434-1-L	M36x2 MALE BULKHEAD 28L	CPV165/362 F	113.8	4.48	54	2.13	42	1.65
25	1"	05/ METRIC	ISO 8434-1-L	M30x2 MALE BULKHEAD 22L	CPV165/302 F	116.8	4.6	54	2.13	41	1.61
25	1"	05/ METRIC	ISO 8434-1-L	M26x1.5 MALE BULKHEAD 18L	CPV165/2615 F	124.3	4.89	54	2.13	38	1.5
25	1"	03/ METRIC	ISO 8434-1-S	M30x2 MALE 20S	CPV163/302 F	100.3	3.95	54	2.13	38	1.5
25	1"	02/ METRIC	ISO 8434-1-L	M30x2 MALE 22L	CPV162/302 F	96.8	3.81	54	2.13	38	1.5
25	1"	02/ METRIC	ISO 8434-1-L	M26x1.5 MALE 18L	CPV162/2615 F	96.3	3.79	54	2.13	38	1.5
25	1"	0/ BSPP	BS 5380	3/4 BSP FEMALE ORB	CPV160/34GAS F	97.3	3.83	54	2.13	38	1.5

CPV



Size		Thread details			FEMALE						
mm	inch	Thread Type	Standard	Thread	Part Number	L (L1 + Thread)		D1		HEX1	
						mm	inch	mm	inch	mm	inch
25	1"	O/ BSPP	BS 5380	1 BSP FEMALE ORB	CPV160/1GAS F	100.3	3.95	54	2.13	42	1.65
25	1"	F BSPP	ISO 1179-1	BSPP 3/4" FEMALE	CPV16 34GAS F	97.3	3.83	54	2.13	38	1.5
25	1"	O/ SAE	ISO 11926-1	1-5/16"-12 UN FEMALE ORB	CPV16 1SAE F	100.3	3.95	54	2.13	42	1.65
25	1"	F BSPP	ISO 1179-1	BSPP 1" FEMALE	CPV16 1GAS F	102.3	4.03	54	2.13	42	1.65

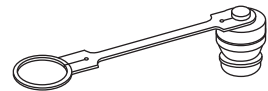


CPV Accessories and Spares



PVC dust protections

pag 129



Aluminium dust protections

pag 133



Seals Kits

pag 136

CFPV



Push-pull female couplings for agriculture.

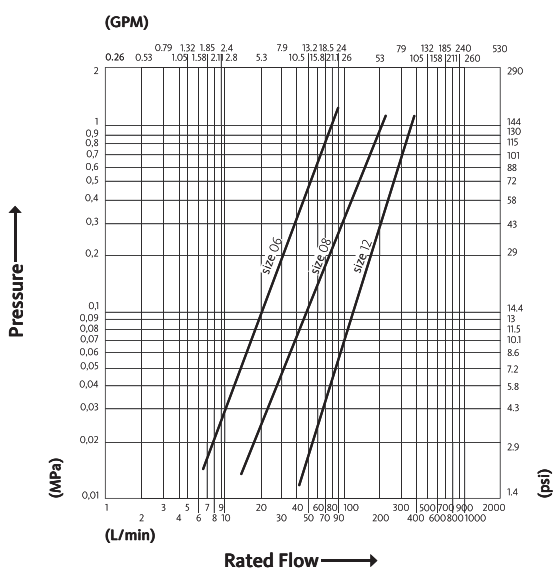
Push-pull female couplings with breakaway function. Not suitable for connection under pressure. Commonly used for Power Beyond applications. ISO 7241 part A interchange.



Applications



Pressure Drop



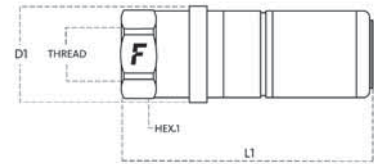
Test performed according to ISO 18869

Technical Specifications

dash	Size		Working Pressure (MPa)	Flow Rate (l/min)	Spillage (ml)	Force to Connect (N)	Burst pressure (MPa)		
	mm	inch					Male	Female	Male + Female
06	10	3/8"	30	30	1.3	250		120	140
08	12.5	1/2"	25	70	2	240		100	100
12	20	3/4"	25	160	5	310		100	110

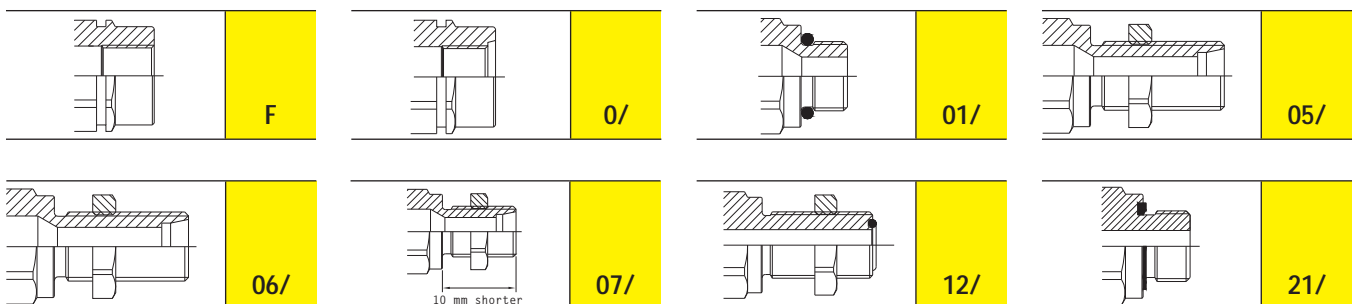
Material	Steel
Seals	NBR
Working temperatures	- 25 °C to + 125 °C
Surface treatment	MATE 500 (CrIII)
Series Interchange	ISO 7241 part A

Valve Type	Poppet
Connection	Push to Connect
Disconnection	Pull to Disconnect
Connection Under Pressure	Not Allowed



CFPV

Size		Thread details			FEMALE						
mm	inch	Thread Type	Standard	Thread	Part Number	L (L1 + Thread)		D1		HEX1	
						mm	inch	mm	inch	mm	inch
10	3/8"	01/ METRIC	ISO 6149-2	M14x1.5 MALE	CFPVS061/1415 F	126.5	4.98	31	1.22	28	1.1
10	3/8"	07/ METRIC	ISO 8434-1-L	M14x1.5 MALE BULKHEAD SHORT 8L	CFPV067/1415 F	98.3	3.87	31	1.22	27	1.06
10	3/8"	01/ METRIC	ISO 6149-2	M14x1.5 MALE	CFPV061/1415 F	89.8	3.54	31	1.22	27	1.06
10	3/8"	01/ METRIC	ISO 6149-2	M12x1.5 MALE	CFPV061/1215 F	89.8	3.54	31	1.22	27	1.06
10	3/8"	F BSPP	ISO 1179-1	BSPP 1/4" FEMALE	CFPV06 14GAS F	85	3.35	31	1.22	27	1.06
20	3/4"	07/ METRIC	ISO 8434-1-L	M36x2 MALE BULKHEAD SHORT 28L	CFPV127/362 F	133.5	5.26	48	1.89	42	1.65
20	3/4"	06/ METRIC	ISO 8434-1-S	M42x2 MALE BULKHEAD 30S	CFPV126/422 F	151.5	5.96	54	2.13	50	1.97
20	3/4"	06/ METRIC	ISO 8434-1-S	M36x2 MALE BULKHEAD 25S	CFPV126/362 F	138.5	5.45	48	1.89	42	1.65
20	3/4"	06/ METRIC	ISO 8434-1-S	M30x2 MALE BULKHEAD 20S	CFPV126/302 F	144.5	5.69	48	1.89	42	1.65
20	3/4"	05/ METRIC	ISO 8434-1-L	M36x2 MALE BULKHEAD 28L	CFPV125/362 F	143.6	5.65	48	1.89	42	1.65
20	3/4"	05/ METRIC	ISO 8434-1-L	M30x2 MALE BULKHEAD 22L	CFPV125/302 F	134.5	5.3	48	1.89	42	1.65
20	3/4"	05/ METRIC	ISO 8434-1-L	M26x1.5 MALE BULKHEAD 18L	CFPV125/2615 F	153.5	6.04	48	1.89	42	1.65
20	3/4"	12/ SAE	ISO 8434-3	1 3/16" - 12 UN MALE BULKHEAD ORFS	CFPV1212/34S F	140.5	5.53	48	1.89	42	1.65
20	3/4"	12/ SAE	ISO 8434-3	1 7/16" - 12 UN MALE BULKHEAD ORFS	CFPV1212/1S F	142.5	5.61	48	1.89	42	1.65
20	3/4"	01/ SAE	ISO 11926-3	1-1/16"-12 UN MALE	CFPV121/34S F	115.6	4.55	48	1.89	42	1.65
20	3/4"	01/ METRIC	ISO 6149-2	M30x2 MALE	CFPV121/302 F	121.5	4.78	48	1.89	42	1.65
20	3/4"	01/ METRIC	ISO 6149-2	M27x2 MALE	CFPV121/272 F	121.5	4.78	48	1.89	42	1.65
20	3/4"	21/ METRIC	ISO 9974-2	M22x1.5 MALE	CFPV121/2215 F	118	4.65	48	1.89	42	1.65
20	3/4"	0/ METRIC	ISO 6149-1	M27x2 FEMALE ORB	CFPV120/272 F	117.5	4.63	48	1.89	42	1.65
20	3/4"	F BSPP	ISO 1179-1	BSPP 3/4" FEMALE	CFPV12 34GAS F	116.5	4.59	48	1.89	42	1.65

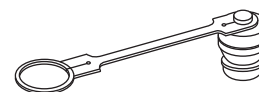


CFPV Accessories and Spares



PVC dust protections

pag 129



Aluminium dust protections

pag 133



Acetal Resin dust protections

pag 134



Seals Kits

pag 136

CNV



Male couplings for agriculture, suitable for CPV female parts, ISO 7241 part A interchange.

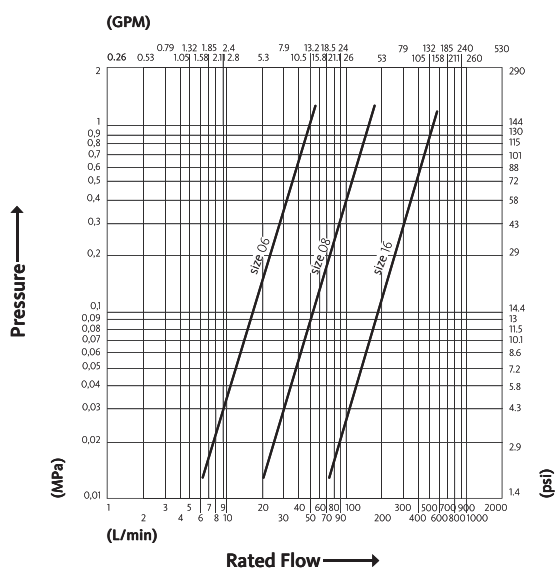
Standard male couplings for agriculture applications. Wide range of male threads available. ISO 7241 part A interchange.



Applications



Pressure Drop



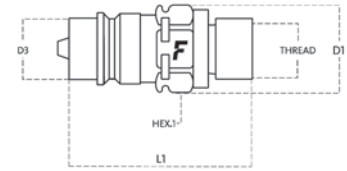
Test performed according to ISO 18869

Technical Specifications

dash	Size mm	inch	Working Pressure (MPa)	Flow Rate (l/min)	Spillage (ml)	Force to Connect (N)	Burst pressure (MPa)		
							Male	Female	Male + Female
06	10	3/8"	27	24	1.3	120	115	110	
08	12.5	1/2"	25	75	1.8	110	100	100	
12	20	3/4"	25	160	8	250	100	100	
16	25	1"	22	270	13	220	100	90	

Material	Steel
Seals	NBR
Working temperatures	- 25 °C to + 125 °C
Surface treatment	MATE 500 (CrIII)
Series Interchange	ISO 7241 part A

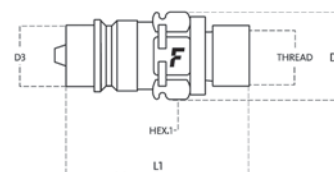
Valve Type	Poppet
Connection	Sleeve Retraction
Disconnection	Sleeve Retraction
Connection Under Pressure	Not Allowed



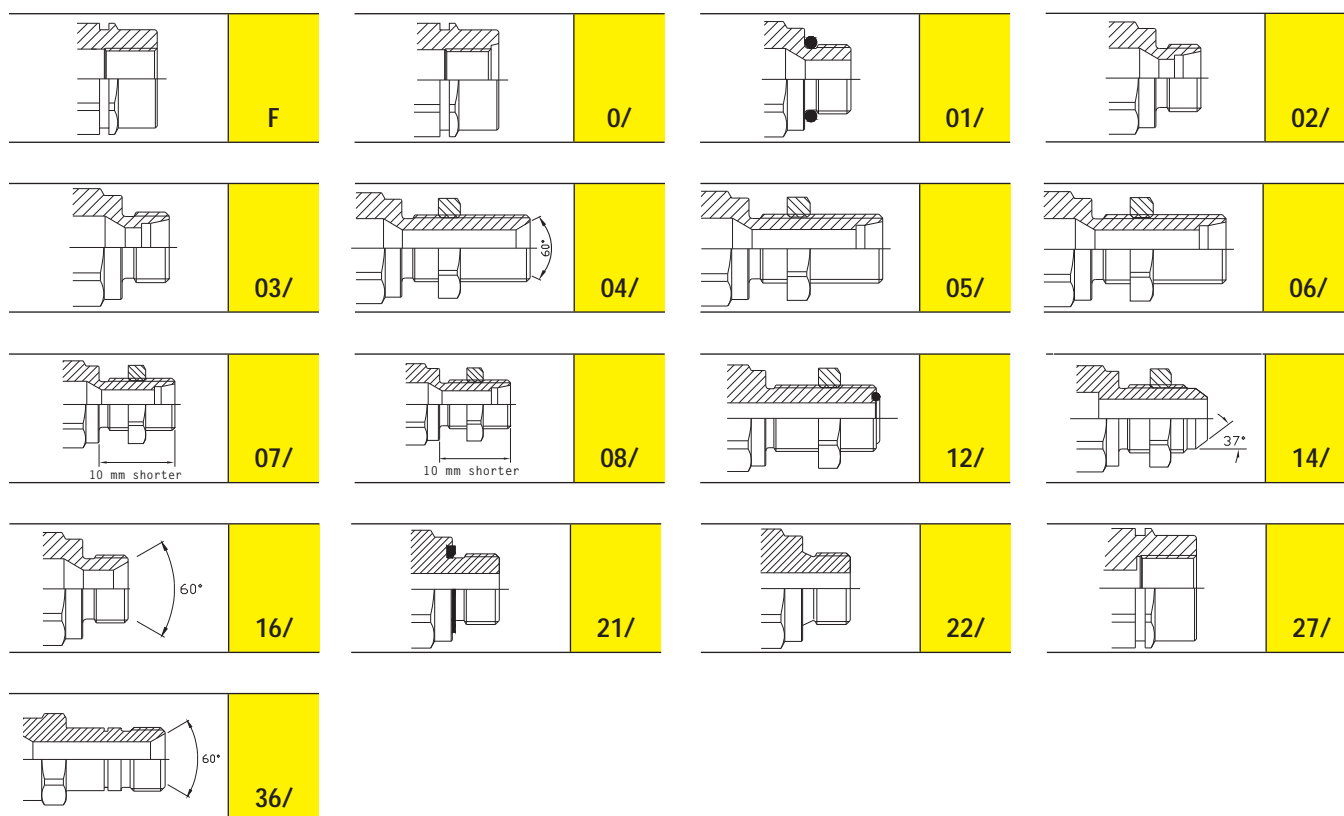
CNV

Size		Thread details			MALE								
mm	inch	Thread Type	Standard	Thread	Part Number	L (L1 + Thread)		D1		D3		HEX1	
						mm	inch	mm	inch	mm	inch	mm	inch
10	3/8"	07/ METRIC	ISO 8434-1-L	M18x1.5 MALE BULKHEAD SHORT 12L	CNV067/1815 M	69.2	2.72	27	1.06	17.2	0.68	24	0.94
10	3/8"	02/ METRIC	ISO 8434-1-L	M18x1.5 MALE 12L	CNV062/1815 M	54.2	2.13	26	1.02	17.2	0.68	24	0.94
10	3/8"	02/ METRIC	ISO 8434-1-L	M16x1.5 MALE 10L	CNV062/1615 M	54.2	2.13	26	1.02	17.2	0.68	24	0.94
10	3/8"	01/ SAE	ISO 11926-3	3/4"-16 UNF MALE	CNV061/12SAE M	53	2.09	26	1.02	17.2	0.68	24	0.94
10	3/8"	0/ METRIC	ISO 6149-1	M14x1.5 FEMALE ORB	CNV060/1415 M	53	2.09	26	1.02	17.2	0.68	24	0.94
12.5	1/2"	08/ METRIC	ISO 8434-1-S	M22x1.5 MALE BULKHEAD SHORT	CNV088/2215 M	72	2.83	30	1.18	20.5	0.81	27	1.06
12.5	1/2"	07/ METRIC	ISO 8434-1-L	M18x1.5 MALE BULKHEAD SHORT 12L	CNV087/1815 M	72	2.83	30	1.18	20.5	0.81	27	1.06
12.5	1/2"	07/ METRIC	ISO 8434-1-L	M16x1.5 MALE BULKHEAD SHORT 10L	CNV087/1615 M	73.5	2.89	30	1.18	20.5	0.81	27	1.06
12.5	1/2"	06/ METRIC	ISO 8434-1-S	M20x1.5 MALE BULKHEAD 12S	CNV086/2015 M	81	3.19	30	1.18	20.5	0.81	27	1.06
12.5	1/2"	05/ METRIC	ISO 8434-1-L	M22x1.5 MALE BULKHEAD 15L	CNV085/2215 M	81	3.19	30	1.18	20.5	0.81	27	1.06
12.5	1/2"	05/ METRIC	ISO 8434-1-L	M16x1.5 MALE BULKHEAD 10L	CNV085/1615 M	81	3.19	30	1.18	20.5	0.81	27	1.06
12.5	1/2"	04/ BSPP	ISO 8434-6	60° 1/2" BSPP MALE BULKHEAD	CNV084/12GAS M	82.5	3.25	30	1.18	20.5	0.81	27	1.06
12.5	1/2"	03/ METRIC	ISO 8434-1-S	M24x1.5 MALE 16S	CNV083/2415 M	60	2.36	30	1.18	20.5	0.81	27	1.06
12.5	1/2"	03/ METRIC	ISO 8434-1-S	M20x1.5 MALE 12S	CNV083/2015 M	58	2.28	30	1.18	20.5	0.81	27	1.06
12.5	1/2"	27/ SAE	ISO 8434-3	1" - 14 UNS	CNV0827/58SAE M	64	2.52	33	1.3	20.5	0.81	30	1.18
12.5	1/2"	22/ BSPP	DIN 3852-2-A	1/2 BSPP MALE	CNV0822/12GAS M	60	2.36	30	1.18	20.5	0.81	27	1.06
12.5	1/2"	02/ METRIC	ISO 8434-1-L	M26x1.5 MALE 18L	CNV082/2615 M	58	2.28	30	1.18	20.5	0.81	27	1.06
12.5	1/2"	02/ METRIC	ISO 8434-1-L	M14x1.5 MALE 8L	CNV082/1415 M	59	2.32	30	1.18	20.5	0.81	27	1.06
12.5	1/2"	16/ BSPP	ISO 8434-6	60° 1/2 BSPP MALE	CNV0816/12GAS M	60	2.36	30	1.18	20.5	0.81	27	1.06
12.5	1/2"	14/ SAE	ISO 8434-2	3/4"-16 UN MALE BULKHEAD JIC	CNV0814/12SAE M	83	3.27	30	1.18	20.5	0.81	27	1.06
12.5	1/2"	12/ SAE	ISO 8434-3	13/16"-16 UN MALE BULKHEAD ORFS	CNV0812/12SAE M	80.5	3.17	30	1.18	20.5	0.81	27	1.06
12.5	1/2"	01/ METRIC	ISO 6149-2	M27x2 MALE	CNV081/272 M	67	2.64	35	1.38	20.5	0.81	32	1.26
12.5	1/2"	21/ METRIC	ISO 9974-2	M22x1.5 MALE	CNV081/2215 M	61	2.4	30	1.18	20.5	0.81	27	1.06
12.5	1/2"	01/ METRIC	ISO 6149-2	M18x1.5 MALE	CNV081/1815 M	60	2.36	30	1.18	20.5	0.81	27	1.06
12.5	1/2"	01/ SAE	ISO 11926-3	3/4"-16 UNF MALE	CNV081/12SAE M	57	2.24	30	1.18	20.5	0.81	27	1.06
12.5	1/2"	0/ BSPP	BS 5380	3/8 BSP FEMALE ORB	CNV080/38GAS M	57	2.24	30	1.18	20.5	0.81	27	1.06
12.5	1/2"	0/ METRIC	ISO 6149-1	M22x1.5 FEMALE ORB	CNV080/2215 M	61	2.4	30	1.18	20.5	0.81	27	1.06
12.5	1/2"	0/ METRIC	ISO 6149-1	M20x1.5 FEMALE ORB	CNV080/2015 M	60	2.36	30	1.18	20.5	0.81	27	1.06
12.5	1/2"	0/ METRIC	ISO 6149-1	M18x1.5 FEMALE ORB	CNV080/1815 M	57	2.24	30	1.18	20.5	0.81	27	1.06
12.5	1/2"	0/ METRIC	ISO 6149-1	M16x1.5 FEMALE ORB	CNV080/1615 M	57	2.24	30	1.18	20.5	0.81	27	1.06
12.5	1/2"	F BSPP	ISO 1179-1	BSPP 3/8" FEMALE	CNV08 38 GAS M	57	2.24	30	1.18	20.5	0.81	27	1.06
12.5	1/2"	05/ METRIC	ISO 8434-1-L	M18x1.5 MALE BULKHEAD 12L	CNV085/1815 M	78	3.07	30	1.18	20.5	0.81	27	1.06
12.5	1/2"	07/ METRIC	ISO 8434-1-L	M22x1.5 MALE BULKHEAD SHORT 15L	CNV087/2215 M	72	2.83	30	1.18	20.5	0.81	27	1.06
12.5	1/2"	36/ BSP	ISO 8434-6	60° 1/2 BSP MALE	CNV0836/12GAS M	89	3.5	30	1.18	20.5	0.81	27	1.06
12.5	1/2"	16/ BSPP	ISO 8434-6	60° 3/8 BSPP MALE	CNV0816/38GAS M	59.5	2.34	30	1.18	20.5	0.81	27	1.06
12.5	1/2"	02/ METRIC	ISO 8434-1-L	M16x1.5 MALE 10L	CNV082/1615 M	58.5	2.3	30	1.18	20.5	0.81	27	1.06
12.5	1/2"	02/ METRIC	ISO 8434-1-L	M22x1.5 MALE 15L	CNV082/2215 M	58	2.28	30	1.18	20.5	0.81	27	1.06
12.5	1/2"	02/ METRIC	ISO 8434-1-L	M18x1.5 MALE 12L	CNV082/1815 M	57	2.24	30	1.18	20.5	0.81	27	1.06
20	3/4"	07/ METRIC	ISO 8434-1-L	M36x2 MALE BULKHEAD SHORT 28L	CNV127/362 M	100.2	3.94	51.5	2.03	29	1.14	41	1.61

CNV



Size		Thread details			MALE									
mm	inch	Thread Type	Standard	Thread	Part Number	L (L1 + Thread)		D1		D3		HEX1		
						mm	inch	mm	inch	mm	inch	mm	inch	
20	3/4"	05/ METRIC	ISO 8434-1-L	M45x2 MALE BULKHEAD 35L	CNV125/452 M	114.2	4.5	62	2.44	29	1.14	55	2.17	
20	3/4"	05/ METRIC	ISO 8434-1-L	M36x2 MALE BULKHEAD 28L	CNV125/362 M	109	4.29	51.5	2.03	29	1.14	41	1.61	
20	3/4"	05/ METRIC	ISO 8434-1-L	M30x2 MALE BULKHEAD 22L	CNV125/302 M	101.2	3.98	46	1.81	29	1.14	36	1.42	
20	3/4"	03/ METRIC	ISO 8434-1-S	M30x2 MALE 20S	CNV123/302 M	83.2	3.28	38	1.5	29	1.14	34	1.34	
20	3/4"	12/ SAE	ISO 8434-3	1 3/16" - 12 UN MALE BULKHEAD ORFS	CNV1212/34SAE M	106.7	4.2	42	1.65	29	1.14	36	1.42	
20	3/4"	12/ SAE	ISO 8434-3	1 7/16" - 12 UN MALE BULKHEAD ORFS	CNV1212/1SAE M	109.2	4.3	50	1.97	29	1.14	42	1.65	
20	3/4"	01/ METRIC	ISO 6149-2	M27x2 MALE	CNV121/272 M	86.5	3.41	35	1.38	29	1.14	32	1.26	
20	3/4"	01/ METRIC	ISO 6149-2	M22x1.5 MALE	CNV121/2215 M	86.5	3.41	35	1.38	29	1.14	32	1.26	
20	3/4"	0/ METRIC	ISO 6149-1	M27x2 FEMALE ORB	CNV120/272 M	85.5	3.37	38	1.5	29	1.14	34	1.34	
25	1"	03/ METRIC	ISO 8434-1-S	M30x2 MALE 20S	CNV163/302 M	75	2.95	42.5	1.67	34.3	1.35	38	1.5	
25	1"	02/ METRIC	ISO 8434-1-L	M36x2 MALE 28L	CNV162/362 M	70	2.76	42.5	1.67	34.3	1.35	38	1.5	
25	1"	02/ METRIC	ISO 8434-1-L	M30x2 MALE 22L	CNV162/302 M	71.5	2.81	42.5	1.67	34.3	1.35	38	1.5	
25	1"	0/ BSPP	BS 5380	3/4 BSP FEMALE ORB	CNV160/34GAS M	72	2.83	42.5	1.67	34.3	1.35	38	1.5	
25	1"	0/ BSPP	BS 5380	1 BSP FEMALE ORB	CNV160/1GAS M	75	2.95	46	1.81	34.3	1.35	42	1.65	
25	1"	F BSPP	ISO 1179-1	BSPP 1" FEMALE	CNV16 34GAS M	72	2.83	42.5	1.67	34.3	1.35	38	1.5	
25	1"	F BSPP	ISO 1179-1	BSPP 1" FEMALE	CNV16 1GAS M	77	3.03	46	1.81	34.3	1.35	42	1.65	

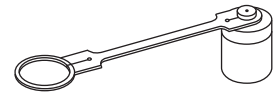


CNV Accessories and Spares



PVC dust protections

pag 131



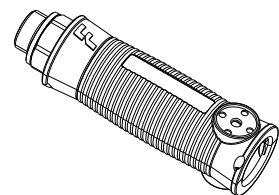
Aluminium dust protections

pag 133



Seals Kits

pag 136



Line Identification System

pag 137

2NV

Standard couplings, poppet valve, shielded.

Standard couplings for agriculture application, with poppet valve and shielded valve-guide to prevent accidental disconnections caused by sudden backflow. ISO 7241 part A interchangeable.



Technical Specifications

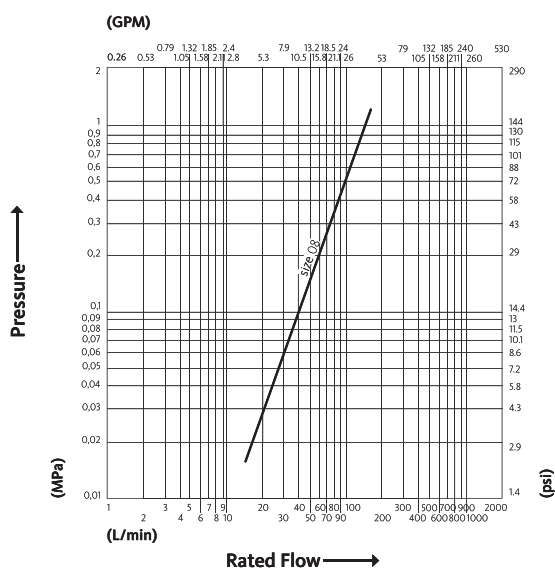
dash	Size mm	inch	Working Pressure (MPa)	Flow Rate (l/min)	Spillage (ml)	Force to Connect (N)	Burst pressure (MPa)		
							Male	Female	Male + Female
08	12.5	1/2"	25	60	1.8	80	100	130	

Material	Steel
Seals	NBR
Working temperatures	- 25 °C to + 125 °C
Surface treatment	MATE 500 (CrIII)
Series Interchange	ISO 7241 part A

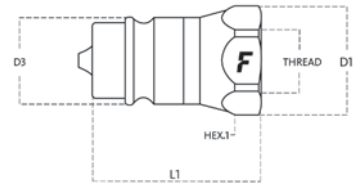
Applications



Pressure Drop



Test performed according to ISO 18869



2NV

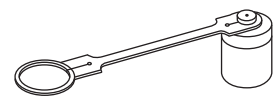
Size		Thread details			MALE									
mm	inch	Thread Type	Standard	Thread	Part Number	L (L1 + Thread)		D1		D3		HEX1		
						mm	inch	mm	inch	mm	inch	mm	inch	
12.5	1/2"	O/ SAE	ISO 11926-1	3/4"-16 UNF FEMALE ORB	2NV 12-12SAE M	47	1.85	30	1.18	20.5	0.81	27	1.06	
12.5	1/2"	F NPTF	ANSI B1.20.3	NPTF 1/2" FEMALE	2NV 12 NPT M	47	1.85	30	1.18	20.5	0.81	27	1.06	
12.5	1/2"	F BSPP	ISO 1179-1	BSPP 1/2" FEMALE	2NV 12 GAS M	47	1.85	30	1.18	20.5	0.81	27	1.06	
12.5	1/2"	O/ BSPP	BS 5380	BSPP 1/2 FEMALE ORB	2NV0/12 GAS M	47	1.85	30	1.18	20.5	0.81	27	1.06	
12.5	1/2"	O/ SAE	ISO 11926-1	7/8"-14 UNF FEMALE ORB	2NV 12-58SAE M	52.5	2.07	30	1.18	20.5	0.81	27	1.06	

2NV Accessories and Spares



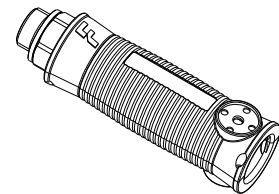
PVC dust protections

pag 131



Aluminium dust protections

pag 133



Line Identification System

pag 137



2NS

Standard couplings, ball valve, shielded.

Male couplings for agriculture application, with ball valve and internal shielded valve-guide to prevent accidental disconnections caused by sudden backflow. ISO 7241 part A interchangeable.



Technical Specifications

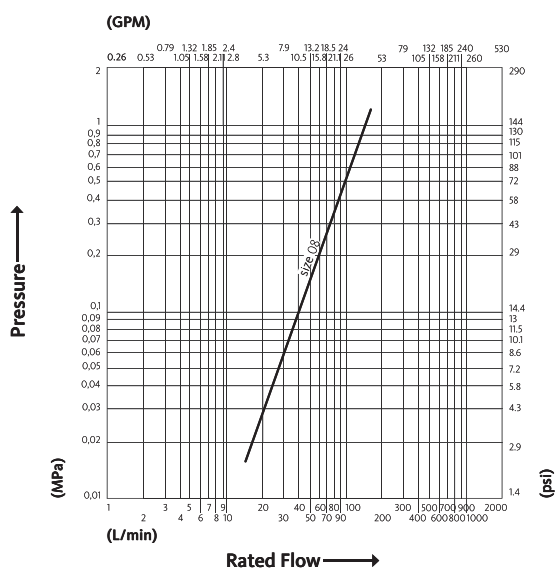
dash	Size		Working Pressure (MPa)	Flow Rate (l/min)	Spillage (ml)	Force to Connect (N)	Burst pressure (MPa)		
	mm	inch					Male	Female	Male + Female
08	12.5	1/2"	25	60	1.8	80	100		130

Material	Steel
Seals	
Working temperatures	-25 °C to +125 °C
Surface treatment	MATE 500 (CrIII)
Series Interchange	ISO 7241 part A

Applications

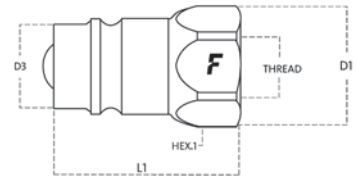


Pressure Drop



Test performed according to ISO 18869

2NS



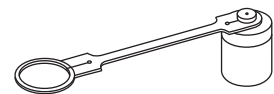
Size		Thread details			MALE								
mm	inch	Thread Type	Standard	Thread	Part Number	L (L1 + Thread)		D1		D3		HEX1	
						mm	inch	mm	inch	mm	inch	mm	inch
12.5	1/2"	F NPTF	ANSI B1.20.3	NPTF 1/2" FEMALE	2NS 12 NPT M	47	1.85	30	1.18	20.5	0.81	27	1.06

2NS Accessories and Spares



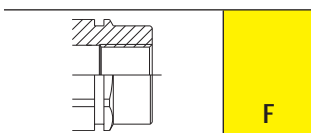
PVC dust protections

pag 131



Aluminium dust protections

pag 133



3CNV



Female couplings for agriculture with sleeve-retraction facilitator, ISO A interchange.

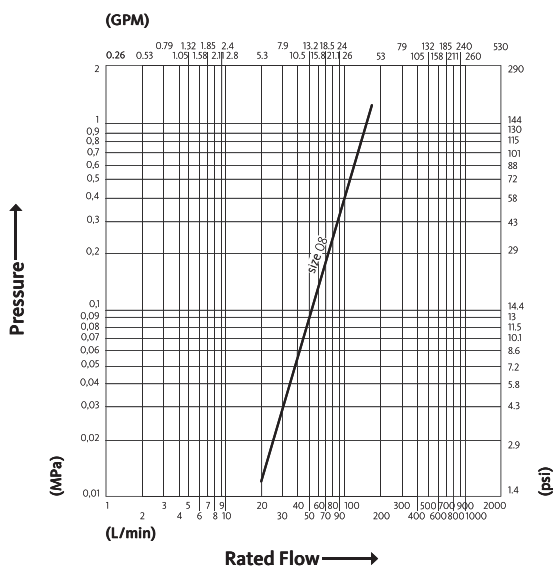
Female couplings connectable with the male part under residual pressure. A sleeve retraction facilitator helps to connect and disconnect. Compact design. ISO 7241 part A interchange.



Applications



Pressure Drop



Test performed according to ISO 18869

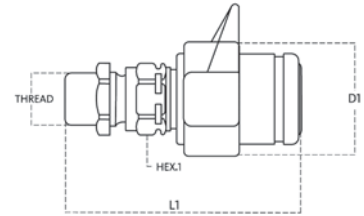
Technical Specifications

dash	Size		Working Pressure (MPa)	Flow Rate (l/min)	Spillage (ml)	Force to Connect (N)	Burst pressure (MPa)		
	mm	inch					Male	Female	Male + Female
08	12.5	1/2"	25	75	1.8	170	100	100	

Material	Steel
Seals	NBR
Working temperatures	- 25 °C to + 125 °C
Surface treatment	MATE 500 (CrIII)
Series Interchange	ISO 7241 part A

Valve Type	Poppet
Connection	Sleeve Retraction
Disconnection	Sleeve Retraction
Connection Under Pressure	Allowed Male Half up to W.P.





3CNV

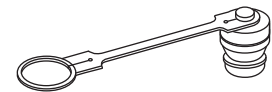
Size		Thread details			FEMALE						
mm	inch	Thread Type	Standard	Thread	Part Number	L (L1 + Thread)		D1		HEX1	
						mm	inch	mm	inch	mm	inch
12.5	1/2"	12/ SAE	ISO 8434-3	13/16"-16 UN MALE BULKHEAD ORFS	3CNV0812/12S F	109	4.29	48	1.89	27	1.06

3CNV Accessories and Spares



PVC dust protections

pag 129



Aluminium dust protections

pag 133



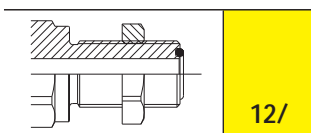
Acetal Resin dust protections

pag 134



Seals Kits

pag 136



3NV

Push-pull couplings for agriculture.

Female couplings connectable with the male part under residual pressure. A sleeve retraction facilitator helps to connect and disconnect. ISO 7241 part A interchange.



Technical Specifications

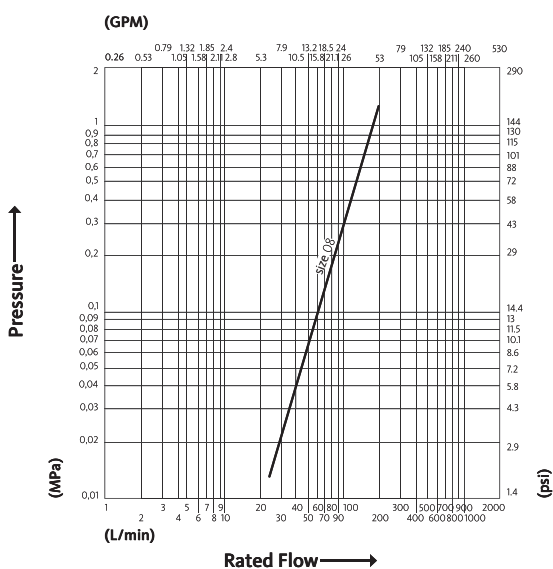
dash	Size		Working Pressure (MPa)	Flow Rate (l/min)	Spillage (ml)	Force to Connect (N)	Burst pressure (MPa)		
	mm	inch					Male	Female	Male + Female
08	12.5	1/2"	25	75	1.8	110	100	100	

Material	Steel
Seals	NBR
Working temperatures	- 25 °C to + 125 °C
Surface treatment	MATE 500 (CrIII)
Series Interchange	ISO 7241 part A

Applications



Pressure Drop

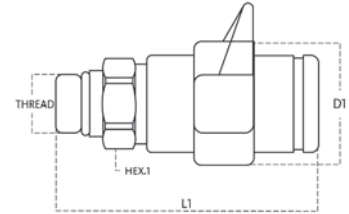


Test performed according to ISO 18869

Valve Type	Poppet
Connection	Sleeve Retraction
Disconnection	Sleeve Retraction
Connection Under Pressure	Allowed Male Half up to W.P.



3NV



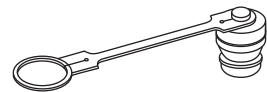
Size		Thread details			FEMALE						
mm	inch	Thread Type	Standard	Thread	Part Number	L (L1 + Thread)		D1		HEX1	
						mm	inch	mm	inch	mm	inch
12.5	1/2"	0/ SAE	ISO 11926-1	3/4"-16 UNF FEMALE ORB	3NV 12-12SAE F	100	3.94	48	1.89	27	1.06
12.5	1/2"	01/ SAE	ISO 11926-3	7/8"-14 UNF MALE	3NV1/78 UNF F	102.6	4.04	48	1.89	32	1.26

3NV Accessories and Spares



PVC dust protections

pag 129



Aluminium dust protections

pag 133



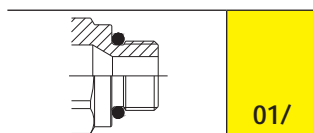
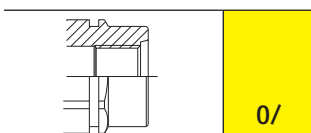
Acetal Resin dust protections

pag 134



Seals Kits

pag 136



3CPV



Push-pull couplings for agriculture, ISO-A interchange.

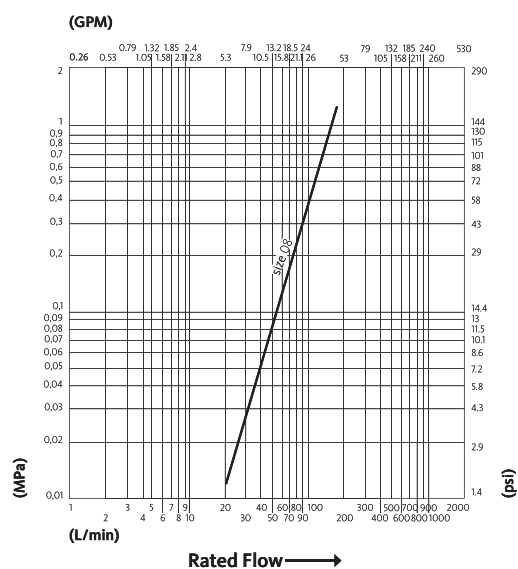
Push-pull couplings designed for panel mounting and connection to flexible hoses. Connectable with male under residual pressure. Breakaway function. ISO 7241 part A interchange.



Applications



Pressure Drop



Test performed according to ISO 18869

Technical Specifications

dash	Size mm	inch	Working Pressure (MPa)	Flow Rate (l/min)	Spillage (ml)	Force to Connect (N)	Burst pressure (MPa)		
							Male	Female	Male + Female
08	12.5	1/2"	25	75	1.8	170	100	100	

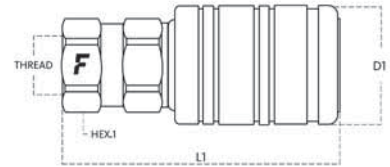
Material	Steel
Seals	NBR
Working temperatures	- 25 °C to + 125 °C
Surface treatment	MATE 500 (CrIII)
Series Interchange	ISO 7241 part A

Valve Type	Poppet
Connection	Push to Connect*
Disconnection	Pull to Disconnect*
Connection Under Pressure	Allowed Male Half up to W.P.



* If panel mounted through the sleeve. Otherwise sleeve retraction.

3CPV



Size		Thread details			FEMALE						
mm	inch	Thread Type	Standard	Thread	Part Number	L (L1 + Thread)		D1		HEX1	
						mm	inch	mm	inch	mm	inch
12.5	1/2"	O/ SAE	ISO 11926-1	3/4" - 16 UNF FEMALE ORB	3CPV34UNF F MF	89.7	3.53	38	1.5	27	1.06
12.5	1/2"	F NPTF	ANSI B1.20.3	NPTF 1/2" FEMALE	3CPV12NPT F T	89.7	3.53	38	1.5	27	1.06
12.5	1/2"	O/ SAE	ISO 11926-1	3/4"-16 UNF FEMALE ORB	3CPV 34 UNF F	89.7	3.53	38	1.5	27	1.06
12.5	1/2"	F BSPP	ISO 1179-1	BSPP 1/2" FEMALE	3CPV 12 GAS F	89.7	3.53	38	1.5	27	1.06
12.5	1/2"	13/ SAE	ISO 8434-2	3/4"-16 UNF MALE JIC	3CPV13/12SAE F	91.7	3.61	38	1.5	27	1.06

3CPV Accessories and Spares



PVC dust protections

pag 129



Aluminium dust protections

pag 133



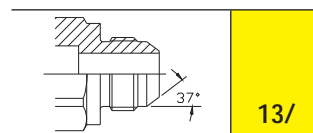
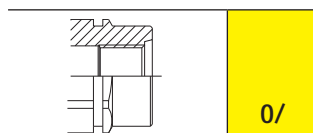
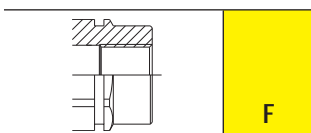
Acetal Resin dust protections

pag 134



Seals Kits

pag 136



3CFPV



Push-pull female couplings for agriculture.

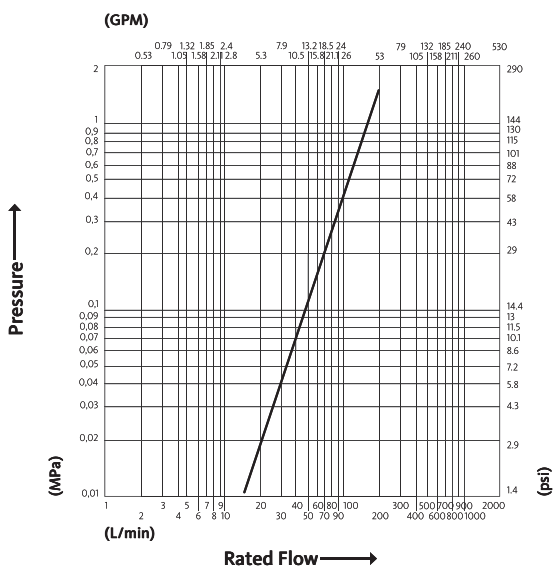
Push-pull couplings, connectable with male under residual pressure. Breakaway function. Can be screwed directly into valve ports or rigid pipes. ISO 7241 part A interchange.



Applications



Pressure Drop



Test performed according to ISO 18869

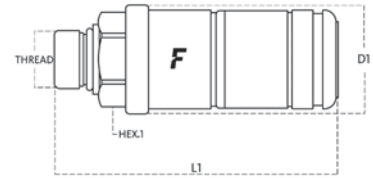
Technical Specifications

dash	Size		Working Pressure (MPa)	Flow Rate (l/min)	Spillage (ml)	Force to Connect (N)	Burst pressure (MPa)		
	mm	inch					Male	Female	Male + Female
08	12.5	1/2"	25	70	2	250		100	110

Material	Steel
Seals	NBR
Working temperatures	- 25 °C to + 125 °C
Surface treatment	MATE 500 (CrIII)
Series Interchange	ISO 7241 part A

Valve Type	Poppet
Connection	Push to Connect
Disconnection	Pull to Disconnect
Connection Under Pressure	Allowed Male Half up to W.P.

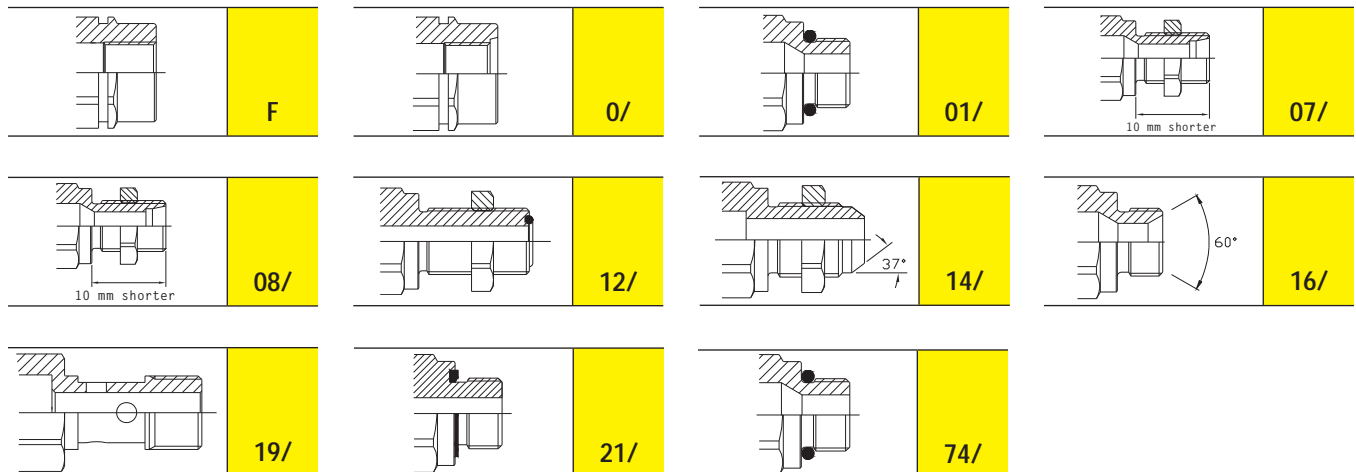




3CFPV

Size		Thread details			FEMALE						
mm	inch	Thread Type	Standard	Thread	Part Number	L (L1 + Thread)		D1		HEX1	
						mm	inch	mm	inch	mm	inch
12.5	1/2"	01/ SAE	ISO 11926-3	3/4"-16 UNF MALE	3CFPV1/34UNF F	106.8	4.2	42	1.65	32	1.26
12.5	1/2"	F NPTF	ANSI B1.20.3	NPTF 1/2" FEMALE	3CFPV12NPT F TN	107.2	4.22	42	1.65	27	1.06
12.5	1/2"	F NPTF	ANSI B1.20.3	NPTF 1/2" FEMALE	3CFPV12NPT F T	107.2	4.22	42	1.65	27	1.06
12.5	1/2"	O/ SAE	ISO 11926-1	3/4"-16 UNF FEMALE ORB	3CFPV 34 UNF F	107.2	4.22	42	1.65	27	1.06
12.5	1/2"	F NPTF	ANSI B1.20.3	NPTF 1/2" FEMALE	3CFPV 12 NPT F	107.2	4.22	42	1.65	27	1.06
12.5	1/2"	F BSPP	ISO 1179-1	BSPP 1/2" FEMALE	3CFPV 12 GAS F	107.2	4.22	42	1.65	27	1.06
12.5	1/2"	16/ METRIC	DIN 3863 (int) - DIN 3853-S (ext)	M20x1.5 MALE	3CFPV0816/2015 F	108	4.25	28	1.1	28	1.1
12.5	1/2"	01/ SAE	ISO 11926-3	3/4"-16 UNF MALE	3CFPV081/12S F	108.2	4.26	42	1.65	32	1.26
12.5	1/2"	01/ SAE	ISO 11926-3	7/8"-14 UNF MALE	3CFPV1/78UNF F	108.4	4.27	42	1.65	32	1.26
12.5	1/2"	01/ SAE	ISO 11926-3	7/8"-14 UNF MALE	3CFPV081/58S F	108.7	4.28	42	1.65	32	1.26
12.5	1/2"	74/ BSPP	JIS B 2351-1	BSPP 3/8 MALE	3CFPV0874/38G F	109.2	4.3	42	1.65	32	1.26
12.5	1/2"	01/ BSPP	ISO 1179-3	1/2" BSPP MALE	3CFPV081/12G F	109.7	4.32	42	1.65	32	1.26
12.5	1/2"	01/ METRIC	ISO 6149-2	M18x1.5 MALE	3CFPV0821/18F U	109.7	4.32	42	1.65	32	1.26
12.5	1/2"	21/ METRIC	ISO 9974-2	M22x1.5 MALE	3CFPV21/22F U	110.2	4.34	42	1.65	32	1.26
12.5	1/2"	21/ METRIC	ISO 9974-2	M22x1.5 MALE	3CFPV21/2215 F	110.2	4.34	42	1.65	32	1.26
12.5	1/2"	21/ METRIC	ISO 9974-2	M22x1.5 MALE	3CFPV 1/2215 F	110.7	4.36	42	1.65	32	1.26
12.5	1/2"	01/ METRIC	ISO 6149-2	M18x1.5 MALE	3CFPV081/1815F A	113.2	4.46	38	1.5	32	1.26
12.5	1/2"	01/ METRIC	ISO 6149-2	M18x1.5 MALE	3CFPV 1/1815 F	113.2	4.46	42	1.65	32	1.26
12.5	1/2"	08/ METRIC	ISO 8434-1-S	M24x1.5 MALE BULKHEAD SHORT 16S	3CFPV 8/2415 F	121.4	4.78	42	1.65	32	1.26
12.5	1/2"	07/ METRIC	ISO 8434-1-L	M18x1.5 MALE BULKHEAD SHORT 12L	3CFPV087/18F U	122.2	4.81	42	1.65	32	1.26
12.5	1/2"	07/ METRIC	ISO 8434-1-L	M18x1.5 MALE BULKHEAD SHORT 12L	3CFPV 7/1815 F	122.2	4.81	42	1.65	32	1.26
12.5	1/2"	07/ METRIC	ISO 8434-1-L	M22x1.5 MALE BULKHEAD SHORT 15L	3CFPV087/22F U	123.4	4.86	42	1.65	32	1.26
12.5	1/2"	07/ METRIC	ISO 8434-1-L	M22x1.5 MALE BULKHEAD SHORT 15L	3CFPV 7/2215 F	123.4	4.86	42	1.65	32	1.26
12.5	1/2"	14/ SAE	ISO 8434-2	3/4"-16 UN MALE BULKHEAD JIC	3CFPV14/34UNF F	124.8	4.91	42	1.65	32	1.26
12.5	1/2"	07/ METRIC	ISO 8434-1-L	M26x1.5 MALE BULKHEAD SHORT 18L	3CFPV087/2615 F	126.2	4.97	42	1.65	32	1.26
12.5	1/2"	14/ SAE	ISO 8434-2	7/8"-14 UNF MALE BULKHEAD JIC	3CFPV14/78UNF F	128.7	5.07	42	1.65	32	1.26
12.5	1/2"	12/ SAE	ISO 8434-3	1"-14 UNS MALE BULKHEAD ORFS	3CFPV12/1UNSF U	130.2	5.13	42	1.65	32	1.26
12.5	1/2"	12/ SAE	ISO 8434-3	1"-14 UNS MALE BULKHEAD ORFS	3CFPV12/1UNS F	130.2	5.13	42	1.65	32	1.26
12.5	1/2"	19/ METRIC	DIN 7642	M22x1.5 MALE	3CFPV19/2215 F	134.7	5.3	42	1.65	32	1.26
12.5	1/2"	19/ METRIC	DIN 7642	M22x1.5 MALE	3CFPV0819/22F AR	135.7	5.34	38	1.5	32	1.26
12.5	1/2"	19/ METRIC	DIN 7642	M22x1.5 MALE	3CFPV19/22FSDF U	137.7	5.42	42	1.65	32	1.26

NOTE: Part Number ending with "U" have seals in PUR.

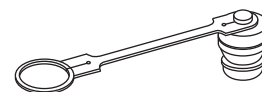


3CFPV Accessories and Spares



PVC dust protections

pag 129



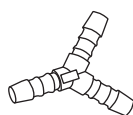
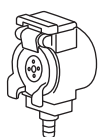
Aluminium dust protections

pag 133



Acetal Resin dust protections

pag 134



Modular automatic caps with Oil Collecting System

pag 135



Seals Kits

pag 136

HF 3CFHF



Push-pull female couplings for agriculture with higher flow rate, up to 250 l/min.

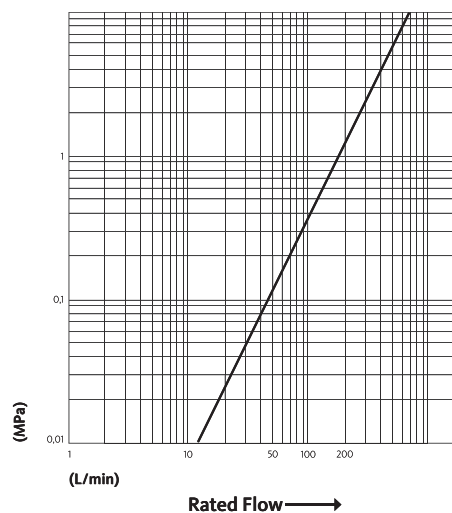
Push-pull couplings for high flow rate applications, connectable with male under residual pressure. Breakaway function. Can be screwed directly into valve ports or rigid pipes. ISO 7241 part A interchange. Flow rate up to 250 l/min.



Applications



Pressure Drop



Test performed according to ISO 18869

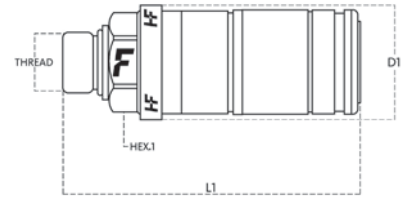
Technical Specifications

dash	Size		Working Pressure (MPa)	Flow Rate (l/min)	Spillage (ml)	Force to Connect (N)	Burst pressure (MPa)		
	mm	inch					Male	Female	Male + Female
08	12.5	1/2"	25	70	2	250	100	110	

Material	Steel
Seals	PUR
Working temperatures	- 25 °C to + 100 °C
Surface treatment	MATE 500 (CrIII)
Series Interchange	ISO 7241 part A

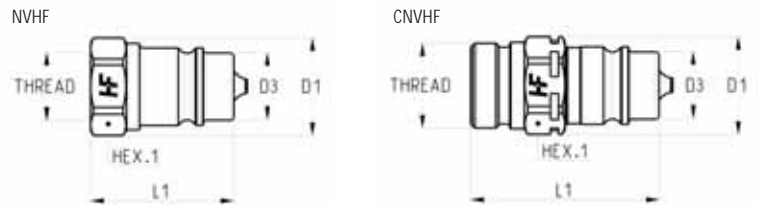
Valve Type	Poppet
Connection	Push to Connect
Disconnection	Pull to Disconnect
Connection Under Pressure	Allowed Male Half up to W.P.



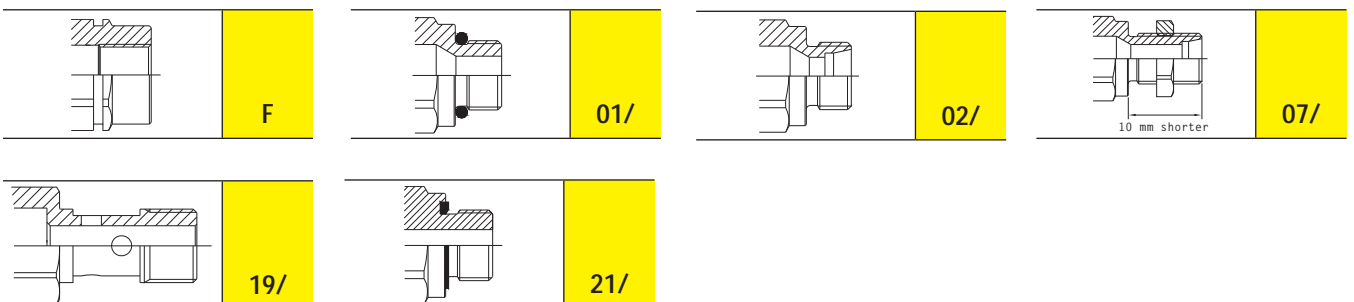


3CFHF

Size		Thread details			FEMALE							
mm	inch	Thread Type	Standard	Thread	Part Number	L (L1 + Thread)		D1		HEX1		
						mm	inch	mm	inch	mm	inch	
12.5	1/2"	01/ SAE	ISO 11926-3	3/4"-16 UNF MALE	3CFHF081/12SAE F	108.2	4.26	42	1.65	32	1.26	
12.5	1/2"	07/ METRIC	ISO 8434-1-L	M22x1.5 MALE BULKHEAD SHORT 15L	3CFHF087/2215 F	122.4	4.82	42	1.65	32	1.26	
12.5	1/2"	07/ METRIC	ISO 8434-1-L	M18x1.5 MALE BULKHEAD SHORT 12L	3CFHF087/1815 F	121.2	4.77	42	1.65	32	1.26	
12.5	1/2"	19/ METRIC	DIN 7642	M22x1.5 MALE	3CFHF0819/2215 F	134.7	5.3	42	1.65	32	1.26	
12.5	1/2"	F NPTF	ANSI B1.20.3	NPTF 1/2" FEMALE	3CFHF08 12NPT F	106.2	4.18	42	1.65	27	1.06	
12.5	1/2"	F BSPP	ISO 1179-1	BSPP 1/2" FEMALE	3CFHF08 12GAS F	106.2	4.18	42	1.65	27	1.06	
12.5	1/2"	01/ METRIC	ISO 6149-2	M22x1.5 MALE	3CFHF081/2215 F	109.7	4.32	42	1.65	32	1.26	
12.5	1/2"	01/ METRIC	ISO 6149-2	M18x1.5 MALE	3CFHF081/1815 F	112.2	4.42	42	1.65	32	1.26	
12.5	1/2"	21/ METRIC	ISO 9974-2	M22x1.5 MALE	3CFHF0821/2215 F	109.2	4.3	42	1.65	32	1.26	



Size		Thread details			MALE								
mm	inch	Thread Type	Standard	Thread	Part Number	L (L1 + Thread)		D1		D3		HEX1	
						mm	inch	mm	inch	mm	inch	mm	inch
12.5	1/2"	F BSPP	ISO 1179-1	BSPP 1/2 FEMALE	NVHF08 GAS M	44	1.73	30	1.18	20.5	0.81	27	1.06
12.5	1/2"	F BSPP	ISO 1179-1	BSPP 3/8 FEMALE	CNVHF08 38GAS M	57	2.24	30	1.18	20.5	0.81	27	1.06
12.5	1/2"	02/ METRIC	ISO 8434-1-L	M18x1.5 MALE 12L	CNVHF082/1815 M	57	2.24	30	1.18	20.5	0.81	27	1.06
12.5	1/2"	02/ METRIC	ISO 8434-1-L	M22x1.5 MALE 15L	CNVHF082/2215 M	58	2.28	30	1.18	20.5	0.81	27	1.06
12.5	1/2"	02/ METRIC	ISO 8434-1-L	M26x1.5 MALE 18L	CNVHF082/2615 M	58	2.28	30	1.18	20.5	0.81	27	1.06

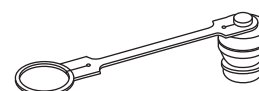


3CFHF Accessories and Spares



PVC dust protections

pag 129



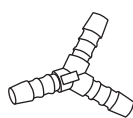
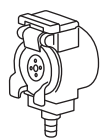
Aluminium dust protections

pag 133



Acetal Resin dust protections

pag 134



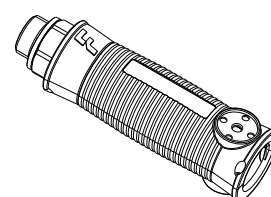
Modular automatic caps with Oil Collecting System

pag 135



Seals Kits

pag 136



Line Identification System

pag 137

HF 3CKHF



Compact push-pull female couplings for agriculture with higher flow rate, up to 250 l/min.

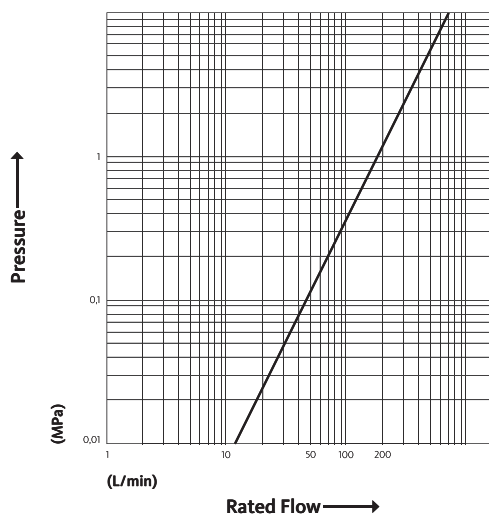
Compact push-pull couplings for application with higher flow rate and limited space, connectable with male under residual pressure. Breakaway function. Can be screwed directly into valve ports or rigid pipes. ISO 7241 part A interchangeable. Flow rate up to 250 l/min. Reduced dimensions: 15 mm shorter than standard version.



Applications



Pressure Drop



Test performed according to ISO 18869

Technical Specifications

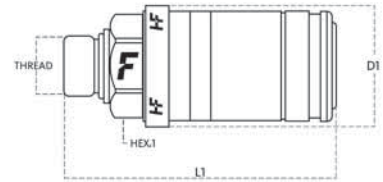
dash	Size		Working Pressure (MPa)	Flow Rate (l/min)	Spillage (ml)	Force to Connect (N)	Burst pressure (MPa)		
	mm	inch					Male	Female	Male + Female
08	12.5	1/2"	25	70	2	250	100	110	

Material	Steel
Seals	PUR
Working temperatures	- 25 °C to + 100 °C
Surface treatment	MATE 500 (CrIII)
Series Interchange	ISO 7241 part A

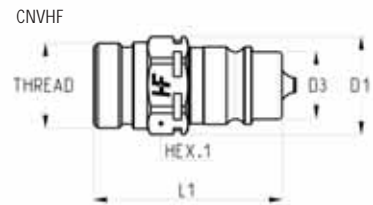
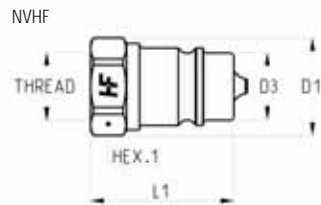
Valve Type	Poppet
Connection	Push to Connect
Disconnection	Pull to Disconnect
Connection Under Pressure	Allowed Male Half up to W.P.



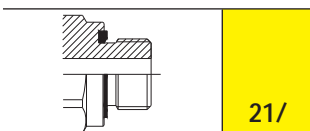
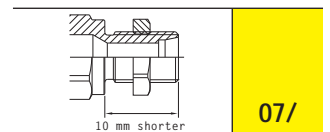
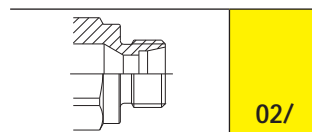
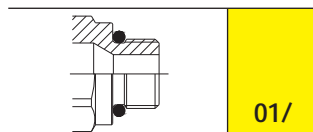
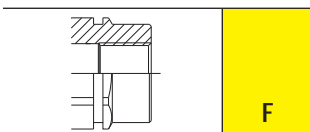
3CKHF



Size		Thread details			FEMALE						
mm	inch	Thread Type	Standard	Thread	Part Number	L (L1 + Thread)		D1		HEX1	
						mm	inch	mm	inch	mm	inch
12.5	1/2"	07/ METRIC	ISO 8434-1-L	M26x1.5 MALE BULKHEAD SHORT 18L	3CKHF087/2615 F	110.2	4.34	42	1.65	32	1.26
12.5	1/2"	07/ METRIC	ISO 8434-1-L	M22x1.5 MALE BULKHEAD SHORT 15L	3CKHF087/2215 F	107.4	4.23	42	1.65	32	1.26
12.5	1/2"	07/ METRIC	ISO 8434-1-L	M18x1.5 MALE BULKHEAD SHORT 12L	3CKHF087/1815 F	106.2	4.18	42	1.65	32	1.26
12.5	1/2"	01/ METRIC	ISO 6149-2	M22x1.5 MALE	3CKHF081/2215 F	109.7	4.32	42	1.65	32	1.26
12.5	1/2"	21/ METRIC	ISO 9974-2	M22x1.5 MALE	3CKHF0821/2215 F	94.2	3.71	42	1.65	32	1.26



Size		Thread details			MALE								
mm	inch	Thread Type	Standard	Thread	Part Number	L (L1 + Thread)		D1		D3		HEX1	
						mm	inch	mm	inch	mm	inch	mm	inch
12.5	1/2"	F BSPP	ISO 1179-1	BSPP 1/2 FEMALE	NVHF08 GAS M	44	1.73	30	1.18	20.5	0.81	27	1.06
12.5	1/2"	F BSPP	ISO 1179-1	BSPP 3/8 FEMALE	CNVHF08 38GAS M	57	2.24	30	1.18	20.5	0.81	27	1.06
12.5	1/2"	02/ METRIC	ISO 8434-1-L	M18x1.5 MALE 12L	CNVHF082/1815 M	57	2.24	30	1.18	20.5	0.81	27	1.06
12.5	1/2"	02/ METRIC	ISO 8434-1-L	M22x1.5 MALE 15L	CNVHF082/2215 M	58	2.28	30	1.18	20.5	0.81	27	1.06
12.5	1/2"	02/ METRIC	ISO 8434-1-L	M26x1.5 MALE 18L	CNVHF082/2615 M	58	2.28	30	1.18	20.5	0.81	27	1.06

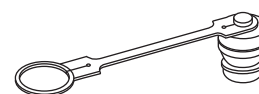


3CKHF Accessories and Spares



PVC dust protections

pag 129



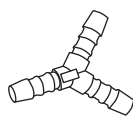
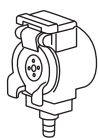
Aluminium dust protections

pag 133



Acetal Resin dust protections

pag 134



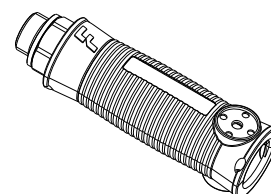
Modular automatic caps with Oil Collecting System

pag 135



Seals Kits

pag 136



Line Identification System

pag 137

4PV



Push-pull female couplings for agriculture with pressure relief valve.

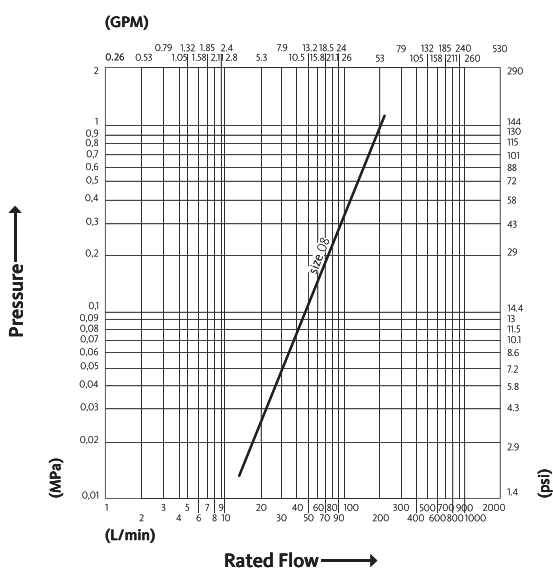
Push-pull couplings, designed for panel mounting installation. Thanks to a microvalve it's possible to easily spill some oil when necessary in order to relieve the residual pressure into the female half. BSP and NPT female thread available. Breakaway function. ISO 7241 part A interchange.



Applications



Pressure Drop



Test performed according to ISO 18869

Technical Specifications

dash	Size		Working Pressure (MPa)	Flow Rate (l/min)	Spillage (ml)	Force to Connect (N)	Burst pressure (MPa)		
	mm	inch					Male	Female	Male + Female
08	12.5	1/2"	25	75	1.8	110	100	100	

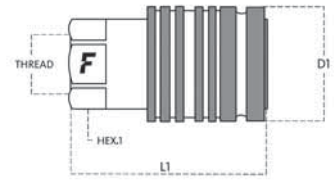
Material	Steel
Seals	NBR
Working temperatures	- 25 °C to + 125 °C
Surface treatment	MATE 500 (CrIII)
Series Interchange	ISO 7241 part A

Valve Type	Poppet
Connection	Push to Connect*
Disconnection	Pull to Disconnect*
Connection Under Pressure	Allowed Residual



* If panel mounted through the sleeve. Otherwise sleeve retraction.

4PV



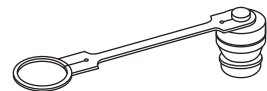
Size		Thread details			FEMALE						
mm	inch	Thread Type	Standard	Thread	Part Number	L (L1 + Thread)		D1		HEX1	
						mm	inch	mm	inch	mm	inch
12.5	1/2"	F BSPP	ISO 1179-1	BSPP 1/2" FEMALE	4PV 12 GAS F	66	2.6	38	1.5	27	1.06

4PV Accessories and Spares



PVC dust protections

pag 129



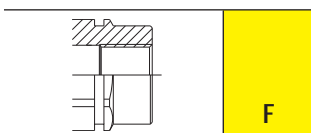
Aluminium dust protections

pag 133



Seals Kits

pag 136



4CPV



Push-pull female couplings for agriculture with pressure relief valve.

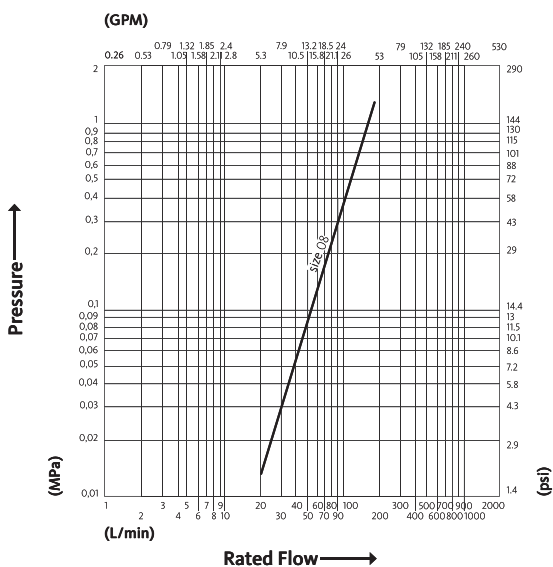
Push-pull couplings, designed for panel mounting installation. Thanks to a microvalve it's possible to easily spill some oil when necessary in order to relieve the residual pressure into the female half. Wide range of male threads available. Breakaway function. ISO 7241 part A interchange.



Applications



Pressure Drop



Test performed according to ISO 18869

Technical Specifications

dash	Size		Working Pressure (MPa)	Flow Rate (l/min)	Spillage (ml)	Force to Connect (N)	Burst pressure (MPa)		
	mm	inch					Male	Female	Male + Female
08	12.5	1/2"	25	75	1.8	110	100	100	

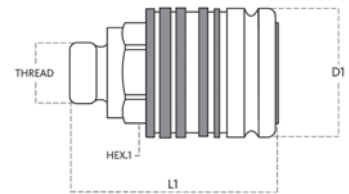
Material	Steel
Seals	NBR
Working temperatures	- 25 °C to + 125 °C
Surface treatment	MATE 500 (CrIII)
Series Interchange	ISO 7241 part A

Valve Type	Poppet
Connection	Push to Connect*
Disconnection	Pull to Disconnect*
Connection Under Pressure	Allowed Residual



* If panel mounted through the sleeve. Otherwise sleeve retraction.

4CPV



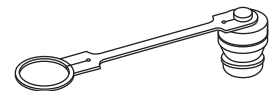
Size		Thread details			FEMALE						
mm	inch	Thread Type	Standard	Thread	Part Number	L (L1 + Thread)		D1		HEX1	
						mm	inch	mm	inch	mm	inch
12.5	1/2"	O2/ METRIC	ISO 8434-1-L	M18x1.5 MALE 12L	4CPV082/1815 F	62.3	2.45	38	1.5	27	1.06

4CPV Accessories and Spares



PVC dust protections

pag 129



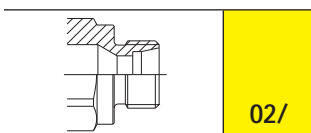
Aluminium dust protections

pag 133



Seals Kits

pag 136



4NV



Standard couplings for agriculture with pressure relief valve.

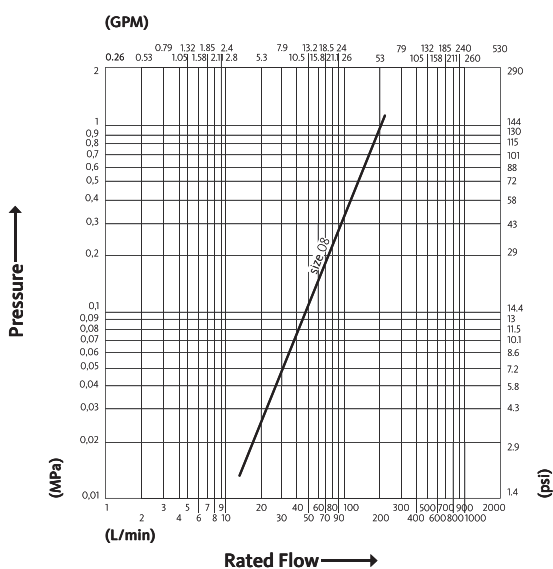
Standard 1/2" couplings for agriculture allowing an easy relief of residual pressure thanks to a microvalve. ISO 7241 part A interchange.



Applications



Pressure Drop



Test performed according to ISO 18869

Technical Specifications

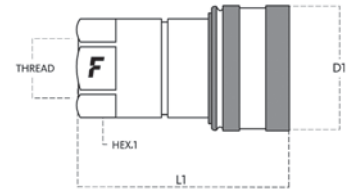
dash	Size		Working Pressure (MPa)	Flow Rate (l/min)	Spillage (ml)	Force to Connect (N)	Burst pressure (MPa)		
	mm	inch					Male	Female	Male + Female
08	12.5	1/2"	25	75	1.8	110	100	100	100

Material	Steel
Seals	NBR
Working temperatures	- 25 °C to + 125 °C
Surface treatment	MATE 500 (CrIII)
Series Interchange	ISO 7241 part A

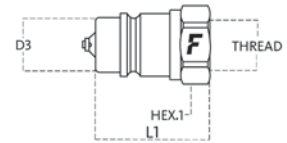
Valve Type	Poppet
Connection	Sleeve Retraction
Disconnection	Sleeve Retraction
Connection Under Pressure	Allowed Residual



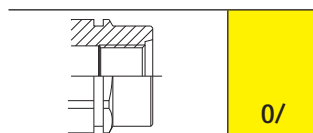
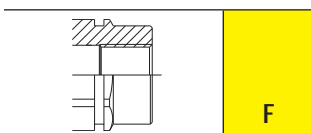
4NV



Size		Thread details			FEMALE							
mm	inch	Thread Type	Standard	Thread	Part Number	L (L1 + Thread)		D1		HEX1		
						mm	inch	mm	inch	mm	inch	
12.5	1/2"	F JPT	UNI EN 10226-2	RC 1 FEMALE (JPT)	4NV 12 JPT F	66	2.6	38	1.5	27	1.06	
12.5	1/2"	F BSPP	ISO 1179-1	BSPP 1/2" FEMALE	4NV 12 GAS F	66	2.6	38	1.5	27	1.06	



Size		Thread details			MALE								
mm	inch	Thread Type	Standard	Thread	Part Number	L (L1 + Thread)		D1		D3		HEX1	
						mm	inch	mm	inch	mm	inch	mm	inch
12.5	1/2"	F JPT	UNI EN 10226-2	RC 1/2 FEMALE (JPT)	4NV 12 JPT M	44	1.73	30	1.18	20.5	0.81	27	1.06
12.5	1/2"	O/ SAE	ISO 11926-1	3/4"-16 UNF FEMALE ORB	4NV 12-12SAE M	44	1.73	30	1.18	20.5	0.81	27	1.06
12.5	1/2"	F NPTF	ANSI B1.20.3	NPTF 1/2" FEMALE	4NV 12 NPT M	44	1.73	30	1.18	20.5	0.81	27	1.06
12.5	1/2"	F BSPP	ISO 1179-1	BSPP 1/2" FEMALE	4NV 12 GAS M	44	1.73	30	1.18	20.5	0.81	27	1.06

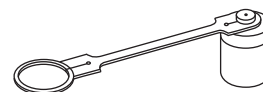
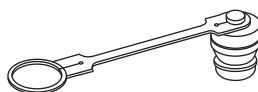


4NV Accessories and Spares



PVC dust protections

pag 129



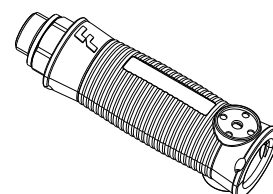
Aluminium dust protections

pag 133



Seals Kits

pag 136



Line Identification System

pag 137

4SRPV

Push-pull female couplings for agriculture.

Push-pull couplings, connectable under residual pressure in both male and female side. Can be screwed directly into valve ports or rigid pipes. Breakaway function. ISO 7241 part A interchange.



Technical Specifications

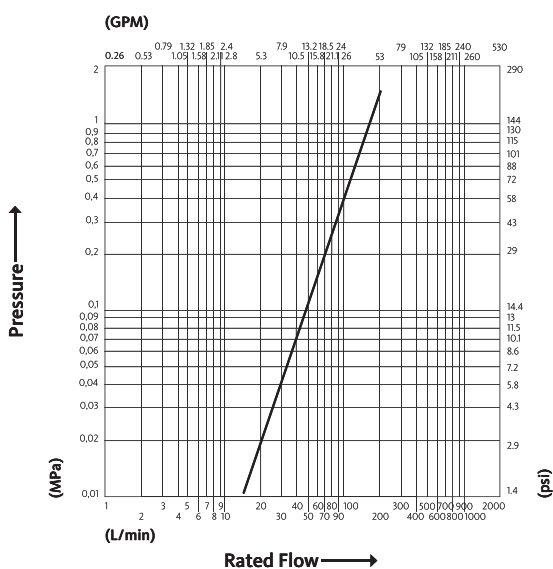
dash	Size		Working Pressure (MPa)	Flow Rate (l/min)	Spillage (ml)	Force to Connect (N)	Burst pressure (MPa)		
	mm	inch					Male	Female	Male + Female
08	12.5	1/2"	25	70	2	250		100	100

Material	Steel
Seals	NBR
Working temperatures	- 25 °C to + 125 °C
Surface treatment	MATE 500 (CrIII)
Series Interchange	ISO 7241 part A

Applications



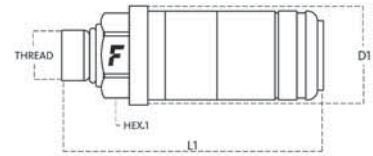
Pressure Drop



Test performed according to ISO 18869

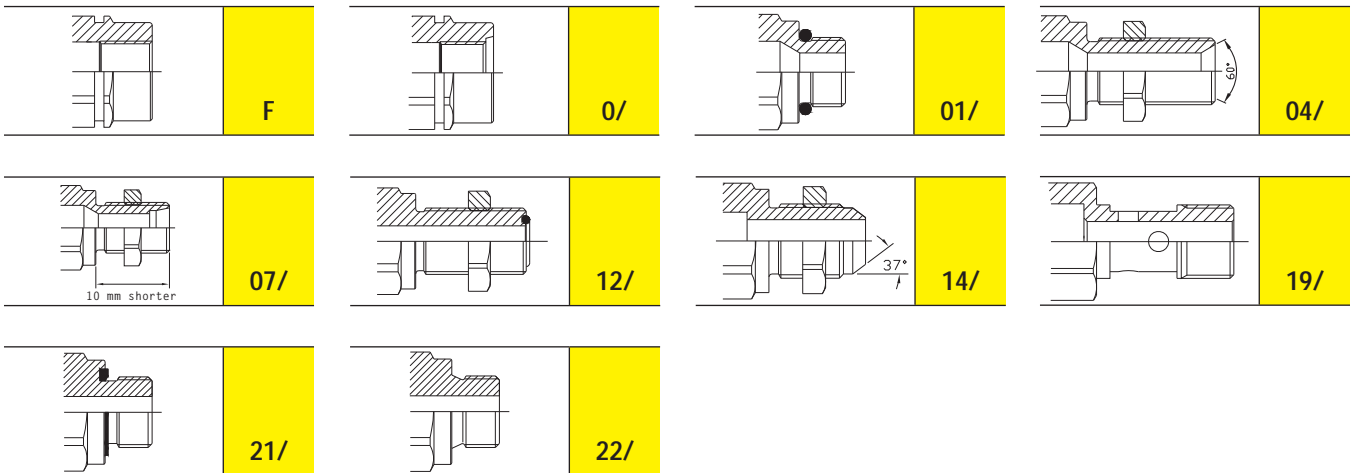
Valve Type	Poppet
Connection	Push to Connect
Disconnection	Pull to Disconnect
Connection Under Pressure	Allowed Both Halves up to W.P.





4SRPV

Size		Thread details			FEMALE						
mm	inch	Thread Type	Standard	Thread	Part Number	L (L1 + Thread)		D1		HEX1	
						mm	inch	mm	inch	mm	inch
12.5	1/2"	07/ METRIC	ISO 8434-1-L	M18x1.5 MALE BULKHEAD SHORT 12L	4SRPV087/1815F H	124	4.88	42	1.65	32	1.26
12.5	1/2"	04/ BSPP	ISO 8434-6	BSPP 5/8 MALE BULKHEAD	4SRPV084/58GF H	132.5	5.22	42	1.65	32	1.26
12.5	1/2"	04/ BSPP	ISO 8434-6	BSPP 3/8 MALE BULKHEAD	4SRPV084/38GF H	132.5	5.22	42	1.65	32	1.26
12.5	1/2"	04/ BSPP	ISO 8434-6	BSPP 1/2 MALE BULKHEAD	4SRPV084/12GF H	133	5.24	42	1.65	32	1.26
12.5	1/2"	22/ BSPP	BS 5200	BSPP 3/8 MALE	4SRPV0822/38GF H	112	4.41	38	1.5	32	1.26
12.5	1/2"	19/ METRIC	DIN 7642	M22x1.5 MALE	4SRPV0819/22F H	136.5	5.37	42	1.65	32	1.26
12.5	1/2"	14/ SAE	ISO 8434-2	7/8"-14 UNF MALE BULKHEAD JIC	4SRPV0814/58SF H	130.5	5.14	42	1.65	32	1.26
12.5	1/2"	12/ SAE	ISO 8434-3	1-3/16"-12 UN MALE BULKHEAD ORFS	4SRPV0812/34SF H	132	5.2	42	1.65	36	1.42
12.5	1/2"	21/ METRIC	ISO 9974-2	M22x1.5 MALE	4SRPV081/22FUMC	111	4.37	42	1.65	32	1.26
12.5	1/2"	0/ SAE	ISO 11926-1	3/4"-16 UNF FEMALE ORB	4SRPV08 12SF H	109	4.29	42	1.65	27	1.06
12.5	1/2"	F NPTF	ANSI B1.20.3	NPTF 1/2" FEMALE	4SRPV08 12NF H	109	4.29	42	1.65	27	1.06
12.5	1/2"	01/ METRIC	ISO 6149-2	M22x1,5 MALE	4SRPV0821/22FA H	112	4.41	38	1.5	32	1.26
12.5	1/2"	F BSPP	ISO 1179-1	BSPP 1/2" FEMALE	4SRPV08 12GF H	109	4.29	42	1.65	27	1.06
12.5	1/2"	01/ METRIC	ISO 6149-2	M22x1.5 MALE	4SRPV081/22F H	112.5	4.43	42	1.65	32	1.26
12.5	1/2"	07/ METRIC	ISO 8434-1-L	M22x1.5 MALE BULKHEAD SHORT 15L	4SRPV087/2215F H	125.2	4.93	42	1.65	32	1.26

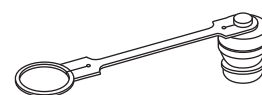


4SRPV Accessories and Spares



PVC dust protections

pag 129




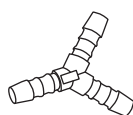
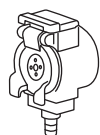
Aluminium dust protections

pag 133



Acetal Resin dust protections

pag 134



Modular automatic caps with Oil Collecting System

pag 135



Seals Kits

pag 136

HF 4SRHF



Push-pull female couplings for agriculture with higher flow rate, up to 250 l/min.

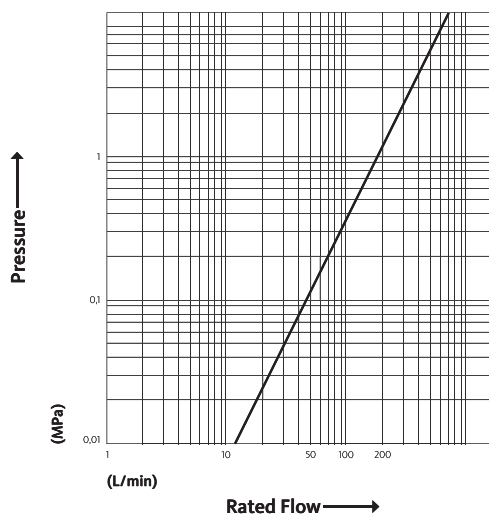
Push-pull couplings for high flow rate applications, connectable under residual pressure in both male and female side. Can be screwed directly into valve ports or rigid pipes. Breakaway function. ISO 7241 part A interchange. Flow rate up to 250 l/min.



Applications



Pressure Drop



Test performed according to ISO 18869

Technical Specifications

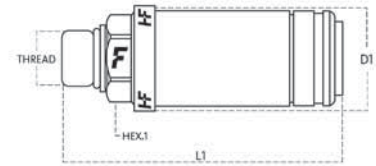
dash	Size		Working Pressure (MPa)	Flow Rate (l/min)	Spillage (ml)	Force to Connect (N)	Burst pressure (MPa)		
	mm	inch					Male	Female	Male + Female
08	12.5	1/2"	25	70	2	250	100	100	100

Material	Steel
Seals	PUR
Working temperatures	- 25 °C to + 100 °C
Surface treatment	MATE 500 (CrIII)
Series Interchange	ISO 7241 part A

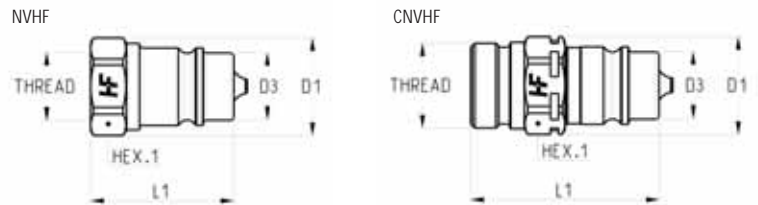
Valve Type	Poppet
Connection	Push to Connect
Disconnection	Pull to Disconnect
Connection Under Pressure	Allowed Both Halves up to W.P.



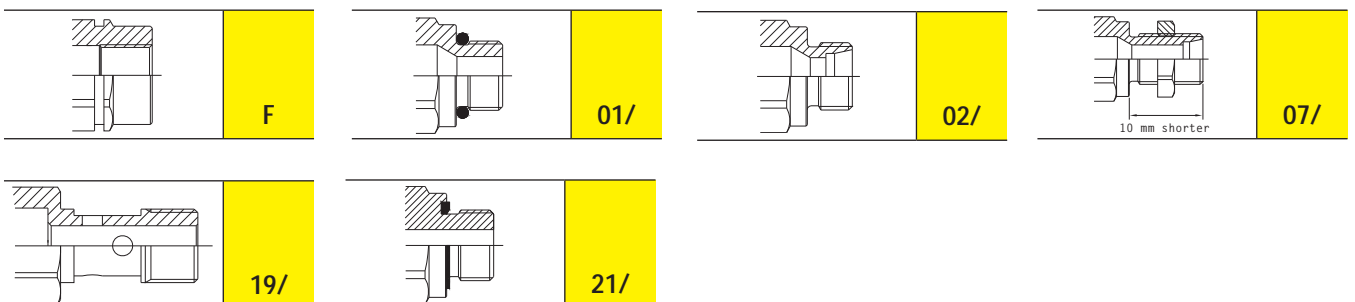
4SRHF



Size		Thread details			FEMALE							
mm	inch	Thread Type	Standard	Thread	Part Number	L (L1 + Thread)		D1		HEX1		
						mm	inch	mm	inch	mm	inch	
12.5	1/2"	01/ SAE	ISO 11926-3	3/4"-16 UNF MALE	4SRHF081/12SAE F	108.2	4.26	42	1.65	32	1.26	
12.5	1/2"	07/ METRIC	ISO 8434-1-L	M22x1.5 MALE BULKHEAD SHORT 15L	4SRHF087/2215 F	122.4	4.82	32	1.26	42	1.65	
12.5	1/2"	07/ METRIC	ISO 8434-1-L	M18x1.5 MALE BULKHEAD SHORT 12L	4SRHF087/1815 F	121.2	4.77	42	1.65	32	1.26	
12.5	1/2"	19/ METRIC	DIN 7642	M22x1.5 MALE	4SRHF0819/2215 F	133.7	5.26	42	1.65	32	1.26	
12.5	1/2"	F NPTF	ANSI B1.20.3	NPTF 1/2" FEMALE	4SRHF08 12NPT F	106.2	4.18	42	1.65	27	1.06	
12.5	1/2"	F BSPP	ISO 1179-1	BSPP 1/2" FEMALE	4SRHF08 12GAS F	106.2	4.18	42	1.65	27	1.06	
12.5	1/2"	01/ METRIC	ISO 6149-2	M22x1.5 MALE	4SRHF081/2215 F	109.7	4.32	42	1.65	32	1.26	
12.5	1/2"	01/ METRIC	ISO 6149-2	M18x1.5 MALE	4SRHF081/1815 F	112.2	4.42	42	1.65	32	1.26	
12.5	1/2"	21/ METRIC	ISO 9974-2	M22x1.5 MALE	4SRHF0821/2215 F	109.2	4.3	42	1.65	32	1.26	



Size		Thread details			MALE								
mm	inch	Thread Type	Standard	Thread	Part Number	L (L1 + Thread)		D1		D3		HEX1	
						mm	inch	mm	inch	mm	inch	mm	inch
12.5	1/2"	F BSPP	ISO 1179-1	BSPP 1/2 FEMALE	NVHF08 GAS M	44	1.73	30	1.18	20.5	0.81	27	1.06
12.5	1/2"	F BSPP	ISO 1179-1	BSPP 3/8 FEMALE	CNVHF08 38GAS M	57	2.24	30	1.18	20.5	0.81	27	1.06
12.5	1/2"	02/ METRIC	ISO 8434-1-L	M18x1.5 MALE 12L	CNVHF082/1815 M	57	2.24	30	1.18	20.5	0.81	27	1.06
12.5	1/2"	02/ METRIC	ISO 8434-1-L	M22x1.5 MALE 15L	CNVHF082/2215 M	58	2.28	30	1.18	20.5	0.81	27	1.06
12.5	1/2"	02/ METRIC	ISO 8434-1-L	M26x1.5 MALE 18L	CNVHF082/2615 M	58	2.28	30	1.18	20.5	0.81	27	1.06

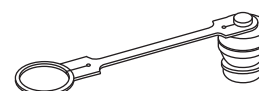


4SRHF Accessories and Spares



PVC dust protections

pag 129




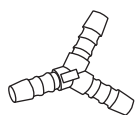
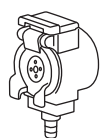
Aluminium dust protections

pag 133



Acetal Resin dust protections

pag 134



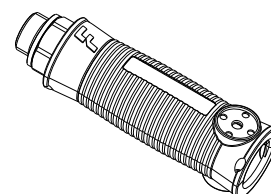
Modular automatic caps with Oil Collecting System

pag 135



Seals Kits

pag 136



Line Identification System

pag 137

HF 4SKHF



Compact push-pull female couplings for agriculture with higher flow rate, up to 250 l/min.

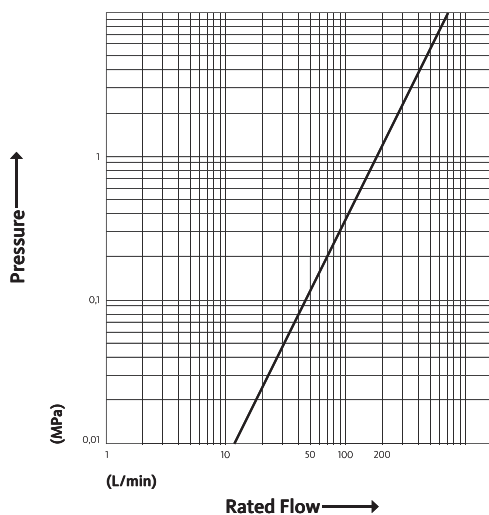
Compact push-pull couplings for application with higher flow rate and limited space, connectable under residual pressure in both male and female side. Can be screwed directly into valve ports or rigid pipes. Breakaway function. ISO 7241 part A interchange. Flow rate up to 250 l/min. Reduced dimensions: 15 mm shorter than standard version.



Applications



Pressure Drop



Test performed according to ISO 18869

Technical Specifications

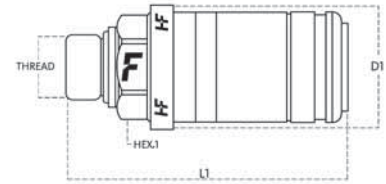
dash	Size		Working Pressure (MPa)	Flow Rate (l/min)	Spillage (ml)	Force to Connect (N)	Burst pressure (MPa)		
	mm	inch					Male	Female	Male + Female
08	12.5	1/2"	25	70	2	250	100	100	100

Material	Steel
Seals	PUR
Working temperatures	- 25 °C to + 100 °C
Surface treatment	MATE 500 (CrIII)
Series Interchange	ISO 7241 part A

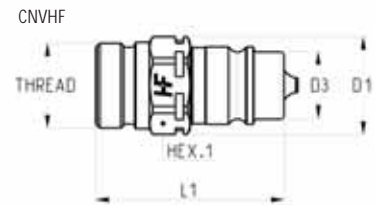
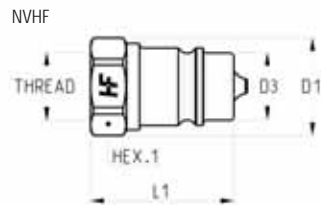
Valve Type	Poppet
Connection	Push to Connect
Disconnection	Pull to Disconnect
Connection Under Pressure	Allowed Both Halves up to W.P.



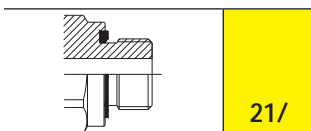
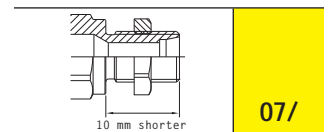
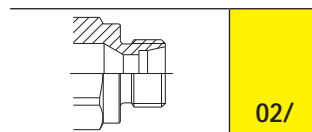
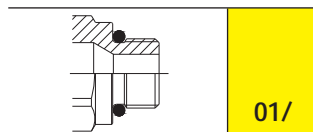
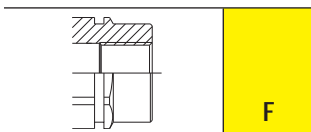
4SKHF



Size		Thread details			FEMALE							
mm	inch	Thread Type	Standard	Thread	Part Number	L (L1 + Thread)		D1		HEX1		
						mm	inch	mm	inch	mm	inch	
12.5	1/2"	07/ METRIC	ISO 8434-1-L	M26x1.5 MALE BULKHEAD SHORT 18L	4SKHF087/2615 F	110.2	4.34	42	1.65	32	1.26	
12.5	1/2"	07/ METRIC	ISO 8434-1-L	M22x1.5 MALE BULKHEAD SHORT 15L	4SKHF087/2215 F	107.4	4.23	42	1.65	32	1.26	
12.5	1/2"	07/ METRIC	ISO 8434-1-L	M18x1.5 MALE BULKHEAD SHORT 12L	4SKHF087/1815 F	106.2	4.18	42	1.65	32	1.26	
12.5	1/2"	01/ METRIC	ISO 6149-2	M22x1.5 MALE	4SKHF081/2215 F	94.7	3.73	42	1.65	32	1.26	
12.5	1/2"	21/ METRIC	ISO 9974-2	M22x1.5 MALE	4SKHF0821/2215 F	94.2	3.71	42	1.65	32	1.26	



Size		Thread details			MALE								
mm	inch	Thread Type	Standard	Thread	Part Number	L (L1 + Thread)		D1		D3		HEX1	
						mm	inch	mm	inch	mm	inch	mm	inch
12.5	1/2"	F BSPP	ISO 1179-1	BSPP 1/2 FEMALE	NVHF08 GAS M	44	1.73	30	1.18	20.5	0.81	27	1.06
12.5	1/2"	F BSPP	ISO 1179-1	BSPP 3/8 FEMALE	CNVHF08 38GAS M	57	2.24	30	1.18	20.5	0.81	27	1.06
12.5	1/2"	02/ METRIC	ISO 8434-1-L	M18x1.5 MALE 12L	CNVHF082/1815 M	57	2.24	30	1.18	20.5	0.81	27	1.06
12.5	1/2"	02/ METRIC	ISO 8434-1-L	M22x1.5 MALE 15L	CNVHF082/2215 M	58	2.28	30	1.18	20.5	0.81	27	1.06
12.5	1/2"	02/ METRIC	ISO 8434-1-L	M26x1.5 MALE 18L	CNVHF082/2615 M	58	2.28	30	1.18	20.5	0.81	27	1.06

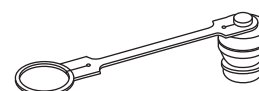


4SKHF Accessories and Spares



PVC dust protections

pag 129



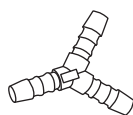
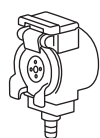
Aluminium dust protections

pag 133



Acetal Resin dust protections

pag 134



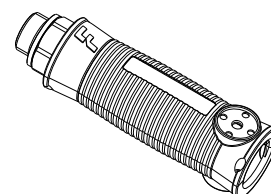
Modular automatic caps with Oil Collecting System

pag 135



Seals Kits

pag 136



Line Identification System

pag 137



6DNPV

Female couplings for agriculture.

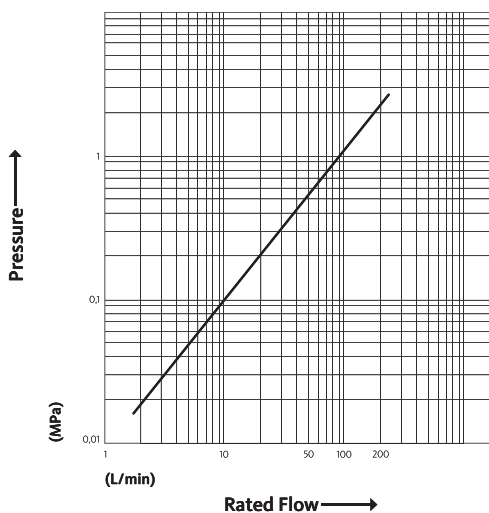
Quick-release couplings for rigid mounting connectable with male and female under pressure, disconnectable under pressure with low effort.



Applications



Pressure Drop



Test performed according to ISO 18869

Technical Specifications

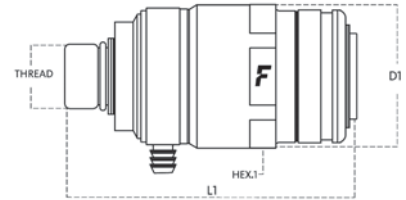
dash	Size		Working Pressure (MPa)	Flow Rate (l/min)	Spillage (ml)	Force to Connect (N)	Burst pressure (MPa)		
	mm	inch					Male	Female	Male + Female
08	12.5	1/2"	25	50	1.4	255	100	100	100

Material	Steel
Seals	NBR; PUR
Working temperatures	- 25 °C to + 125 °C
Surface treatment	MATE 500 (CrIII)
Series Interchange	ISO 7241 part A

Valve Type	Poppet
Connection	Push to Connect
Disconnection	Pull to Disconnect
Connection Under Pressure	Allowed



6DNPV

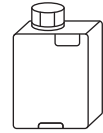

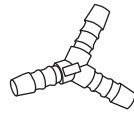
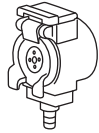


Size		Thread details			FEMALE							
mm	inch	Thread Type	Standard	Thread	Part Number	L (L1 + Thread)		D1		HEX1		
						mm	inch	mm	inch	mm	inch	
12.5	1/2"	01/ METRIC	ISO 6149-2	M22x1.5 MALE	6DNPV081/22F A1	101.7	4	50	1.97	46	1.81	
12.5	1/2"	01/ METRIC	ISO 6149-2	M22x1.5 MALE	6DNPV081/22F B	101.7	4	50	1.97	46	1.81	

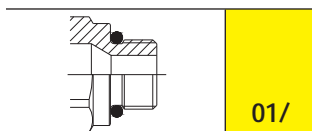
Part Number 6DNPV08 1/22F A1 has single oil collector port.
 Part Number 6DNPV08 1/22F B has double oil collector port.

To order modular automatic caps for 6DNPV with oil-collecting system, part number TARV 34, please contact Faster.

6DNPV Accessories and Spares



Modular automatic caps with Oil Collecting System



VA

Screw to connect couplings for braking systems.

VA couplings are commonly used in agriculture market for braking systems and consequently very similar to VF braking valves. Characterized by screw-to-connect sleeve, their interchangeability is based on market driven standards.



Technical Specifications

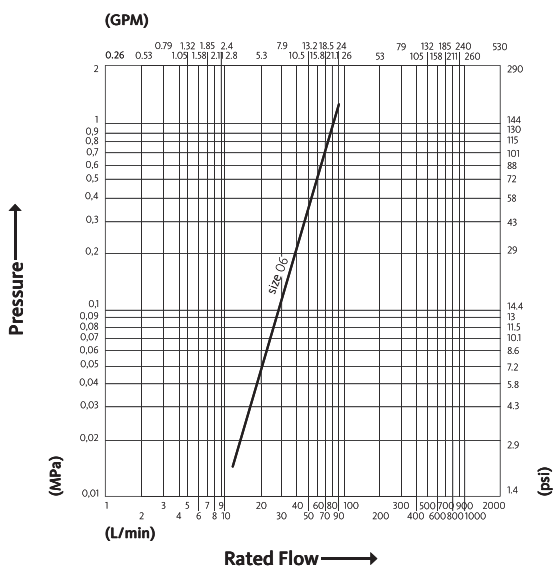
dash	Size		Working Pressure (MPa)	Flow Rate (l/min)	Spillage (ml)	Force to Connect (N)	Burst pressure (MPa)		
	mm	inch					Male	Female	Male + Female
06	10	3/8"	22	40	0.05	90	90	110	

Material	Steel
Seals	NBR
Working temperatures	- 25 °C to + 125 °C
Surface treatment	MATE 500 (CrIII)
Series Interchange	MARKET

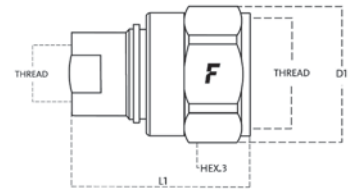
Applications



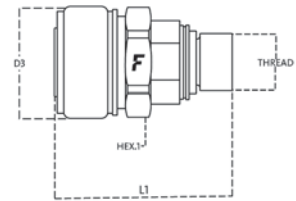
Pressure Drop



VA

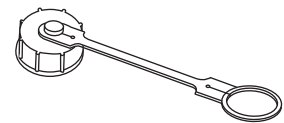


Size		Thread details			FEMALE						
mm	inch	Thread Type	Standard	Thread	Part Number	L (L1 + Thread)		D1		HEX1	
						mm	inch	mm	inch	mm	inch
10	3/8"	0/ METRIC	ISO 6149-1	M18x1.5 FEMALE ORB	VAN0/1815 F	60	2.36	44	1.73	32	1.26



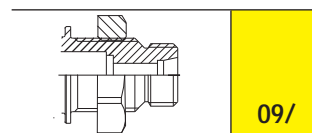
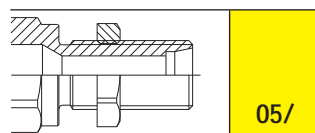
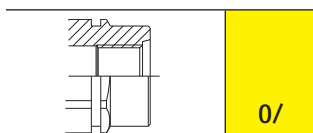
Size		Thread details			MALE								
mm	inch	Thread Type	Standard	Thread	Part Number	L (L1 + Thread)		D1		D3		HEX1	
						mm	inch	mm	inch	mm	inch	mm	inch
10	3/8"	09/ METRIC	ISO 8434-1-L	M18x1.5 MALE BULKHEAD 12L	VA 9/1815 M	53	2.09	36	1.42	36	1.42	32	1.26
10	3/8"	05/ METRIC	ISO 8434-1-L	M22x1.5 MALE BULKHEAD 15L	VA 5/2215 M	59	2.32	36	1.42	36	1.42	32	1.26

VA Accessories and Spares



PVC dust protections

pag 132



VF

Couplings for braking systems, ISO 5676 interchange.

Flat face couplings designed to connect the braking circuit of trailers to the hydraulic circuit of agricultural machines. ISO 5676 interchange. Some special versions equipped with an additional safety sleeve (VFS) or with an hydraulic lock (VFB) to prevent accidental disconnections are available in the range.



Technical Specifications

dash	Size		Working Pressure (MPa)	Flow Rate (l/min)	Spillage (ml)	Force to Connect (N)	Burst pressure (MPa)		
	mm	inch					Male	Female	Male + Female
06	10	3/8"	22*	40	0.05	100	90	30	110

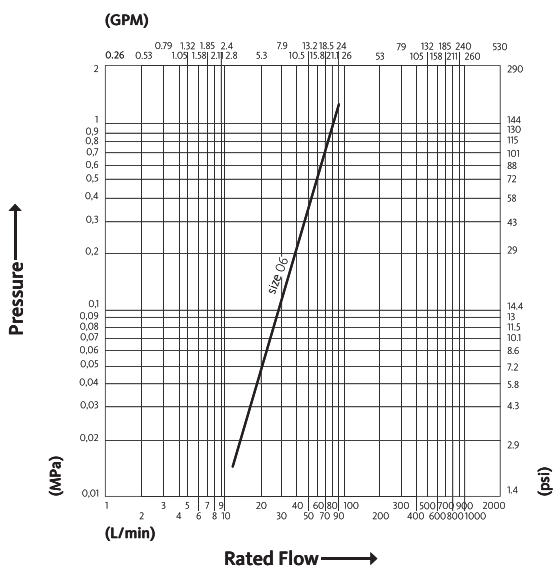
* Only male connected.

Material	Steel
Seals	NBR
Working temperatures	- 25 °C to + 125 °C
Surface treatment	MATE 500 (CrIII)
Series Interchange	ISO 5676

Applications

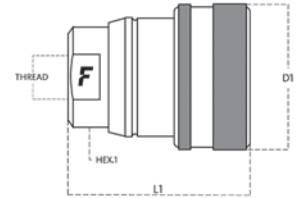


Pressure Drop

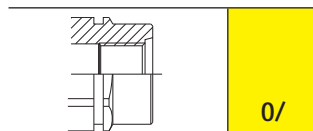
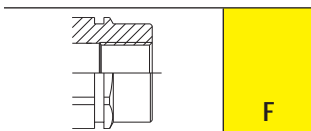


Test performed according to ISO 18869

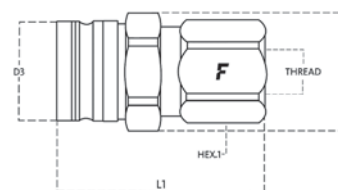
VF



Size		Thread details			FEMALE						
mm	inch	Thread Type	Standard	Thread	Part Number	L (L1 + Thread)		D1		HEX1	
						mm	inch	mm	inch	mm	inch
10	3/8"	F BSPP	ISO 1179-1	BSPP 3/8" FEMALE	VFS 38 GAS F	55	2.17	44	1.73	27	1.06
10	3/8"	F METRIC	ISO 9974-1	M18x1.5 FEMALE	VFS 1815 F	55	2.17	44	1.73	27	1.06
10	3/8"	F METRIC	ISO 9974-1	M18x1.5 FEMALE	VF 1815 F	55	2.17	44	1.73	27	1.06
10	3/8"	F BSPP	ISO 1179-1	BSPP 3/8" FEMALE	VF 38 GAS F	55	2.17	44	1.73	27	1.06
10	3/8"	O/ BSPP	BS 5380	BSPP 1/2 FEMALE ORB	VF O/12 GAS F	59	2.32	44	1.73	27	1.06
10	3/8"	F BSPP	ISO 1179-1	BSPP 3/8" FEMALE	VFB 38 GAS F	84	3.31	44	1.73	27	1.06
10	3/8"	F BSPP	ISO 1179-1	BSPP 1/2" FEMALE	VFB 12 GAS F	84	3.31	44	1.73	27	1.06
10	3/8"	O/ METRIC	ISO 6149-1	M18x1.5 FEMALE ORB	VFB 1815 F	83.7	3.30	44.2	1.74	27	1.06



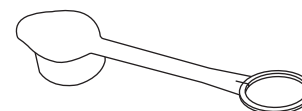
VF



Size		Thread details			MALE								
mm	inch	Thread Type	Standard	Thread	Part Number	L (L1 + Thread)		D1		D3		HEX1	
						mm	inch	mm	inch	mm	inch	mm	inch
10	3/8"	07/ METRIC	ISO 8434-1-L	M18x1.5 MALE BULKHEAD SHORT 12L	VF7/1815 M T	53	2.09	35	1.38	29	1.14	32	1.26
10	3/8"	07/ METRIC	ISO 8434-1-L	M18x1.5 MALE BULKHEAD SHORT 12L	VF 7/1815 M	53	2.09	35	1.38	29	1.14	32	1.26
10	3/8"	02/ METRIC	ISO 8434-1-L	M18x1.5 MALE 12L	VF9/1815 M T	54	2.13	35	1.38	29	1.14	32	1.26
10	3/8"	02/ METRIC	ISO 8434-1-L	M16x1.5 MALE 10L	VF9/1615 M T	54	2.13	35	1.38	29	1.14	32	1.26
10	3/8"	02/ METRIC	ISO 8434-1-L	M18x1.5 MALE 12L	VF9/1815 M TD	54	2.13	35	1.38	29	1.14	32	1.26
10	3/8"	09/ METRIC	ISO 8434-1-L	M18x1.5 MALE 12L	VF 9/1815 M	54	2.13	35	1.38	29	1.14	32	1.26
10	3/8"	09/ METRIC	ISO 8434-1-L	M16x1.5 MALE 10L	VF 9/1615 M	54	2.13	35	1.38	29	1.14	32	1.26
10	3/8"	08/ METRIC	ISO 8434-1-S	M20x1.5 MALE BULKHEAD SHORT 12S	VF 8/2015 M	54	2.13	35	1.38	29	1.14	32	1.26
10	3/8"	01/ METRIC	ISO 6149-2	M18x1.5 MALE	VF 1/1815 M T	57	2.24	35	1.38	29	1.14	32	1.26
10	3/8"	05/ METRIC	ISO 8434-1-L	M22x1.5 MALE BULKHEAD 15L	VF 5/2215 M T	59	2.32	35	1.38	29	1.14	32	1.26
10	3/8"	05/ METRIC	ISO 8434-1-L	M22x1.5 MALE BULKHEAD 15L	VF 5/2215 M	59	2.32	35	1.38	29	1.14	32	1.26
10	3/8"	01/ BSPP	ISO 1179-3	1/2" BSPP MALE	VF 1/12 GAS M	59	2.32	35	1.38	29	1.14	32	1.26
10	3/8"	17/ SAE	ISO 8434-3	11/16"-16 UN MALE ORFS	VFF17/38S M	60	2.36	35	1.38	29	1.14	32	1.26
10	3/8"	14/ SAE	ISO 8434-2	7/8"-14 UNF MALE BULKHEAD JIC	VF 14/58S M	64	2.52	35	1.38	29	1.14	32	1.26
10	3/8"	F BSPP	ISO 1179-1	BSPP 1/2" FEMALE	VF 12 GAS M	67	2.64	35	1.38	29	1.14	32	1.26
10	3/8"	04/ BSPP	ISO 8434-6	BSPP 3/8 MALE BULKHEAD	VF4/12GAS M T	74	2.91	35	1.38	29	1.14	32	1.26
10	3/8"	12/ SAE	ISO 8434-3	13/16"-16 UN MALE BULKHEAD ORFS	VF 12/12S M T	74	2.91	35	1.38	29	1.14	32	1.26
10	3/8"	04/ BSPP	ISO 8434-6	BSPP 3/8 MALE BULKHEAD	VF 4/38 GAS M T	75	2.95	35	1.38	29	1.14	32	1.26

NOTE: The part numbers ending with "T" are provided with caps.

VF Accessories and Spares



PVC dust protections

pag 132

	F		01/		02/		04/
	05/		07/		08/		09/
	12/		14/		17/		

Powerbeyond

Full set of flat face couplings for Powerbeyond rear attachments.
 Faster offer for Powerbeyond covers all ports composing the Powerbeyond configuration:

Load Signal Port	Drain Port
Return Port	Pressure Port

Sizes in accordance with class 1 to 3 of ISO 17567 standard.

- Class 1** – Up to 45 l/min
- Class 2** – 45 to 100 l/min
- Class 3** – Above 100 l/min

Faster couplings range for Powerbeyond applications

Flow Class 1
Up to 45 l/min



Flow Class 2
45 to 100 l/min



Flow Class 3
Above 100 l/min





5FPI

Flat Face Female couplings for Powerbeyond applications, as specified by ISO 17567.

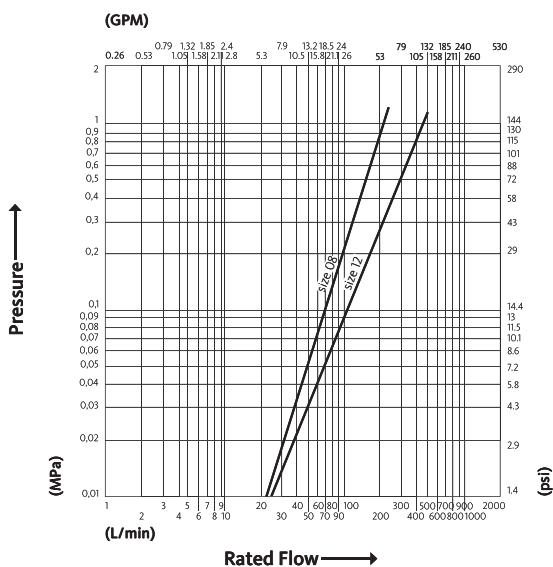
Couplings specifically designed for Powerbeyond applications, interchangeable according to ISO 16028. Can be connected and disconnected under residual pressure. Equipped with oil collecting port for clean oil.



Applications



Pressure Drop



Technical Specifications

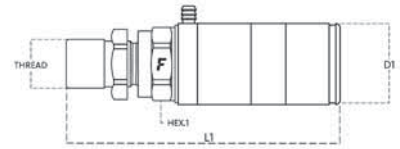
dash	Size		Working Pressure (MPa)	Flow Rate (l/min)	Spillage (ml)	Force to Connect (N)	Burst pressure (MPa)		
	mm	inch					Male	Female	Male + Female
08	12.5	1/2"	25	92	0.01	300	100	100	100
12	20	3/4"	25	152	0.03	345	100	100	100

Material	Steel
Seals	NBR; PUR
Working temperatures	- 25 °C to + 100 °C
Surface treatment	MATE 500 (CrIII)
Series Interchange	ISO 16028 - ISO 17567

Valve Type	Flat
Connection	Push to Connect
Disconnection	Pull to Disconnect
Connection Under Pressure	Allowed Male Half up to W.P. and residual in Female Half in 5FPI

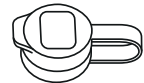


5FPI



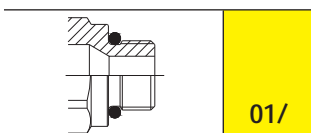
Size		Thread details			FEMALE							
mm	inch	Thread Type	Standard	Thread	Part Number	L (L1 + Thread)		D1		HEX1		
						mm	inch	mm	inch	mm	inch	
12.5	1/2"	01/ METRIC	ISO 6149-2	M27x2 MALE	5FPI081/272F A	133.9	5.27	46	1.81	38	1.5	
20	3/4"	01/ METRIC	ISO 6149-2	M27x2 MALE	5FPI121/272F A	163.6	6.44	58	2.28	38	1.5	

5FPI Accessories



PVC dust protections

pag 130



FPI



Flat Face Female couplings for Powerbeyond applications, as specified by ISO 17567.

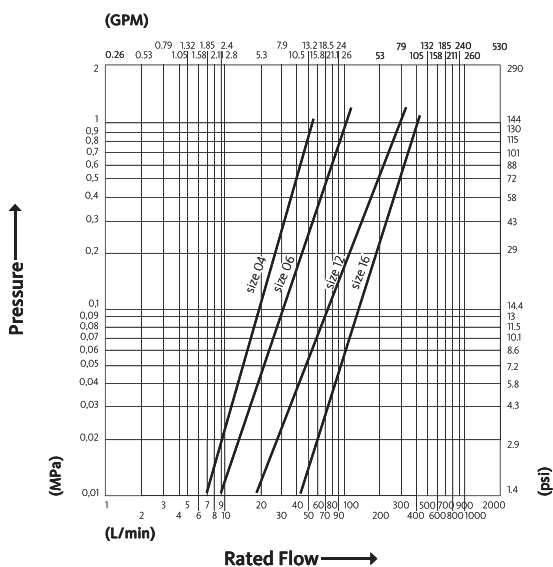
Couplings specifically designed for Powerbeyond applications, interchangeable according to ISO 16028. Connection under pressure allowed. Breakaway function.



Applications



Pressure Drop



Test performed according to ISO 18869

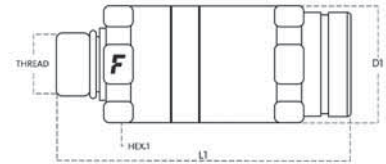
Technical Specifications

dash	Size		Working Pressure (MPa)	Flow Rate (l/min)	Spillage (ml)	Force to Connect (N)	Burst pressure (MPa)		
	mm	inch					Male	Female	Male + Female
04	6.3	1/4"	25	25	0.006	112	100	100	100
06	10	3/8"	25	47	0.01	190	100	100	100
08	12.5	1/2"	25	92	0.01	300	100	100	100
12	20	3/4"	25	152	0.03	345	100	100	100

Material	Steel
Seals	NBR; PUR
Working temperatures	- 25 °C to + 100 °C
Surface treatment	MATE 500 (CrIII)
Series Interchange	ISO 16028 - ISO 17567

Valve Type	Flat
Connection	Push to Connect
Disconnection	Pull to Disconnect
Connection Under Pressure	Allowed Male Half up to W.P. and residual in Female Half in 5FPI

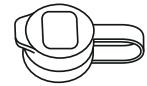




FPI

Size		Thread details			FEMALE							
mm	inch	Thread Type	Standard	Thread	Part Number	L (L1 + Thread)		D1		HEX1		
						mm	inch	mm	inch	mm	inch	
6.3	1/4"	01/ METRIC	ISO 6149-2	M14x1.5 MALE	FPI041/1415 F	89.7	3.53	32	1.26	30	1.18	
6.3	1/4"	F BSPP	ISO 1179-1	BSPP 1/4 FEMALE	FPI04 14GAS F	90	3.54	32	1.26	30	1.18	
6.3	1/4"	05/ METRIC	ISO 8434-1-L	M14x1.5 MALE BULKHEAD	FPI045/1415 F	111.8	4.40	32	1.26	30	1.18	
10	3/8"	F BSPP	ISO 1179-1	BSPP 1/2 FEMALE	FPI06 12GAS F	101.7	4.00	36	1.42	34	1.34	
12.5	1/2"	08/ METRIC	ISO 8434-1-S	M22x1.5 MALE BULKHEAD SHORT	FPI081/2215 F	111	4.37	45	1.77	38	1.50	
20	3/4"	01/ METRIC	ISO 6149-2	M27x2 MALE	FPI121/272 F	130.1	5.12	51	2.01	48	1.89	

FPI Accessories




PVC dust protections

pag 130



Agriculture - Accessories



PVC dust protections	pag 129
Aluminium dust protections	pag 133
Acetal resin dust protections	pag 134
Oil Collecting System	pag 135
Seal Kits	pag 136
Line Identification System	pag 137

PVC dust protections



Dust protections for female couplings

Size			Details		
dash	mm	inch	Part number	Colour	Available for Series
04	6.3	1/4"	TMA 14	●	ANV
04	6.3	1/4"	TMA 14 A	●	
04	6.3	1/4"	TMA 14 R	●	
04	6.3	1/4"	TMA 14 N	●	
06	10	3/8"	TM 38	●	CFPV
06	10	3/8"	TM 38 G	●	
06	10	3/8"	TM 38 R	●	
06	10	3/8"	TM 38 V	●	
06	10	3/8"	TMA 38	●	ANV - CPV
06	10	3/8"	TMA 38 A	●	
06	10	3/8"	TMA 38 B	●	
06	10	3/8"	TMA 38 N	●	
06	10	3/8"	TMA 38 R	●	
06	10	3/8"	TMA 38 V	●	
08	12.5	1/2"	TM 12 L	●	3CFPV - 3CNV - 3CPV - 3NV - 4CPV - 4NV - 4PV - 4SRPV - CFPV - CPV PS - PV - 3CFHF - 3CKHF - 4SRHF - 4SKHF
08	12.5	1/2"	TM 12 L/A	●	
08	12.5	1/2"	TM 12 L/G	●	
08	12.5	1/2"	TM 12 L/M	●	
08	12.5	1/2"	TM 12 L/N	●	
08	12.5	1/2"	TM 12 L/R	●	
08	12.5	1/2"	TM 12 L/V	●	
12	20	3/4"	TMA 34	●	ANV
12	20	3/4"	TMA 34 N	●	
12	20	3/4"	TMA 34 R	●	
16	25	1"	TMA 1	●	ANV - CPV
16	25	1"	TMA 1 N	●	
16	25	1"	TMA 1 R	●	

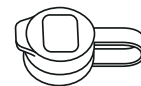
PVC dust protections



Dust protections for female couplings

Size			Details		
dash	mm	inch	Part number	Colour	Available for Series
08	12.5	1/2"	TM 12-38	●	3CFPV - 3CNV - 3CPV - 3NV - 4CPV - 4NV - 4PV - 4SRPV - CFPV - CPV PS - PV - 3CFHF - 3CKHF - 4SRHF - 4SKHF
08	12.5	1/2"	TM 12-38 G	●	
08	12.5	1/2"	TM 12-38 GR	●	
08	12.5	1/2"	TM 12-38 M	●	
08	12.5	1/2"	TM 12-38 N	●	
08	12.5	1/2"	TM 12-38 R	●	
08	12.5	1/2"	TM 12-38 V	●	

PVC dust protections



Dust protections for female couplings

Size			Details		
dash	mm	inch	Part number	Colour	Available for Series
04	6.3	1/4"	TM FPI04	●	FPI
06	10	3/8"	TM FPI06	●	
08	12.5	1/2"	TM 5FPI08 R	●	5FPI

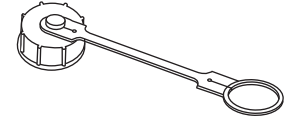
PVC dust protections



Dust protections for male couplings

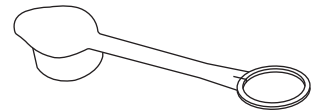
Size			Details		
dash	mm	inch	Part number	Colour	Available for Series
04	6.3	1/4"	TFA 14	●	ANV
04	6.3	1/4"	TFA 14 V	●	
04	6.3	1/4"	TFA 14 N	●	
06	10	3/8"	TFA 38	●	ANV - CNV
06	10	3/8"	TFA 38 A	●	
06	10	3/8"	TFA 38 B	●	
06	10	3/8"	TFA 38 N	●	
06	10	3/8"	TFA 38 R	●	
06	10	3/8"	TFA 38 V	●	
08	12.5	1/2"	TF 12	●	2NS - 2NV - 4NV - AGRI - CNV
08	12.5	1/2"	TF 12 A	●	
08	12.5	1/2"	TF 12 G	●	
08	12.5	1/2"	TF 12 GR	●	
08	12.5	1/2"	TF 12 M	●	
08	12.5	1/2"	TF 12 N	●	
08	12.5	1/2"	TF 12 R	●	
08	12.5	1/2"	TF 12 V	●	
12	20	3/4"	TFA 34	●	ANV - CNV
12	20	3/4"	TFA 34 B	●	
12	20	3/4"	TFA 34 N	●	
12	20	3/4"	TFA 34 R	●	
16	25	1"	TFA 1	●	
16	25	1"	TFA 1 N	●	
16	25	1"	TFA 1 R	●	

PVC dust protections



Dust protections for male couplings

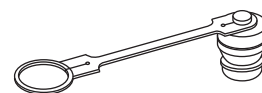
Size			Details		
dash	mm	inch	Part number	Colour	Available for Series
06	10	3/8"	TFVA	●	VA
06	10	3/8"	TFVA N	●	



Dust protections for male couplings

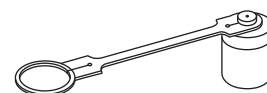
Size			Details		
dash	mm	inch	Part number	Colour	Available for Series
06	10	3/8"	TFVF	●	VF
06	10	3/8"	TFVF B	●	
06	10	3/8"	TFVF G	●	
06	10	3/8"	TFVF N	●	
06	10	3/8"	TFVF R	●	

Aluminium dust protections



Dust protections for female couplings

Size			Details		
dash	mm	inch	Part number	Colour	Available for Series
08	12.5	1/2"	TM 12 S	●	3CFPV - 3CNV - 3CPV - 3NV - 4CPV - 4NV - 4PV - 4SRPV - CFPV - CPV PS - PV - 3CFHF - 3CKHF - 4SRHF - 4SKHF
12	20	3/4"	TM 34 S	●	CFPV



Dust protections for male couplings

Size			Details		
dash	mm	inch	Part number	Colour	Available for Series
08	12.5	1/2"	TF 12 S	●	2NS - 2NV - 4NV - AGRI - CNV
12	20	3/4"	TF 34 S	●	CNV
16	25	1"	TF 1 S	●	

Acetal Resin dust protections



Dust protections for female couplings

Size			Details		
dash	mm	inch	Part number	Colour	Available for Series
08	12.5	1/2"	TA 12	●	3CFPV - 3CNV - 3CPV - 3NV - 4SRPV - CFPV 3CFHF - 3CKHF - 4SRHF - 4SKHF
08	12.5	1/2"	TA 12 C	●	
08	12.5	1/2"	TA 12 G	●	
08	12.5	1/2"	TA 12 GR	●	
08	12.5	1/2"	TA 12 M	●	
08	12.5	1/2"	TA 12 N	●	
08	12.5	1/2"	TA 12 R	●	
08	12.5	1/2"	TA 12 V	●	
08	12.5	1/2"	TA 12 G UV	●	
08	12.5	1/2"	TA 12 M UV	●	
08	12.5	1/2"	TA 12 N UV	●	
08	12.5	1/2"	TA 12 R UV	●	
08	12.5	1/2"	TA 12 UV	●	
08	12.5	1/2"	TA 12 V UV	●	




Dust protections for female couplings

Size			Details		
dash	mm	inch	Part number	Colour	Available for Series
08	12.5	1/2"	TAID 12 N	●	3CFPV - 3CNV - 3CPV - 3NV - 4SRPV - CFPV 3CFHF - 3CKHF - 4SRHF - 4SKHF

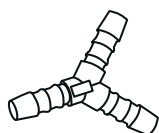
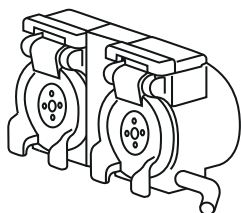
For the list of available Identification tags, please refer to pag. 137

Oil Collecting System

Available for Series 3CFPV - 4SRPV - 6DNPV - 3CFHF - 4SRHF - 3CKHF - 4SKHF



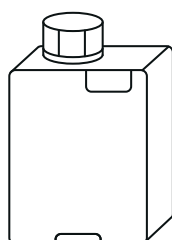
Dust Protections TARV or TARO (vertical or horizontal configuration, depending on how couplings are mounted on the tractor rear lines).



Plastic joint to connect dust protections and hoses. Different shapes according to dust protection configurations.



Hoses for oil flow and hose clamps, to firmly secure the hoses.



Plastic bottle to collect the dirty oil.

Each modular system is designed according to the available axle spacing between couplings. For more information, please contact Faster.

Seals Kits



Size			Details		
dash	mm	inch	Part number	Material	Available for Series
04	6.3	1/4"	SK ANV 14	NBR - PTFE	ANV
06	10	3/8"	SK ANV 38	NBR - PTFE	ANV - CFPV - CPV
08	12.5	1/2"	KIT AE12S+OR12LT	HNBR - PTFE	6DNPV
08	12.5	1/2"	KIT AE12S+OR12H	HNBR - PTFE	3CFHF - 3CFPV - 3CKHF - 4SKHF - 4SRHF - 4SRPV
08	12.5	1/2"	SK NV 12	NBR - PTFE	3CFPV - 3CNV - 3CPV - 3NV - 4CPV - 4NV - 4PV - 4SPV CFPV - CNV - CPV - PS - PV
12	20	3/4"	SK ANV 34	NBR - PTFE	ANV - CFPV
16	25	1"	SK ANV 1	NBR - PTFE	ANV - CPV
20	31.5	1-1/4"	SK ANV 114	NBR - PTFE	ANV
24	37.5	1-1/2"	SK ANV 112	NBR	
32	50	2"	SK ANV 2	NBR	

FastGrip

Line Identification System

Compatible with series AGRI - NV - CNV - 2NV - 4NV - 3CFHF - 3CKHF - 4SRHF - 4SKHF



MAIN ADVANTAGES

Visual

With Faster ID clips is possible to add information about the lines

Fits existing Oil Collecting System

The handle allows correct opening of oil caps when connected

Pressure Tested

Using a steel CrIII plated adaptor, Faster system offers same resistance to burst and pulse pressure as other line components

Perfect mix

Right weight, right compactness and right cost


DETAILS

Handle	Adaptor	Colour	Working pressure	Burst pressure
PP plastic UV additive DIN adaptors	Steel + CrIII plating 500 hours Salt Spray test	Black handle + Tags in various colours	350 bar	1,200 bar

Symbol	Color										
	Orange	White	Blue	Light Blue	Yellow	Grey	Brown	Black	Purple	Red	Green
+	ID A +	ID BI +	*ID B +	ID C +	ID G +	*ID GR +	*ID M +	ID N +	*ID P R4008 +	ID R +	*ID V +
-	ID A -	ID BI -	*ID B -	ID C -	ID G -	*ID GR -	*ID M -	ID N -	*ID P R4008 -	ID R -	*ID V -
								*ID N	*ID P R4008		
1			ID B 1								ID V 1
2			ID B 2								ID V 2
3			ID B 3								ID V 3
4			ID B 4								ID V 4
5			ID B 5								ID V 5

*Can be sold either as simple pieces, like all the others, or in a big box at 2,500 pieces.

Flat Face



FFH	pag 139
FSH	pag 147
3FFH	pag 149
2FSI - FFI	pag 153
2FFI brass	pag 155
2FFI stainless steel	pag 157
FFC	pag 161
FHV	pag 163
Flat Face - Accessories	pag 168

FFH



Flat face couplings, ISO 16028 interchange, 35 MPa series.

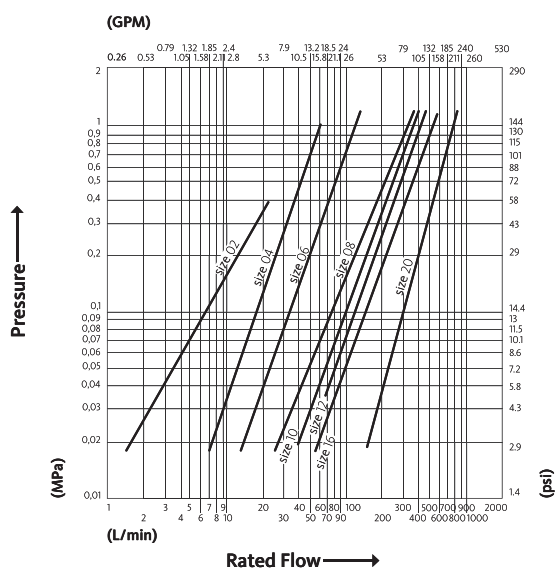
Flat Face couplings with real maximum working pressure of 35 MPa and Zinc-Nickel plating. Flat valve shut-off system contributes to prevent contamination and spillage. ISO 16028 interchange.



Applications



Pressure Drop



Test performed according to ISO 18869

Technical Specifications

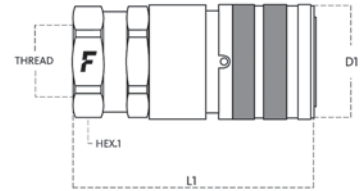
dash	Size mm	inch	Working Pressure (MPa)	Flow Rate (l/min)	Spillage (ml)	Force to Connect (N)	Burst pressure (MPa)		
							Male	Female	Male + Female
02*	3.2*	1/8"	35	12	0.001	105	170	140	180
04	6.3	1/4"	35	25	0.006	110	170	140	180
06	10	3/8"	35	50	0.008	150	170	140	170
08	12.5	1/2"	35	110	0.01	210	140	140	170
10	16	5/8"	35	125	0.02	205	140	140	140
12	20	3/4"	35	160	0.02	215	140	140	140
16	25	1"	35	230	0.03	280	140	140	170

* FFH02 has surface treatment in MATE 500 (CRIII) and is not interchangeable according to ISO 16028.

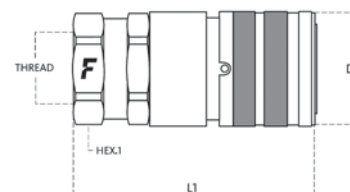
Material	Steel
Seals	NBR; PUR
Working temperatures	- 25 °C to + 100 °C
Surface treatment	MATE 1000 (Zn-Ni)
Series Interchange	ISO 16028*

Valve Type	Flat
Connection	Push to Connect
Disconnection	Sleeve Retraction
Connection Under Pressure	Not Allowed

FFH



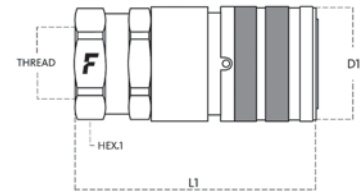
Size		Thread details			FEMALE						
mm	inch	Thread Type	Standard	Thread	Part Number	L (L1 + Thread)		D1		HEX1	
						mm	inch	mm	inch	mm	inch
3.2	1/8"	13/ SAE	ISO 8434-2	7/16"-20 UNF MALE JIC	FFH02-13/14S F	60.1	2.37	20	0.79	18	0.71
3.2	1/8"	F BSPP	ISO 1179-1	BSPP 1/8" FEMALE	FFH02 18GAS F	46.1	1.81	20	0.79	18	0.71
3.2	1/8"	F BSPP	ISO 1179-1	BSPP 1/4" FEMALE	FFH02 14GAS F	51.3	2.02	20	0.79	18	0.71
6.3	1/4"	0/ SAE	ISO 11926-1	7/16"-20 UNF FEMALE ORB	FFH04 14SAE F	59	2.32	27	1.06	24	0.94
6.3	1/4"	F JPT	UNI EN 10226-2	RC 1/4 FEMALE (JPT)	FFH04 14JPT F	58.9	2.32	27	1.06	24	0.94
6.3	1/4"	07/ METRIC	ISO 8434-1-L	M16x1.5 MALE BULKHEAD SHORT 10L	FFH04-7/1615 F	82.4	3.24	27	1.06	24	0.94
6.3	1/4"	06/ METRIC	ISO 8434-1-S	M16x1.5 MALE BULKHEAD 8S	FFH04-6/1615 F	75.5	2.97	27	1.06	24	0.94
6.3	1/4"	05/ METRIC	ISO 8434-1-L	M16x1.5 MALE BULKHEAD 10L	FFH04-5/1615 F	92.4	3.64	27	1.06	24	0.94
6.3	1/4"	03/ METRIC	ISO 8434-1-S	M16x1.5 MALE 8S	FFH04-3/1615 F	69.4	2.73	27	1.06	24	0.94
6.3	1/4"	02/ METRIC	ISO 8434-1-L	M16x1.5 MALE 10L	FFH04-2/1615 F	68.4	2.69	27	1.06	24	0.94
6.3	1/4"	02/ METRIC	ISO 8434-1-L	M14x1.5 MALE 8L	FFH04-2/1415 F	67.4	2.65	27	1.06	24	0.94
6.3	1/4"	14/ SAE	ISO 8434-2	9/16"-18 UNF MALE BULKHEAD JIC	FFH04-14/38S F	89.9	3.54	27	1.06	24	0.94
6.3	1/4"	13/ SAE	ISO 8434-2	9/16"-18 UNF MALE JIC	FFH04-13/38S F	71.5	2.81	27	1.06	24	0.94
6.3	1/4"	12/ SAE	ISO 8434-3	11/16"-16 UN MALE BULKHEAD ORFS	FFH04-12/38S F	91.4	3.6	27	1.06	24	0.94
6.3	1/4"	0/ METRIC	ISO 6149-1	M16x1.5 FEMALE ORB	FFH04-0/1615 F	61.1	2.41	27	1.06	24	0.94
6.3	1/4"	0/ SAE	ISO 11926-1	9/16"-18 UNF FEMALE ORB	FFH04 38SAE F	59.6	2.35	27	1.06	24	0.94
6.3	1/4"	F NPTF	ANSI B1.20.3	NPTF 1/4" FEMALE	FFH04 14NPT F	58.9	2.32	27	1.06	24	0.94
6.3	1/4"	F BSPP	ISO 1179-1	BSPP 1/4" FEMALE	FFH04 14GAS F	58.9	2.32	27	1.06	24	0.94
10	3/8"	F JPT	UNI EN 10226-2	RC 3/8 FEMALE (JPT)	FFH06 38JPT F	74.9	2.95	30	1.18	27	1.06
10	3/8"	F BSPP	ISO 1179-1	BSPP 3/8" FEMALE	FFH06 38GAS FB	75	2.95	30	1.18	27	1.06
10	3/8"	F JPT	UNI EN 10226-2	RC 1/2 FEMALE (JPT)	FFH06 12JPT F	78.4	3.09	30	1.18	27	1.06
10	3/8"	07/ METRIC	ISO 8434-1-L	M22x1.5 MALE BULKHEAD SHORT 15L	FFH06-7/2215 F	97.9	3.85	30	1.18	27	1.06
10	3/8"	07/ METRIC	ISO 8434-1-L	M18x1.5 MALE BULKHEAD SHORT 12L	FFH06-7/1815 F	95.9	3.78	30	1.18	27	1.06
10	3/8"	07/ METRIC	ISO 8434-1-L	M16x1.5 MALE BULKHEAD SHORT 10L	FFH06-7/1615 F	94.9	3.74	30	1.18	27	1.06
10	3/8"	06/ METRIC	ISO 8434-1-S	M20x1.5 MALE BULKHEAD 12S	FFH06-6/2015 F	107.9	4.25	30	1.18	27	1.06
10	3/8"	05/ METRIC	ISO 8434-1-L	M22x1.5 MALE BULKHEAD 15L	FFH06-5/2215 F	107.9	4.25	30	1.18	27	1.06
10	3/8"	05/ METRIC	ISO 8434-1-L	M18x1.5 MALE BULKHEAD 12L	FFH06-5/1815 F	105.9	4.17	30	1.18	27	1.06
10	3/8"	03/ METRIC	ISO 8434-1-S	M20x1.5 MALE 12S	FFH06-3/2015 F	80.9	3.19	30	1.18	27	1.06
10	3/8"	02/ METRIC	ISO 8434-1-L	M18x1.5 MALE 12L	FFH06-2/1815 F	80.9	3.19	30	1.18	27	1.06
10	3/8"	02/ METRIC	ISO 8434-1-L	M16x1.5 MALE 10L	FFH06-2/1615 F	80.9	3.19	30	1.18	27	1.06
10	3/8"	02/ METRIC	ISO 8434-1-L	M14x1.5 MALE 8L	FFH06-2/1415 F	79.9	3.15	30	1.18	27	1.06
10	3/8"	14/ SAE	ISO 8434-2	3/4"-16 UN MALE BULKHEAD JIC	FFH06-14/12S F	106.5	4.19	30	1.18	27	1.06
10	3/8"	12/ SAE	ISO 8434-3	13/16"-16 UN MALE BULKHEAD ORFS	FFH06-12/12S F	106	4.17	30	1.18	27	1.06
10	3/8"	01/ SAE	ISO 11926-3	9/16"-18 UNF MALE	FFH06-1/38S F	79.9	3.15	30	1.18	27	1.06
10	3/8"	01/ SAE	ISO 11926-3	3/4"-16 UNF MALE	FFH06-1/12S F	80.7	3.18	30	1.18	27	1.06
10	3/8"	F BSPP	ISO 1179-1	BSPP 3/8" FEMALE	FFH06 38GAS FV*	97.9	3.85	30	1.18	27	1.06
10	3/8"	0/ SAE	ISO 11926-1	3/4"-16 UNF FEMALE ORB	FFH06 12SAE F	76.9	3.03	30	1.18	27	1.06
10	3/8"	F NPTF	ANSI B1.20.3	NPTF 1/2" FEMALE	FFH06 12NPT F	79.4	3.13	30	1.18	27	1.06
10	3/8"	F NPTF	ANSI B1.20.3	NPTF 3/8" FEMALE	FFH06 38NPT F	75	2.95	30	1.18	27	1.06
10	3/8"	02/ METRIC	ISO 8434-1-L	M22x1.5 MALE 15L	FFH06-2/2215 F	81.9	3.22	30	1.18	27	1.06
10	3/8"	F BSPP	ISO 1179-1	BSPP 3/8" FEMALE	FFH06 38GAS F	75	2.95	30	1.18	27	1.06
10	3/8"	F BSPP	ISO 1179-1	BSPP 1/2" FEMALE	FFH06 12GAS F	79.4	3.13	30	1.18	27	1.06
12.5	1/2"	02/ METRIC	ISO 8434-1-L	M26x1.5 MALE 18L	FFH08-2/2615 F	83.3	3.28	38	1.5	34	1.34
12.5	1/2"	F JPT	UNI EN 10226-2	RC 1/2 FEMALE (JPT)	FFH08 12JPT F	81.3	3.2	38	1.5	34	1.34
12.5	1/2"	07/ METRIC	ISO 8434-1-L	M22x1.5 MALE BULKHEAD SHORT 15L	FFH08-7/2215 F	99.3	3.91	38	1.5	34	1.34
12.5	1/2"	05/ METRIC	ISO 8434-1-L	M18x1.5 MALE BULKHEAD 12L	FFH08-5/1815 F	107.3	4.22	38	1.5	34	1.34



FFH

Flat Face

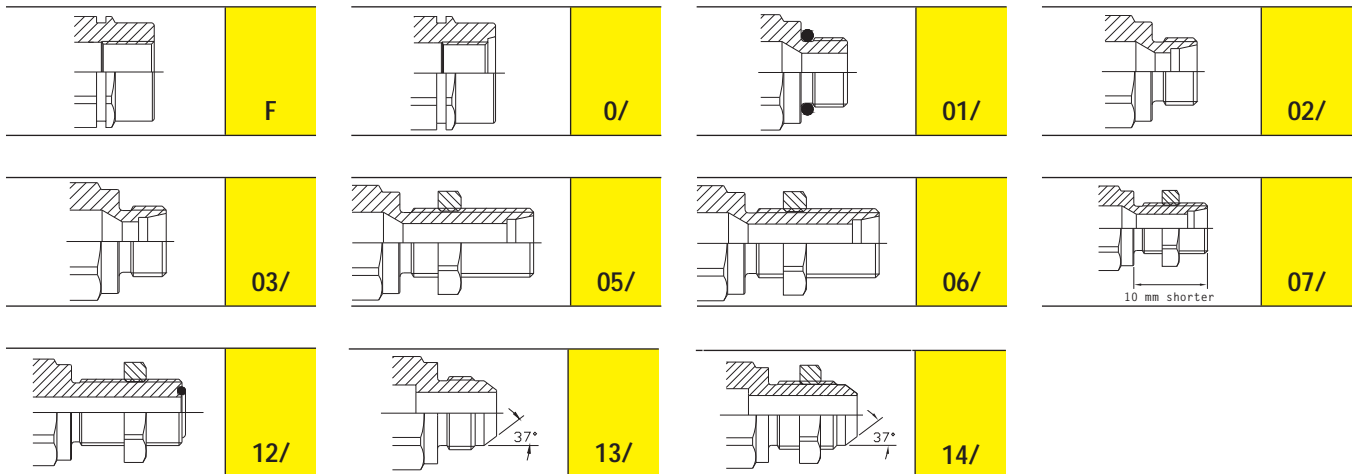
Size		Thread details			FEMALE						
mm	inch	Thread Type	Standard	Thread	Part Number	L (L1 + Thread)		D1		HEX1	
						mm	inch	mm	inch	mm	inch
12.5	1/2"	02/ METRIC	ISO 8434-1-L	M22x1.5 MALE 15L	FFH08-2/2215 F	83.3	3.28	38	1.5	34	1.34
12.5	1/2"	02/ METRIC	ISO 8434-1-L	M18x1.5 MALE 12L	FFH08-2/1815 F	82.3	3.24	38	1.5	34	1.34
12.5	1/2"	14/ SAE	ISO 8434-2	7/8"-14 UNF MALE BULKHEAD JIC	FFH08-14/58S F	111.4	4.39	38	1.5	34	1.34
12.5	1/2"	14/ SAE	ISO 8434-2	1-1/16"-12 UN MALE BULKHEAD JIC	FFH08-14/34S F	115.7	4.56	38	1.5	34	1.34
12.5	1/2"	14/ SAE	ISO 8434-2	3/4"-16 UN MALE BULKHEAD JIC	FFH08-14/12S F	107.9	4.25	38	1.5	34	1.34
12.5	1/2"	13/ SAE	ISO 8434-2	7/8"-14 UNF MALE JIC	FFH08-13/58S F	90.6	3.57	38	1.5	34	1.34
12.5	1/2"	12/ SAE	ISO 8434-3	1"-14 UNS MALE BULKHEAD ORFS	FFH08-12/58S F	111.8	4.4	38	1.5	34	1.34
12.5	1/2"	12/ SAE	ISO 8434-3	1-3/16"-12 UN MALE BULKHEAD ORFS	FFH08-12/34S F	112.8	4.44	38	1.5	36	1.42
12.5	1/2"	12/ SAE	ISO 8434-3	13/16"-16 UN MALE BULKHEAD ORFS	FFH08-12/12S F	107.8	4.24	38	1.5	34	1.34
12.5	1/2"	01/ SAE	ISO 11926-3	3/4"-16 UNF MALE	FFH08-1/12S F	82.4	3.24	38	1.5	34	1.34
12.5	1/2"	F NPTF	ANSI B1.20.3	NPTF 3/4" FEMALE	FFH08 34NPT F	81.3	3.2	38	1.5	34	1.34
12.5	1/2"	0/ SAE	ISO 11926-1	3/4"-16 UNF FEMALE ORB	FFH08 12SAE F	81.3	3.2	38	1.5	34	1.34
12.5	1/2"	F BSPP	ISO 1179-1	BSPP 1/2" FEMALE	FFH08 12GAS FV*	81.3	3.2	38	1.5	34	1.34
12.5	1/2"	0/ SAE	ISO 11926-1	7/8"-14 UNF FEMALE ORB	FFH08 58SAE F	81.3	3.2	38	1.5	34	1.34
12.5	1/2"	0/ SAE	ISO 11926-1	1-1/16"-12 UN FEMALE ORB	FFH08 34SAE F	86.8	3.42	38	1.5	34	1.34
12.5	1/2"	F NPTF	ANSI B1.20.3	NPTF 1/2" FEMALE	FFH08 12NPT F	81.3	3.2	38	1.5	34	1.34
12.5	1/2"	F BSPP	ISO 1179-1	BSPP 3/4" FEMALE	FFH08 34GAS F	84.8	3.34	38	1.5	34	1.34
12.5	1/2"	F BSPP	ISO 1179-1	BSPP 1/2" FEMALE	FFH08 12GAS F	81.3	3.2	38	1.5	34	1.34
16	5/8"	06/ METRIC	ISO 8434-1-S	M24x1.5 MALE BULKHEAD 16S	FFH10-6/2415 F	120.3	4.74	42	1.65	38	1.5
16	5/8"	05/ METRIC	ISO 8434-1-L	M26x1.5 MALE BULKHEAD 18L	FFH10-5/2615 F	120.3	4.74	42	1.65	38	1.5
16	5/8"	03/ METRIC	ISO 8434-1-S	M24x1.5 MALE 16S	FFH10-3/2415 F	94.3	3.71	42	1.65	38	1.5
16	5/8"	02/ METRIC	ISO 8434-1-L	M26x1.5 MALE 18L	FFH10-2/2615 F	92.3	3.63	42	1.65	38	1.5
16	5/8"	01/ SAE	ISO 11926-3	7/8"-14 UNF MALE	FFH10-1/58S F	93	3.66	42	1.65	38	1.5
16	5/8"	01/ SAE	ISO 11926-3	1-1/16"-12 UN MALE	FFH10-1/34S F	95.4	3.76	42	1.65	38	1.5
16	5/8"	F BSPP	ISO 1179-1	BSPP 5/8" FEMALE	FFH10 58GAS F	91.1	3.59	42	1.65	38	1.5
16	5/8"	0/ SAE	ISO 11926-1	1-1/16"-12 UN FEMALE ORB	FFH10 34SAE F	95.1	3.74	42	1.65	38	1.5
16	5/8"	F NPTF	ANSI B1.20.3	NPTF 3/4" FEMALE	FFH10 34NPT F	92.1	3.63	42	1.65	38	1.5
16	5/8"	F BSPP	ISO 1179-1	BSPP 3/4" FEMALE	FFH10 34GAS F	92.1	3.63	42	1.65	38	1.5
20	3/4"	F JPT	UNI EN 10226-2	RC 3/4 FEMALE (JPT)	FFH12 34JPT F	100.3	3.95	48	1.89	42	1.65
20	3/4"	06/ METRIC	ISO 8434-1-S	M36x2 MALE BULKHEAD 25S	FFH12-6/3620 F	138.9	5.47	48	1.89	42	1.65
20	3/4"	06/ METRIC	ISO 8434-1-S	M30x2 MALE BULKHEAD 20S	FFH12-6/3020 F	136.1	5.36	48	1.89	42	1.65
20	3/4"	14/ SAE	ISO 8434-2	1-1/16"-12 UN MALE BULKHEAD JIC	FFH12-14/34S F	136.3	5.37	48	1.89	42	1.65
20	3/4"	12/ SAE	ISO 8434-3	1-3/16"-12 UN MALE BULKHEAD ORFS	FFH12-12/34S F	133.4	5.25	48	1.89	42	1.65
20	3/4"	12/ SAE	ISO 8434-3	1-7/16"-12 UN MALE BULKHEAD ORFS	FFH12-12/1S F	133.9	5.27	48	1.89	42	1.65
20	3/4"	01/ SAE	ISO 11926-3	1-1/16"-12 UN MALE	FFH12-1/34S F	107.6	4.24	48	1.89	42	1.65
20	3/4"	01/ METRIC	ISO 6149-2	M27x2 MALE	FFH12-1/2720 F	113.1	4.45	48	1.89	42	1.65
20	3/4"	0/ METRIC	ISO 6149-1	M33x2 FEMALE ORB	FFH12-0/3320 F	102.6	4.04	48	1.89	42	1.65
20	3/4"	0/ SAE	ISO 11926-1	1-1/16"-12 UN FEMALE ORB	FFH12 34SAE F	104.3	4.11	48	1.89	42	1.65
20	3/4"	F NPTF	ANSI B1.20.3	NPTF 3/4" FEMALE	FFH12 34NPT F	100.3	3.95	48	1.89	42	1.65
20	3/4"	0/ SAE	ISO 11926-1	1-5/16"-12 UN FEMALE ORB	FFH12 1SAE F	104.3	4.11	48	1.89	42	1.65
20	3/4"	F NPTF	ANSI B1.20.3	NPTF 1" FEMALE	FFH12 1NPT F	104.3	4.11	48	1.89	42	1.65
20	3/4"	F BSPP	ISO 1179-1	BSPP 1" FEMALE	FFH12 1GAS F	104.3	4.11	48	1.89	42	1.65
20	3/4"	F BSPP	ISO 1179-1	BSPP 3/4" FEMALE	FFH12 34GAS F	100.3	3.95	48	1.89	42	1.65
25	1"	06/ METRIC	ISO 8434-1-S	M36x2 MALE BULKHEAD 25S	FFH16-6/3620 F	141	5.55	55	2.17	50	1.97
25	1"	03/ METRIC	ISO 8434-1-S	M36x2 MALE 25S	FFH16-3/3620 F	112	4.41	55	2.17	50	1.97
25	1"	01/ METRIC	ISO 6149-2	M30x2 MALE	FFH16-1/3020 F	121.5	4.78	55	2.17	50	1.97

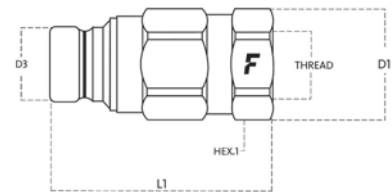


FFH

Size		Thread details			FEMALE							
mm	inch	Thread Type	Standard	Thread	Part Number	L (L1 + Thread)		D1		HEX1		
						mm	inch	mm	inch	mm	inch	
25	1"	O/ METRIC	ISO 6149-1	M33x2 FEMALE ORB	FFH16-0/3320 F	103	4.06	55	2.17	50	1.97	
25	1"	O/ SAE	ISO 11926-1	1-5/16"-12 UN FEMALE ORB	FFH16 1SAE F	100.5	3.96	55	2.17	50	1.97	
25	1"	F NPTF	ANSI B1.20.3	NPTF 1" FEMALE	FFH16 1NPT F	100.5	3.96	55	2.17	50	1.97	
25	1"	F NPTF	ANSI B1.20.3	NPTF 1-1/4" FEMALE	FFH16 114NPT F	100.5	3.96	55	2.17	50	1.97	
25	1"	F BSPP	ISO 1179-1	BSPP 1-1/2" FEMALE	FFH16 112GAS F	105.3	4.15	55	2.17	55	2.17	
25	1"	F BSPP	ISO 1179-1	BSPP 1-1/4" FEMALE	FFH16 114GAS F	103	4.06	55	2.17	50	1.97	
25	1"	F BSPP	ISO 1179-1	BSPP 1" FEMALE	FFH16 1GAS F	100.5	3.96	55	2.17	50	1.97	
31.5	1-1/4"	F BSPP	ISO 1179-1	BSPP 1-1/4" FEMALE	FFH20 114GAS F	103.4	4.07	63	2.48	60	2.36	

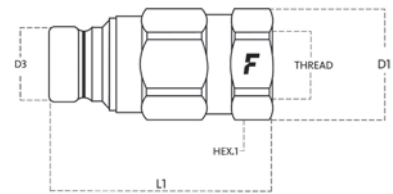
* Part number ending in V have seals in FKM and consequently a Working Temperature of -20°C + 200 °C.





FFH

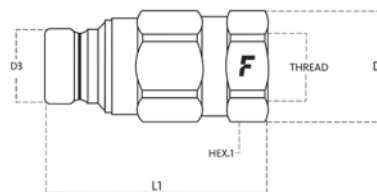
Size		Thread details			MALE									
mm	inch	Thread Type	Standard	Thread	Part Number	L (L1 + Thread)		D1		D3		HEX1		
						mm	inch	mm	inch	mm	inch	mm	inch	
3.2	1/8"	01/ BSPP	ISO 1179-3	1/4" BSPP MALE	FFH02-21/14G M	51	2.01	21	0.83	11.6	0.46	19	0.75	
3.2	1/8"	01/ SAE	ISO 11926-3	9/16"-18 UNF MALE	FFH02-1/38S M	54	2.13	19	0.75	11.6	0.46	17	0.67	
3.2	1/8"	F BSPP	ISO 1179-1	BSPP 1/8" FEMALE	FFH02 18GAS M	44	1.73	18	0.71	11.6	0.46	16	0.63	
6.3	1/4"	27/ SAE	ISO 8434-3	11/16" - 16 UN	FFH04-27/38S M	50	1.97	26	1.02	16.1	0.63	24	0.94	
6.3	1/4"	0/ SAE	ISO 11926-1	7/16"-20 UNF FEMALE ORB	FFH04 14SAE M	49	1.93	26	1.02	16.1	0.63	24	0.94	
6.3	1/4"	F JPT	UNI EN 10226-2	RC 1/4 FEMALE (JPT)	FFH04 14JPT M	49	1.93	26	1.02	16.1	0.63	24	0.94	
6.3	1/4"	07/ METRIC	ISO 8434-1-L	M14x1.5 MALE BULKHEAD SHORT 8L	FFH04-7/1415 M	63.5	2.5	26	1.02	16.1	0.63	24	0.94	
6.3	1/4"	06/ METRIC	ISO 8434-1-S	M16x1.5 MALE BULKHEAD 8S	FFH04-6/1615 M	75.5	2.97	26	1.02	16.1	0.63	24	0.94	
6.3	1/4"	05/ METRIC	ISO 8434-1-L	M16x1.5 MALE BULKHEAD 10L	FFH04-5/1615 M	74.5	2.93	26	1.02	16.1	0.63	24	0.94	
6.3	1/4"	03/ METRIC	ISO 8434-1-S	M16x1.5 MALE 8S	FFH04-3/1615 M	51.5	2.03	26	1.02	16.1	0.63	24	0.94	
6.3	1/4"	28/ SAE	ISO 8434-2	3/4"-16 UNF FEMALE JIC	FFH04-28/12S M	50	1.97	26	1.02	16.1	0.63	24	0.94	
6.3	1/4"	14/ SAE	ISO 8434-2	9/16"-18 UNF MALE BULKHEAD JIC	FFH04-14/38S M	72	2.83	26	1.02	16.1	0.63	24	0.94	
6.3	1/4"	13/ SAE	ISO 8434-2	9/16"-18 UNF MALE JIC	FFH04-13/38S M	53.6	2.11	26	1.02	16.1	0.63	24	0.94	
6.3	1/4"	12/ SAE	ISO 8434-3	11/16"-16 UN MALE BULKHEAD ORFS	FFH04-12/38S M	73.5	2.89	26	1.02	16.1	0.63	24	0.94	
6.3	1/4"	01/ BSPP	ISO 1179-3	1/4" BSPP MALE	FFH04-1/14G M	52	2.05	26	1.02	16.1	0.63	24	0.94	
6.3	1/4"	0/ SAE	ISO 11926-1	9/16"-18 UNF FEMALE ORB	FFH04 38SAE M	52	2.05	26	1.02	16.1	0.63	24	0.94	
6.3	1/4"	F NPTF	ANSI B1.20.3	NPTF 1/4" FEMALE	FFH04 14NPT M	49	1.93	26	1.02	16.1	0.63	24	0.94	
6.3	1/4"	F BSPP	ISO 1179-1	BSPP 1/4" FEMALE	FFH04 14GAS M	49	1.93	26	1.02	16.1	0.63	24	0.94	
10	3/8"	07/ METRIC	ISO 8434-1-L	M22x1.5 MALE BULKHEAD SHORT 15L	FFH06-7/2215 MT	89.3	3.52	33	1.3	19.7	0.78	30	1.18	
10	3/8"	07/ METRIC	ISO 8434-1-L	M18x1.5 MALE BULKHEAD SHORT 12L	FFH06-7/1815 MT	87.3	3.44	33	1.3	19.7	0.78	30	1.18	
10	3/8"	27/ SAE	ISO 8434-3	11/16" - 16 UN	FFH06-27/38S M	69.3	2.73	33	1.3	19.7	0.78	30	1.18	
10	3/8"	F NPTF	ANSI B1.20.3	NPTF 3/8" FEMALE	FFH06 38NPT MT	68.3	2.69	33	1.3	19.7	0.78	30	1.18	
10	3/8"	F JPT	UNI EN 10226-2	RC 3/8 FEMALE (JPT)	FFH06 38JPT M	68.3	2.69	33	1.3	19.7	0.78	30	1.18	
10	3/8"	F BSPP	ISO 1179-1	BSPP 3/8" FEMALE	FFH06 38GAS MB	68.3	2.69	33	1.3	19.7	0.78	30	1.18	
10	3/8"	F JPT	UNI EN 10226-2	RC 1/2 FEMALE (JPT)	FFH06 12JPT M	71.8	2.83	33	1.3	19.7	0.78	30	1.18	
10	3/8"	07/ METRIC	ISO 8434-1-L	M22x1.5 MALE BULKHEAD SHORT 15L	FFH06-7/2215 M	89.3	3.52	33	1.3	19.7	0.78	30	1.18	
10	3/8"	07/ METRIC	ISO 8434-1-L	M18x1.5 MALE BULKHEAD SHORT 12L	FFH06-7/1815 M	87.3	3.44	33	1.3	19.7	0.78	30	1.18	
10	3/8"	06/ METRIC	ISO 8434-1-S	M20x1.5 MALE BULKHEAD 12S	FFH06-6/2015 M	99.3	3.91	33	1.3	19.7	0.78	30	1.18	
10	3/8"	05/ METRIC	ISO 8434-1-L	M18x1.5 MALE BULKHEAD 12L	FFH06-5/1815 M	97.3	3.83	33	1.3	19.7	0.78	30	1.18	
10	3/8"	03/ METRIC	ISO 8434-1-S	M20x1.5 MALE 12S	FFH06-3/2015 M	73.3	2.89	33	1.3	19.7	0.78	30	1.18	
10	3/8"	01/ BSPP	ISO 1179-3	1/2" BSPP MALE	FFH06-21/12G M	75.3	2.96	33	1.3	19.7	0.78	30	1.18	
10	3/8"	02/ METRIC	ISO 8434-1-L	M22x1.5 MALE 15L	FFH06-2/2215 M	73.3	2.89	33	1.3	19.7	0.78	30	1.18	
10	3/8"	02/ METRIC	ISO 8434-1-L	M18x1.5 MALE 12L	FFH06-2/1815 M	72.3	2.85	33	1.3	19.7	0.78	30	1.18	
10	3/8"	02/ METRIC	ISO 8434-1-L	M16x1.5 MALE 10L	FFH06-2/1615 M	72.3	2.85	33	1.3	19.7	0.78	30	1.18	
10	3/8"	14/ SAE	ISO 8434-2	3/4"-16 UN MALE BULKHEAD JIC	FFH06-14/12S M	97.9	3.85	33	1.3	19.7	0.78	30	1.18	
10	3/8"	12/ SAE	ISO 8434-3	13/16"-16 UN MALE BULKHEAD ORFS	FFH06-12/12S M	98	3.86	33	1.3	19.7	0.78	30	1.18	
10	3/8"	11/ SAE	ISO 8434-3	11/16"-16 UN MALE ORFS	FFH06-11/38S M	72.3	2.85	33	1.3	19.7	0.78	30	1.18	
10	3/8"	11/ SAE	ISO 8434-3	13/16"-16 UN MALE ORFS	FFH06-11/12S M	74	2.91	33	1.3	19.7	0.78	30	1.18	
10	3/8"	01/ SAE	ISO 11926-3	3/4"-16 UNF MALE	FFH06-1/12S M	72.4	2.85	33	1.3	19.7	0.78	30	1.18	
10	3/8"	01/ BSPP	ISO 1179-3	1/2" BSPP MALE	FFH06-1/12G M	75.8	2.98	33	1.3	19.7	0.78	30	1.18	
10	3/8"	F BSPP	ISO 1179-1	BSPP 3/8" FEMALE	FFH06 38GAS MV*	68.3	2.69	33	1.3	19.7	0.78	30	1.18	
10	3/8"	0/ SAE	ISO 11926-1	3/4"-16 UNF FEMALE ORB	FFH06 12SAE M	71.8	2.83	33	1.3	19.7	0.78	30	1.18	
10	3/8"	F NPTF	ANSI B1.20.3	NPTF 1/2" FEMALE	FFH06 12NPT M	71.8	2.83	33	1.3	19.7	0.78	30	1.18	
10	3/8"	F NPTF	ANSI B1.20.3	NPTF 3/8" FEMALE	FFH06 38NPT M	68.3	2.69	33	1.3	19.7	0.78	30	1.18	
10	3/8"	F BSPP	ISO 1179-1	BSPP 3/8" FEMALE	FFH06 38GAS M	68.3	2.69	33	1.3	19.7	0.78	30	1.18	
10	3/8"	F BSPP	ISO 1179-1	BSPP 1/2" FEMALE	FFH06 12GAS M	73.3	2.89	33	1.3	19.7	0.78	30	1.18	



FFH

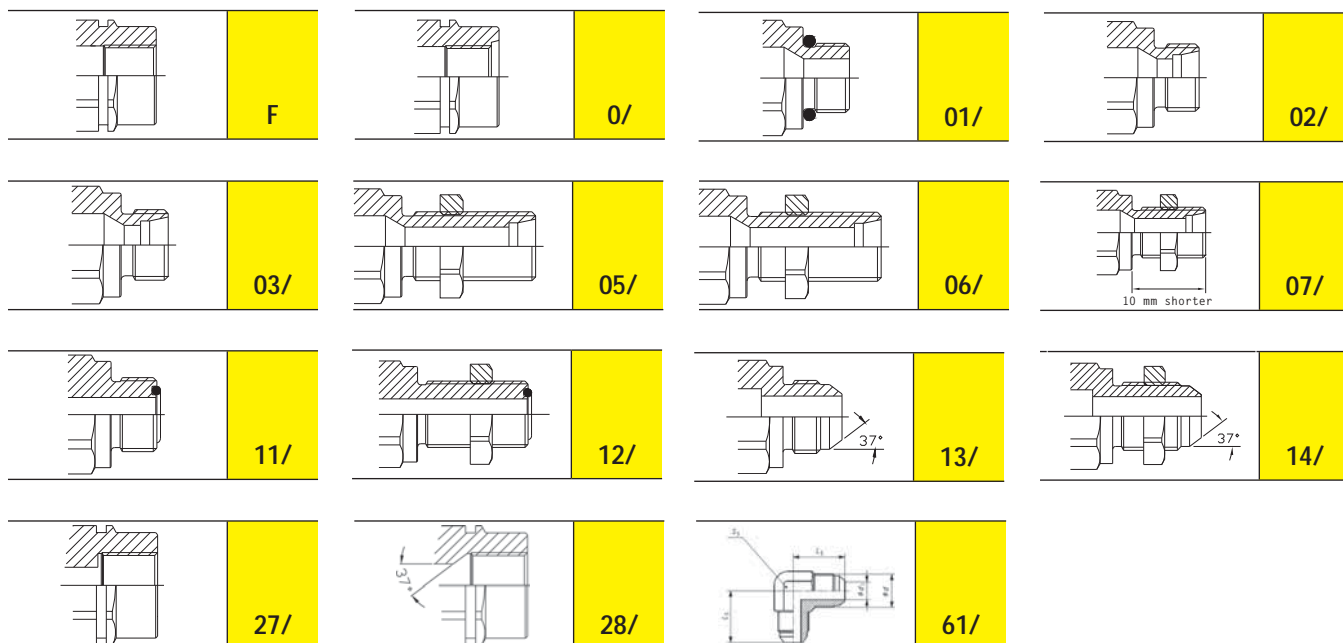
Size		Thread details			MALE									
mm	inch	Thread Type	Standard	Thread	Part Number	L (L1 + Thread)		D1		D3		HEX1		
						mm	inch	mm	inch	mm	inch	mm	inch	
12.5	1/2"	F NPTF	ANSI B1.20.3	NPTF 1/2" FEMALE	FFH08 12NPT MT	77	3.03	37	1.46	24.5	0.96	34	1.34	
12.5	1/2"	F JPT	UNI EN 10226-2	RC 1/2 FEMALE (JPT)	FFH08 12JPT M	77	3.03	37	1.46	24.5	0.96	34	1.34	
12.5	1/2"	07/ METRIC	ISO 8434-1-L	M22x1.5 MALE BULKHEAD SHORT 15L	FFH08-7/2215 M	91.5	3.6	37	1.46	24.5	0.96	34	1.34	
12.5	1/2"	61/ SAE	ISO 8434-2	9/16"-18 UN 90° MALE	FFH08-61/38S M	89	3.5	38	1.5	24.5	0.96	34	1.34	
12.5	1/2"	61/ SAE	ISO 8434-2	1-1/16"-12 UN 90° MALE	FFH08-61/34S M	89	3.5	38	1.5	24.5	0.96	34	1.34	
12.5	1/2"	05/ METRIC	ISO 8434-1-L	M18x1.5 MALE BULKHEAD 12L	FFH08-5/1815 M	99.5	3.92	37	1.46	24.5	0.96	34	1.34	
12.5	1/2"	02/ METRIC	ISO 8434-1-L	M22x1.5 MALE 15L	FFH08-2/2215 M	75.5	2.97	37	1.46	24.5	0.96	34	1.34	
12.5	1/2"	02/ METRIC	ISO 8434-1-L	M18x1.5 MALE 12L	FFH08-2/1815 M	74.5	2.93	37	1.46	24.5	0.96	34	1.34	
12.5	1/2"	14/ SAE	ISO 8434-2	7/8"-14 UNF MALE BULKHEAD JIC	FFH08-14/58S M	103.6	4.08	37	1.46	24.5	0.96	34	1.34	
12.5	1/2"	14/ SAE	ISO 8434-2	1-1/16"-12 UN MALE BULKHEAD JIC	FFH08-14/34S M	108.4	4.27	37	1.46	24.5	0.96	34	1.34	
12.5	1/2"	13/ SAE	ISO 8434-2	7/8"-14 UNF MALE JIC	FFH08-13/58S M	82.8	3.26	37	1.46	24.5	0.96	34	1.34	
12.5	1/2"	12/ SAE	ISO 8434-3	1"-14 UNS MALE BULKHEAD ORFS	FFH08-12/58S M	104	4.09	37	1.46	24.5	0.96	34	1.34	
12.5	1/2"	12/ SAE	ISO 8434-3	1-3/16"-12 UN MALE BULKHEAD ORFS	FFH08-12/34S M	105.5	4.15	37	1.46	24.5	0.96	34	1.34	
12.5	1/2"	12/ SAE	ISO 8434-3	13/16"-16 UN MALE BULKHEAD ORFS	FFH08-12/12S M	100	3.94	37	1.46	24.5	0.96	34	1.34	
12.5	1/2"	01/ METRIC	ISO 6149-2	M22x1.5 MALE	FFH08-1/2215 M	78.5	3.09	37	1.46	24.5	0.96	34	1.34	
12.5	1/2"	01/ SAE	ISO 11926-3	3/4"-16 UNF MALE	FFH08-1/12S M	74.6	2.94	37	1.46	24.5	0.96	34	1.34	
12.5	1/2"	01/ BSPP	ISO 1179-3	1/2" BSPP MALE	FFH08-1/12G M	78	3.07	37	1.46	24.5	0.96	34	1.34	
12.5	1/2"	0/ SAE	ISO 11926-1	7/8"-14 UNF FEMALE ORB	FFH08 58SAE M	76	2.99	37	1.46	24.5	0.96	34	1.34	
12.5	1/2"	F NPTF	ANSI B1.20.3	NPTF 3/4" FEMALE	FFH08 34NPT M	77	3.03	37	1.46	24.5	0.96	34	1.34	
12.5	1/2"	0/ SAE	ISO 11926-1	3/4"-16 UNF FEMALE ORB	FFH08 12SAE M	75	2.95	37	1.46	24.5	0.96	34	1.34	
12.5	1/2"	F BSPP	ISO 1179-1	BSPP 1/2" FEMALE	FFH08 12GAS MV*	75	2.95	37	1.46	24.5	0.96	34	1.34	
12.5	1/2"	0/ SAE	ISO 11926-1	1-1/16"-12 UN FEMALE ORB	FFH08 34SAE M	81	3.19	37	1.46	24.5	0.96	34	1.34	
12.5	1/2"	F NPTF	ANSI B1.20.3	NPTF 1/2" FEMALE	FFH08 12NPT M	77	3.03	37	1.46	24.5	0.96	34	1.34	
12.5	1/2"	F BSPP	ISO 1179-1	BSPP 3/4" FEMALE	FFH08 34GAS M	78	3.07	37	1.46	24.5	0.96	34	1.34	
12.5	1/2"	F BSPP	ISO 1179-1	BSPP 1/2" FEMALE	FFH08 12GAS M	75	2.95	37	1.46	24.5	0.96	34	1.34	
16	5/8"	06/ METRIC	ISO 8434-1-S	M24x1.5 MALE BULKHEAD 16S	FFH10-6/2415 M	115.7	4.56	45	1.77	27	1.06	41	1.61	
16	5/8"	05/ METRIC	ISO 8434-1-L	M26x1.5 MALE BULKHEAD 18L	FFH10-5/2615 M	115.7	4.56	45	1.77	27	1.06	41	1.61	
16	5/8"	03/ METRIC	ISO 8434-1-S	M24x1.5 MALE 16S	FFH10-3/2415 M	89.7	3.53	45	1.77	27	1.06	41	1.61	
16	5/8"	02/ METRIC	ISO 8434-1-L	M26x1.5 MALE 18L	FFH10-2/2615 M	87.7	3.45	45	1.77	27	1.06	41	1.61	
16	5/8"	01/ SAE	ISO 11926-3	7/8"-14 UNF MALE	FFH10-1/58S M	88.4	3.48	45	1.77	27	1.06	41	1.61	
16	5/8"	01/ SAE	ISO 11926-3	1-1/16"-12 UN MALE	FFH10-1/34S M	90.8	3.57	45	1.77	27	1.06	41	1.61	
16	5/8"	F BSPP	ISO 1179-1	BSPP 5/8" FEMALE	FFH10 58GAS M	91.1	3.59	45	1.77	27	1.06	41	1.61	
16	5/8"	0/ SAE	ISO 11926-1	1-1/16"-12 UN FEMALE ORB	FFH10 34SAE M	94.1	3.7	45	1.77	27	1.06	41	1.61	
16	5/8"	F NPTF	ANSI B1.20.3	NPTF 3/4" FEMALE	FFH10 34NPT M	91.1	3.59	45	1.77	27	1.06	41	1.61	
16	5/8"	F BSPP	ISO 1179-1	BSPP 3/4" FEMALE	FFH10 34GAS M	91.1	3.59	45	1.77	27	1.06	41	1.61	
20	3/4"	F JPT	UNI EN 10226-2	RC 3/4 FEMALE (JPT)	FFH12 34JPT M	101.5	4	46	1.81	29.95	1.18	42	1.65	
20	3/4"	06/ METRIC	ISO 8434-1-S	M30x2 MALE BULKHEAD 20S	FFH12-6/3020 M	129.9	5.11	46	1.81	29.95	1.18	42	1.65	
20	3/4"	14/ SAE	ISO 8434-2	1-1/16"-12 UN MALE BULKHEAD JIC	FFH12-14/34S M	130.3	5.13	46	1.81	29.95	1.18	42	1.65	
20	3/4"	13/ SAE	ISO 8434-2	1-1/16"-12 UN MALE JIC	FFH12-13/34S M	107.8	4.24	46	1.81	29.95	1.18	42	1.65	
20	3/4"	12/ SAE	ISO 8434-3	1-3/16"-12 UN MALE BULKHEAD ORFS	FFH12-12/34S M	127.4	5.02	46	1.81	29.95	1.18	42	1.65	
20	3/4"	01/ SAE	ISO 11926-3	1-1/16"-12 UN MALE	FFH12-1/34S M	101	3.98	46	1.81	29.95	1.18	42	1.65	
20	3/4"	0/ SAE	ISO 11926-1	1-1/16"-12 UN FEMALE ORB	FFH12 34SAE M	101.6	4	46	1.81	29.95	1.18	42	1.65	
20	3/4"	F NPTF	ANSI B1.20.3	NPTF 3/4" FEMALE	FFH12 34NPT M	101.6	4	46	1.81	29.95	1.18	42	1.65	
20	3/4"	0/ SAE	ISO 11926-1	1-5/16"-12 UN FEMALE ORB	FFH12 1SAE M	101.6	4	46	1.81	29.95	1.18	42	1.65	
20	3/4"	F NPTF	ANSI B1.20.3	NPTF 1" FEMALE	FFH12 1NPT M	101.5	4	46	1.81	29.95	1.18	42	1.65	

FFH



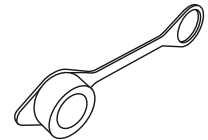

Size		Thread details			MALE									
mm	inch	Thread Type	Standard	Thread	Part Number	L (L1 + Thread)		D1		D3		HEX1		
						mm	inch	mm	inch	mm	inch	mm	inch	
20	3/4"	F BSPP	ISO 1179-1	BSPP 1" FEMALE	FFH12 1GAS M	101.6	4	46	1.81	29.95	1.18	42	1.65	
20	3/4"	F BSPP	ISO 1179-1	BSPP 3/4" FEMALE	FFH12 34GAS M	101.6	4	46	1.81	29.95	1.18	42	1.65	
25	1"	O6/ METRIC	ISO 8434-1-S	M36x2 MALE BULKHEAD 25S	FFH16-6/3620 M	140	5.51	59	2.32	36	1.42	55	2.17	
25	1"	O/ SAE	ISO 11926-1	1-5/16"-12 UN FEMALE ORB	FFH16 1SAE M	106.5	4.19	59	2.32	36	1.42	55	2.17	
25	1"	F NPTF	ANSI B1.20.3	NPTF 1" FEMALE	FFH16 1NPT M	107.5	4.23	59	2.32	36	1.42	55	2.17	
25	1"	F NPTF	ANSI B1.20.3	NPTF 1-1/4" FEMALE	FFH16 114NPT M	106.5	4.19	59	2.32	36	1.42	55	2.17	
25	1"	F BSPP	ISO 1179-1	BSPP 1-1/4" FEMALE	FFH16 114GAS M	109	4.29	59	2.32	36	1.42	55	2.17	
25	1"	F BSPP	ISO 1179-1	BSPP 1-1/2" FEMALE	FFH16 112GAS M	110	4.33	59	2.32	36	1.42	55	2.17	
25	1"	F BSPP	ISO 1179-1	BSPP 1" FEMALE	FFH16 1GAS M	106.5	4.19	59	2.32	36	1.42	55	2.17	
31.5	1-1/4"	F BSPP	ISO 1179-1	BSPP 1-1/4" FEMALE	FFH20 114GAS M	109	4.29	59	2.32	44	1.73	55	2.17	

* Part number ending in V have seals in FKM and consequently a Working Temperature of -20°C + 200 °C.



Flat Face

FFH Accessories and Spares



PVC dust protections

pag 169



Aluminium dust protections

pag 171



Acetal Resin dust protections

pag 173



Seals Kits

pag 173

FSH



Flat face couplings, ISO 16028 interchange, 35 MPa series, sectors latching.

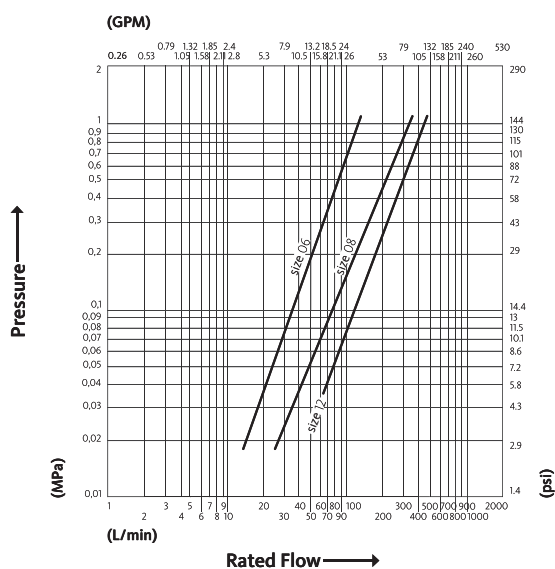
Flat face couplings with real maximum working pressure of 35 MPa and Zinc-Nickel plating. The sector latching system enables to effectively tackle the Brinelling effect, provoked by high frequency impulse pressures. ISO 16028 interchange.



Applications



Pressure Drop



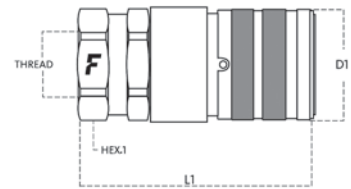
Test performed according to ISO 18869

Technical Specifications

dash	Size mm	inch	Working Pressure (MPa)	Flow Rate (l/min)	Spillage (ml)	Force to Connect (N)	Burst pressure (MPa)		
							Male	Female	Male + Female
06	10	3/8"	35	50	0.008	150	140	140	170
08	12.5	1/2"	35	110	0.01	210	140	140	170
12	20	3/4"	35	160	0.02	215	140	140	140
16	25	1"	35	230	0.03	280	140	140	170

Material	Steel
Seals	NBR; PUR
Working temperatures	- 25 °C to + 100 °C
Surface treatment	MATE 1000 (ZnNi)
Series Interchange	ISO 16028

Valve Type	Flat
Connection	Push to Connect
Disconnection	Sleeve Retraction
Connection Under Pressure	Not Allowed



FSH

Size		Thread details			FEMALE						
mm	inch	Thread Type	Standard	Thread	Part Number	L (L1 + Thread)		D1		HEX1	
						mm	inch	mm	inch	mm	inch
10	3/8"	F BSPP	ISO 1179-1	BSPP 3/8" FEMALE	FSH06 38GAS F	75	2.95	30	1.18	27	1.06
10	3/8"	O2/ METRIC	ISO 8434-1-L	M18x1.5 MALE 12L	FSH06-2/1815 F	81	3.19	30	1.18	27	1.06
12.5	1/2"	F BSPP	ISO 1179-1	BSPP 1/2" FEMALE	FSH08 12GAS F	81.3	3.2	38	1.5	34	1.34
12.5	1/2"	O/ SAE	ISO 11926-1	1-1/16"-12 UN FEMALE ORB	FSH08 34SAE F	86.8	3.42	38	1.5	34	1.34
20	3/4"	F BSPP	ISO 1179-1	BSPP 3/4" FEMALE	FSH12 34GAS F	100	3.94	48	1.89	42	1.65
20	3/4"	O/ SAE	ISO 11926-1	1 - 1/16" - 12 UN FEMALE ORB	FSH12 34SAE F	104	4.09	48	1.89	42	1.65
25	1"	F BSPP	ISO 1179-1	BSPP 1" FEMALE	FSH16 1GAS F	100.5	3.96	55	2.17	50	1.97
25	1"	O/ SAE	ISO 11926-1	1-5/16"-12 UN FEMALE ORB	FSH16 1SAE F	100.5	3.96	55	2.17	50	1.97

FSH Accessories and Spares



PVC dust protections

pag 169



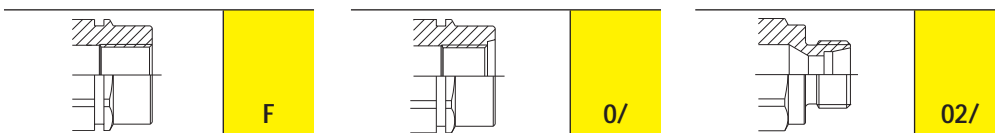
Aluminium dust protections

pag 171



Acetal Resin dust protections

pag 173



3FFH



Flat face couplings, ISO 16028, connection under pressure.

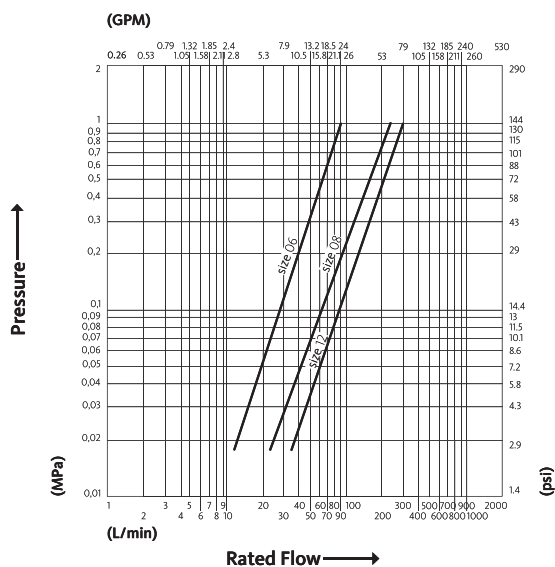
Flat face couplings, connectable under residual pressure. Real 35 MPa max working pressure. ISO 16028 interchange. Zinc-Nickel plating. It is possible to couple either a 3FFH female half under pressure with a FFH male half, or a 3FFH male half under pressure with a FFH female half.



Applications



Pressure Drop



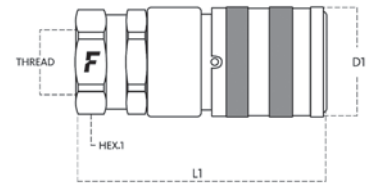
Technical Specifications

dash	Size		Working Pressure (MPa)	Flow Rate (l/min)	Spillage (ml)	Force to Connect (N)	Burst pressure (MPa)		
	mm	inch					Male	Female	Male + Female
06	10	3/8"	35	35	0.008	190	140	140	140
08	12.5	1/2"	35	65	0.01	200	140	140	140
10	16	5/8"	35	97	0.02	210	140	140	140
12	20	3/4"	35	115	0.02	220	140	140	140

Material	Steel
Seals	NBR; PUR
Working temperatures	- 25 °C to + 100 °C
Surface treatment	MATE 1000 (ZnNi)
Series Interchange	ISO 16028

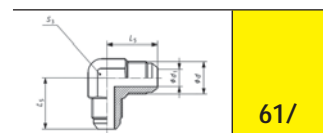
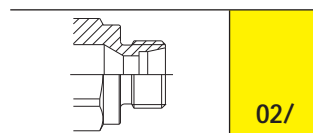
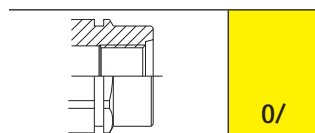
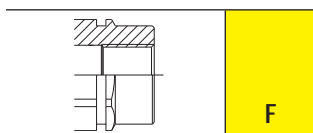
Valve Type	Flat
Connection	Push to Connect
Disconnection	Sleeve Retraction
Connection Under Pressure	Allowed



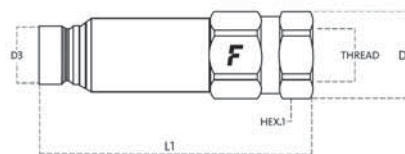


3FFH

Size		Thread details			FEMALE						
mm	inch	Thread Type	Standard	Thread	Part Number	L (L1 + Thread)		D1		HEX1	
						mm	inch	mm	inch	mm	inch
10	3/8"	F BSPP	ISO 1179-1	BSPP 3/8" FEMALE	3FFH06 38GAS F	75	2.95	30	1.18	27	1.06
10	3/8"	O2/ METRIC	ISO 8434-1-L	M22x1.5 MALE 15L	3FFH06-2/2215F	81.9	3.22	30	1.18	27	1.06
12.5	1/2"	F BSPP	ISO 1179-1	BSPP 1/2" FEMALE	3FFH08 12GAS F	81.3	3.2	38	1.5	34	1.34
12.5	1/2"	F NPTF	ANSI B1.20.3	NPTF 1/2" FEMALE	3FFH08 12NPT F	81.3	3.2	38	1.5	34	1.34
12.5	1/2"	O/ SAE	ISO 11926-1	7/8"-14 UNF FEMALE ORB	3FFH08 58SAE F	81.3	3.2	38	1.5	34	1.34
12.5	1/2"	O/ SAE	ISO 11926-1	1-1/16"-12 UN FEMALE ORB	3FFH08 34SAE FA	86.8	3.42	38	1.5	34	1.34
12.5	1/2"	61/ SAE	ISO 8434-2	9/16"-18 UN 90° MALE	3FFH08-61/38SFS	100.8	3.97	38	1.5	34	1.34
12.5	1/2"	61/ SAE	ISO 8434-2	1-1/16"-12 UN 90° MALE	3FFH08-61/34SFS	100.8	3.97	38	1.5	34	1.34
20	3/4"	F BSPP	ISO 1179-1	BSPP 3/4" FEMALE	3FFH12 34GAS F	100	3.94	48	1.89	42	1.65

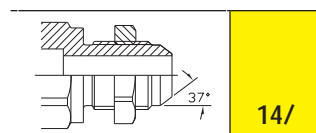
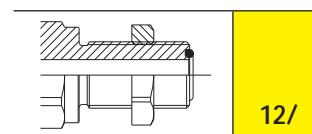
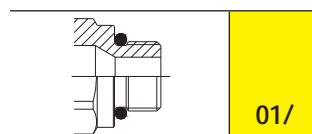
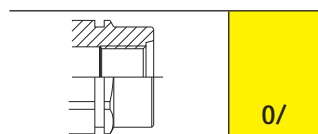
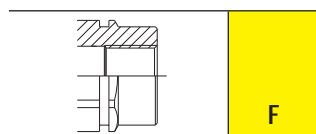


3FFH

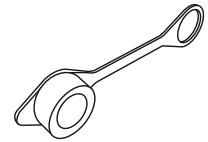



Size		Thread details			MALE									
mm	inch	Thread Type	Standard	Thread	Part Number	L (L1 + Thread)		D1		D3		HEX1		
						mm	inch	mm	inch	mm	inch	mm	inch	
10	3/8"	F NPTF	ANSI B1.20.3	NPTF 3/8" FEMALE	3FFH06 38NPT M	96.8	3.81	33	1.3	19.7	0.78	30	1.18	
10	3/8"	F BSPP	ISO 1179-1	BSPP 3/8" FEMALE	3FFH06 38GAS M	96.8	3.81	30	1.18	19.7	0.78	30	1.18	
10	3/8"	O/ SAE	ISO 11926-1	3/4"-16 UNF FEMALE ORB	3FFH06 12SAE M	100.3	3.95	33	1.3	19.7	0.78	30	1.18	
10	3/8"	F BSPP	ISO 1179-1	BSPP 1/2" FEMALE	3FFH06 12GAS M	101.8	4.01	33	1.3	19.7	0.78	30	1.18	
12.5	1/2"	14/ SAE	ISO 8434-2	7/8"-14 UNF MALE BULKHEAD JIC	3FFH08-14/58S M	144.3	5.68	37	1.46	24.5	0.96	34	1.34	
12.5	1/2"	14/ SAE	ISO 8434-2	1-1/16"-12 UN MALE BULKHEAD JIC	3FFH08-14/34SMB	149.1	5.87	37	1.46	24.5	0.96	34	1.34	
12.5	1/2"	14/ SAE	ISO 8434-2	1-1/16"-12 UN MALE BULKHEAD JIC	3FFH08-14/34S M	149.1	5.87	37	1.46	24.5	0.96	34	1.34	
12.5	1/2"	14/ SAE	ISO 8434-2	3/4"-16 UN MALE BULKHEAD JIC	3FFH08-14/12S M	140.8	5.54	37	1.46	24.5	0.96	34	1.34	
12.5	1/2"	12/ SAE	ISO 8434-3	1"-14 UNS MALE BULKHEAD ORFS	3FFH08-12/58S M	144.7	5.7	37	1.46	24.5	0.96	34	1.34	
12.5	1/2"	12/ SAE	ISO 8434-3	1-3/16"-12 UN MALE BULKHEAD ORFS	3FFH08-12/34S M	146.2	5.76	37	1.46	24.5	0.96	34	1.34	
12.5	1/2"	O/ SAE	ISO 11926-1	7/8"-14 UNF FEMALE ORB	3FFH08 58SAE M	116.7	4.59	37	1.46	24.5	0.96	34	1.34	
12.5	1/2"	O/ SAE	ISO 11926-1	1-1/16"-12 UN FEMALE ORB	3FFH08 34SAE M	121.7	4.79	37	1.46	24.5	0.96	34	1.34	
12.5	1/2"	F BSPP	ISO 1179-1	BSPP 3/4" FEMALE	3FFH08 34GAS M	118.7	4.67	37	1.46	24.5	0.96	34	1.34	
12.5	1/2"	O/ SAE	ISO 11926-1	3/4"-16 UNF FEMALE ORB	3FFH08 12SAE M	115.7	4.56	37	1.46	24.5	0.96	34	1.34	
12.5	1/2"	F NPTF	ANSI B1.20.3	NPTF 1/2" FEMALE	3FFH08 12NPT M	117.7	4.63	37	1.46	24.5	0.96	34	1.34	
12.5	1/2"	F BSPP	ISO 1179-1	BSPP 1/2" FEMALE	3FFH08 12GAS M	115.7	4.56	37	1.46	24.5	0.96	34	1.34	
16	5/8"	O/ SAE	ISO 11926-1	1-1/16"-12 UN FEMALE ORB	3FFH10 34SAE M	126.8	4.99	45	1.77	27	1.06	41	1.61	
16	5/8"	F NPTF	ANSI B1.20.3	NPTF 3/4" FEMALE	3FFH10 34NPT M	123.8	4.87	45	1.77	27	1.06	41	1.61	
20	3/4"	O1/ SAE	ISO 11926-3	1-1/16"-12 UN MALE	3FFH12-1/34S M	128	5.04	46	1.81	29.95	1.18	42	1.65	
20	3/4"	O/ SAE	ISO 11926-1	1-1/16"-12 UN FEMALE ORB	3FFH12 34SAE M	128.4	5.06	46	1.81	29.95	1.18	42	1.65	
20	3/4"	F BSPP	ISO 1179-1	BSPP 3/4" FEMALE	3FFH12 34GAS M	128.4	5.06	46	1.81	29.95	1.18	42	1.65	
20	3/4"	F BSPP	ISO 1179-1	BSPP 1" FEMALE	3FFH12 1GAS M	128.4	5.06	46	1.81	29.95	1.18	42	1.65	

Flat Face



3FFH Accessories and Spares



PVC dust protections

pag 169



Aluminium dust protections

pag 171



Acetal Resin dust protections

pag 173



2FSI - FFI

Sectors latching couplings. Size 1-1/2", 2", 3".

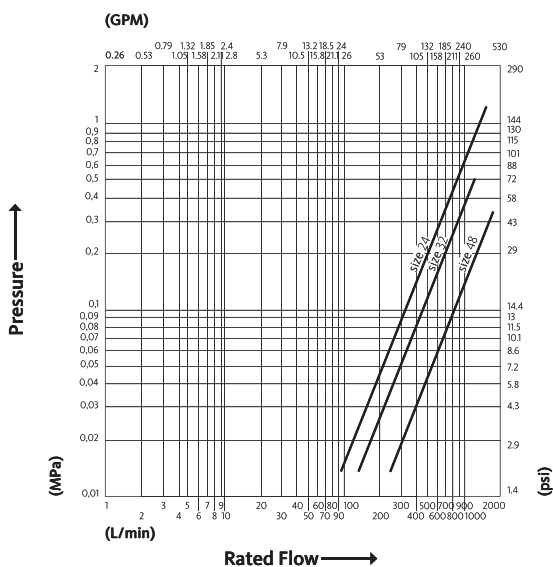
Flat face couplings equipped with sector latching system. High resistance to the Brinelling effect, provoked by high frequency impulse pressures. Available on 1", 1-1/2", 2" and 3" sizes. MARKET interchange.



Applications



Pressure Drop



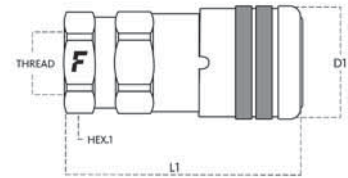
Technical Specifications

dash	Size mm	inch	Working Pressure (MPa)	Flow Rate (l/min)	Spillage (ml)	Force to Connect (N)	Burst pressure (MPa)		
							Male	Female	Male + Female
24	37.5	1-1/2"	25	500	0.05	345	120	100	125
32	50	2"	25	1000	0.1	430	80	50	100
48	75	3"	12	1150	0.1	520	80	50	80

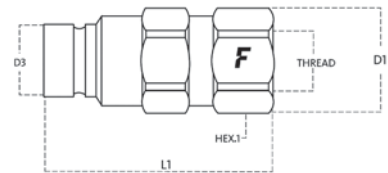
Material	Steel
Seals	NBR; PUR
Working temperatures	- 25 °C to + 100 °C
Surface treatment	MATE 500 (CrIII)
Series Interchange	MARKET

Valve Type	Flat
Connection	Push to Connect
Disconnection	Sleeve Retraction
Connection Under Pressure	Not Allowed

2FSI - FFI



Size		Thread details			FEMALE							
mm	inch	Thread Type	Standard	Thread	Part Number	L (L1 + Thread)		D1		HEX1		
						mm	inch	mm	inch	mm	inch	
37.5	1-1/2"	F BSPP	ISO 1179-1	BSPP 1-1/2" FEMALE	2FSI112 GAS F	133.4	5.25	80	3.15	70	2.76	
37.5	1-1/2"	F NPTF	ANSI B1.20.3	NPTF 1-1/2" FEMALE	2FSI112 NPT F	133.4	5.25	80	3.15	70	2.76	
50	2"	F BSPP	ISO 1179-1	BSPP 2" FEMALE	2FSI 2 GAS F	158.1	6.22	100	3.94	80	3.15	
75	3"	F BSPP	ISO 1179-1	BSPP 3" FEMALE	2FSI 3 GAS F	211.5	8.33	159	6.26	115	4.53	



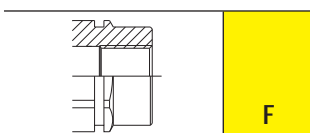
Size		Thread details			MALE									
mm	inch	Thread Type	Standard	Thread	Part Number	L (L1 + Thread)		D1		D3		HEX1		
						mm	inch	mm	inch	mm	inch	mm	inch	
37.5	1-1/2"	F NPTF	ANSI B1.20.3	NPTF 1-1/2" FEMALE	FFI112 NPT M	104.2	4.1	70	2.76	57	2.24	65	2.56	
37.5	1-1/2"	F BSPP	ISO 1179-1	BSPP 1-1/2" FEMALE	FFI112 GAS M	104.2	4.1	70	2.76	57	2.24	65	2.56	
50	2"	F BSPP	ISO 1179-1	BSPP 2" FEMALE	FFI 2 GAS M	142	5.59	90	3.54	73	2.87	80	3.15	
75	3"	F BSPP	ISO 1179-1	BSPP 3" FEMALE	FFI 3 GAS M	182.3	7.18	159	6.26	125	4.92	115	4.53	

2FSI - FFI Accessories and Spares



Aluminium dust protections

pag 171





2FFI brass

Flat face couplings, ISO 16028, brass.

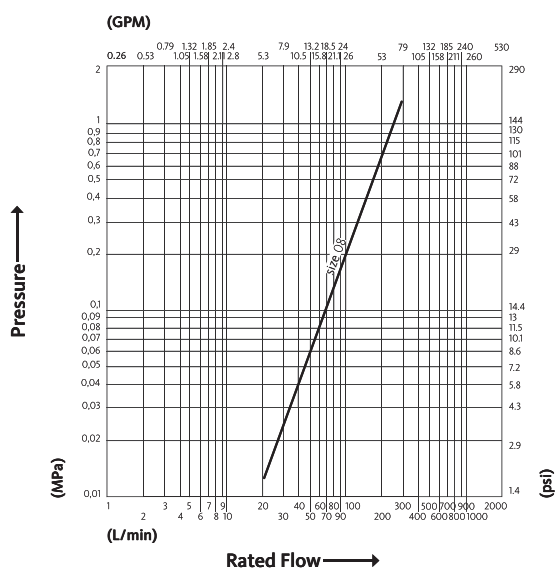
Flat face couplings, with brass components and seals in Viton. Suitable for industrial applications. ISO 16028 interchange.



Applications



Pressure Drop



Test performed according to ISO 18869

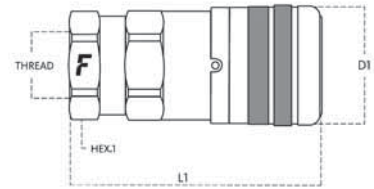
Technical Specifications

dash	Size		Working Pressure (MPa)	Flow Rate (l/min)	Spillage (ml)	Force to Connect (N)	Burst pressure (MPa)		
	mm	inch					Male	Female	Male + Female
08	12.5	1/2"	12	100	0.01	220	50	50	50

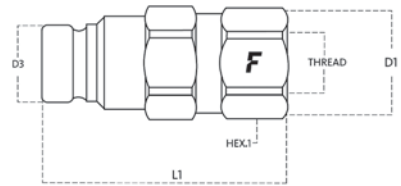
Material	Brass
Seals	VITON
Working temperatures	- 20 °C to + 200 °C
Surface treatment	
Series Interchange	ISO 16028

Valve Type	Flat
Connection	Push to Connect
Disconnection	Sleeve Retraction
Connection Under Pressure	Not Allowed

2FFI brass

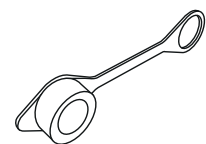



Size		Thread details			FEMALE						
mm	inch	Thread Type	Standard	Thread	Part Number	L (L1 + Thread)		D1		HEX1	
						mm	inch	mm	inch	mm	inch
12.5	1/2"	F NPTF	ANSI B1.20.3	NPTF 3/4" FEMALE	2FFI12-34NPTF5V	86.4	3.4	38	1.5	34	1.34



Size		Thread details			MALE								
mm	inch	Thread Type	Standard	Thread	Part Number	L (L1 + Thread)		D1		D3		HEX1	
						mm	inch	mm	inch	mm	inch	mm	inch
12.5	1/2"	F NPTF	ANSI B1.20.3	NPTF 3/4" FEMALE	FFI12-34NPTM5V	81.5	3.21	38	1.5	24.5	0.96	34	1.34

2FFI brass Accessories and Spares



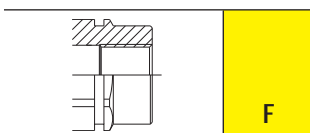
PVC dust protections

pag 169



Aluminium dust protections

pag 171





2FFI stainless steel

Flat face couplings, ISO 16028, stainless steel.

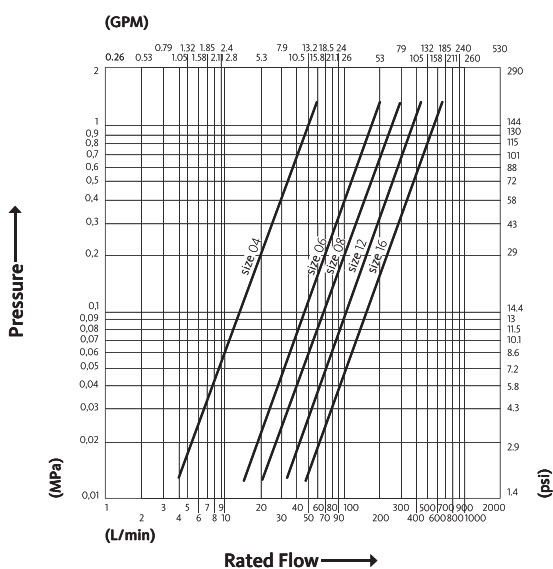
Flat face couplings, with stainless steel (AISI 316) components and seals in Viton. High resistance to corrosion. ISO 16028 interchangeable.



Applications



Pressure Drop



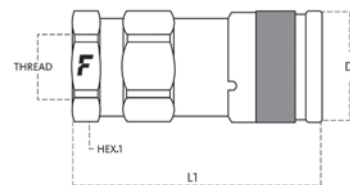
Test performed according to ISO 18869

Technical Specifications

dash	Size		Working Pressure (MPa)	Flow Rate (l/min)	Spillage (ml)	Force to Connect (N)	Burst pressure (MPa)		
	mm	inch					Male	Female	Male + Female
04	6.3	1/4"	25	20	0.006	95	100	100	100
06	10	3/8"	25	45	0.008	115	100	100	100
08	12.5	1/2"	25	100	0.01	220	100	100	100
12	20	3/4"	25	160	0.02	215	100	100	100
16	25	1"	25	210	0.03	280	100	100	100

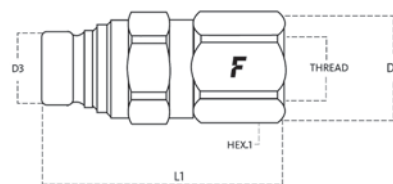
Material	Stainless Steel
Seals	VITON
Working temperatures	- 20 °C to + 200 °C
Surface treatment	
Series Interchange	ISO 16028

Valve Type	Flat
Connection	Push to Connect
Disconnection	Sleeve Retraction
Connection Under Pressure	Not Allowed

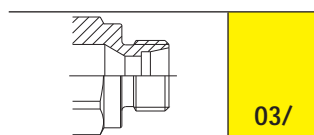
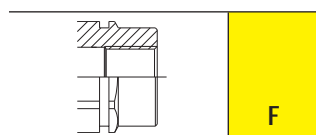


2FFI stainless steel

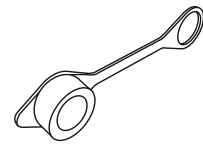
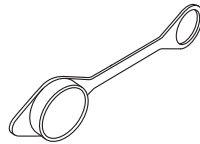
Size		Thread details			FEMALE							
mm	inch	Thread Type	Standard	Thread	Part Number	L (L1 + Thread)		D1		HEX1		
						mm	inch	mm	inch	mm	inch	
6.3	1/4"	F NPTF	ANSI B1.20.3	NPTF 1/4" FEMALE	2FFI14 NPT F 2	58.6	2.31	27	1.06	24	0.94	
6.3	1/4"	F BSPP	ISO 1179-1	BSPP 1/4" FEMALE	2FFI14 GAS F2V	58.6	2.31	27	1.06	24	0.94	
10	3/8"	F BSPP	ISO 1179-1	BSPP 1/2" FEMALE	2FFN38-12GASF2V	74.9	2.95	30	1.18	27	1.06	
10	3/8"	F BSPP	ISO 1179-1	BSPP 3/8" FEMALE	2FFN38 GAS F 2V	73.2	2.88	30	1.18	27	1.06	
10	3/8"	O3/ METRIC	ISO 8434-1-S	M18x1.5 MALE 10S	2FFN38-3/18 F2V	73.8	2.91	30	1.18	27	1.06	
12.5	1/2"	F BSPP	ISO 1179-1	BSPP 1/2" FEMALE	2FFI12 GAS F 2V	81.9	3.22	38	1.5	32	1.26	
20	3/4"	F NPTF	ANSI B1.20.3	NPTF 3/4" FEMALE	2FFI34 NPT F 2V	100.3	3.95	48	1.89	42	1.65	
20	3/4"	F BSPP	ISO 1179-1	BSPP 3/4" FEMALE	2FFI34 GAS F 2V	100.3	3.95	48	1.89	41	1.61	
25	1"	F BSPP	ISO 1179-1	BSPP 1" FEMALE	2FFI 1 GAS F 2V	101	3.98	55	2.17	50	1.97	



Size		Thread details			MALE								
mm	inch	Thread Type	Standard	Thread	Part Number	L (L1 + Thread)		D1		D3		HEX1	
						mm	inch	mm	inch	mm	inch	mm	inch
6.3	1/4"	F BSPP	ISO 1179-1	BSPP 1/4" FEMALE	FFI14 GAS M2V	62.8	2.47	26	1.02	16.1	0.63	24	0.94
10	3/8"	F BSPP	ISO 1179-1	BSPP 1/2" FEMALE	FFN38-12GAS M2V	71	2.8	30	1.18	19.7	0.78	27	1.06
10	3/8"	F BSPP	ISO 1179-1	BSPP 3/8" FEMALE	FFN38 GAS M 2V	67	2.64	30	1.18	19.7	0.78	30	1.18
10	3/8"	O3/ METRIC	ISO 8434-1-S	M18x1.5 MALE 10S	FFN38-3/18 M2V	68	2.68	30	1.18	19.7	0.78	27	1.06
12.5	1/2"	F BSPP	ISO 1179-1	BSPP 1/2" FEMALE	FFI12 GAS M 2V	83.6	3.29	35	1.38	24.5	0.96	32	1.26
20	3/4"	F NPTF	ANSI B1.20.3	NPTF 3/4" FEMALE	FFI34 NPT M 2V	99.4	3.91	46	1.81	29.9	1.18	42	1.65
20	3/4"	F BSPP	ISO 1179-1	BSPP 3/4" FEMALE	FFI34 GAS M 2V	99.4	3.91	46	1.81	29.9	1.18	42	1.65
25	1"	F BSPP	ISO 1179-1	BSPP 1" FEMALE	FFI 1 GAS M 2V	107.7	4.24	55	2.17	36	1.42	50	1.97



2FFI stainless steel Accessories and Spares



PVC dust protections

pag 169



Aluminium dust protections

pag 171

FFC



Flat face cartridge couplings, stainless steel.

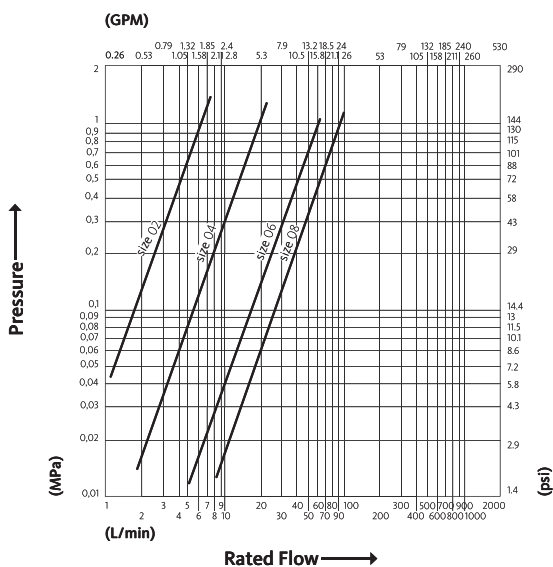
Self-aligning flat face couplings for multiconnections. Misalignments up to ± 0.5 mm and $\pm 1^\circ$ (angular) are automatically compensated during the connection. Stainless steel components (AISI 316) with Viton seals. Faster proprietary profile. Cartridges without thread, to be installed into machined housing.



Applications



Pressure Drop



Test performed according to ISO 18869

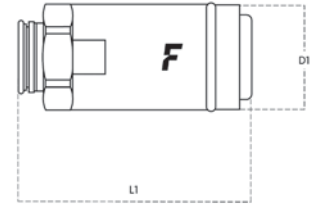
Technical Specifications

dash	Size mm	inch	Working Pressure (MPa)	Flow Rate (l/min)	Spillage (ml)	Force to Connect (N)	Burst pressure (MPa)		
							Male	Female	Male + Female
02	3.2	1/8"	25	2.5	0.002	80	100	100	130
04	6.3	1/4"	32	8	0.002	80	150	90	130
06	10	3/8"	25	23	0.006	110	90	100	100
08	12.5	1/2"	45	35	0.006	185	140	80	180

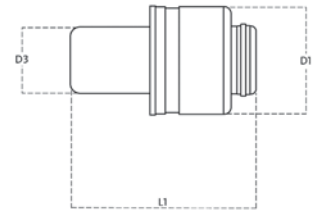
Material	Stainless Steel
Seals	VITON
Working temperatures	- 20 °C to +200 °C
Surface treatment	
Series Interchange	MARKET

Valve Type	Flat
Connection	Special
Disconnection	Special
Connection Under Pressure	Not Allowed

FFC



Size		Thread details			FEMALE						
mm	inch	Thread Type	Standard	Thread	Part Number	L (L1 + Thread)		D1		HEX1	
						mm	inch	mm	inch	mm	inch
6.3	1/4"				FFC14 F 2V	44.8	1.76	19	0.75		
10	3/8"				FFC38 F 2V	49.3	1.94	23.9	0.94		
12.5	1/2"				FFC12 F 2V	70.8	2.79	31.3	1.23		



Size		Thread details			MALE								
mm	inch	Thread Type	Standard	Thread	Part Number	L (L1 + Thread)		D1		D3		HEX1	
						mm	inch	mm	inch	mm	inch	mm	inch
6.3	1/4"				FFC14 M 2V	36	1.42	19.6	0.77	12.1	0.48		
10	3/8"				FFC38 M 2V	40.5	1.59	24.5	0.96	16.1	0.63		
12.5	1/2"				FFC12 M 2V	56	2.2	32.5	1.28	19.7	0.78		

FHV



Screw to connect flat face couplings.

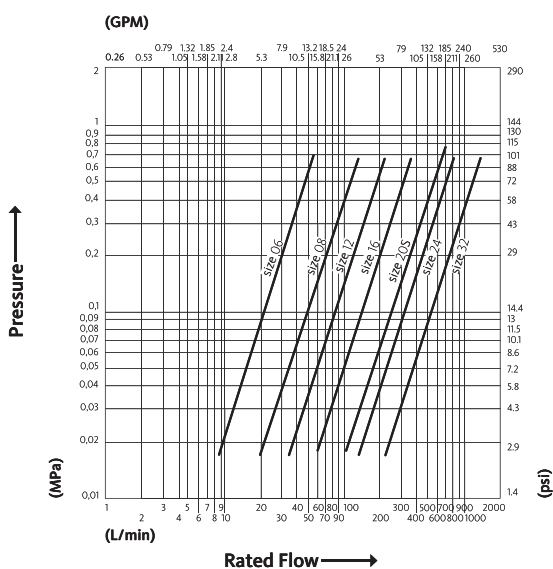
Screw-on flat face couplings, suitable for construction equipment and heavy duty applications. The Zinc-Nickel plating guarantees a remarkable resistance to corrosion. Connectable by hand up to 35 MPa residual pressure in the male half. No hose torsion during connection and disconnection thanks to the internal bearing system. Equipped with a safety sleeve to prevent accidental disconnections due to vibrations. Aluminum and pvc dust caps available. Faster proprietary profile.



Applications



Pressure Drop



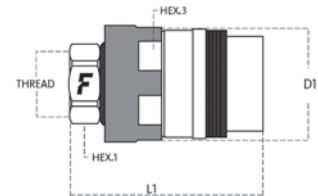
Technical Specifications

dash	Size		Working Pressure (MPa)	Flow Rate (l/min)	Spillage (ml)	Force to Connect (N)	Burst pressure (MPa)		
	mm	inch					Male	Female	Male + Female
06	10	3/8"	53	32	0.01	0	140	140	160
08	12.5	1/2"	53	70	0.01	0	140	140	160
12	20	3/4"	46	120	0.02	0	140	140	160
16	25	1"	53	200	0.03	0	140	140	160
20	31.5	1-1/4"	46	350	0.03	0	140	140	160
24	37.5	1-1/2"	46	420	0.03	0	140	140	160
32	50	2"	35	750	0.03	0	100	80	120

Material	Steel
Seals	VITON; PUR
Working temperatures	- 20 °C to + 100 °C
Surface treatment	MATE 1000 (ZnNi)
Series Interchange	FASTER

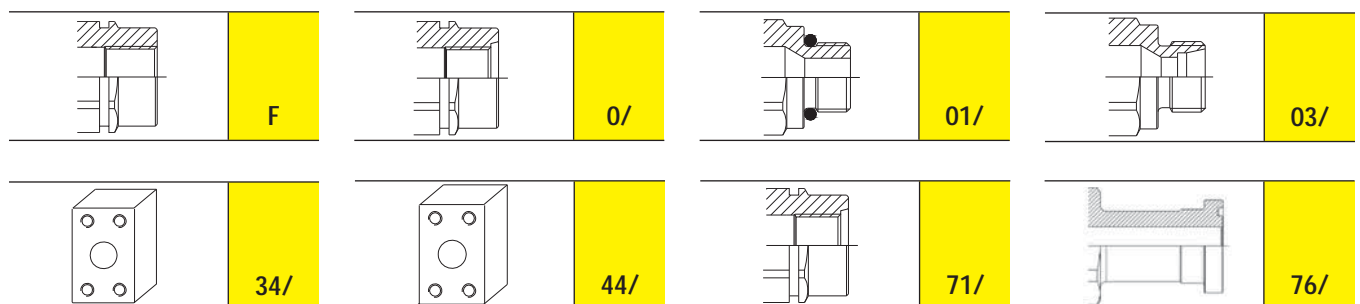
Valve Type	Flat
Connection	Screw to Connect
Disconnection	Unscrew to Disconnect
Connection Under Pressure	Allowed Male Half up to W.P.



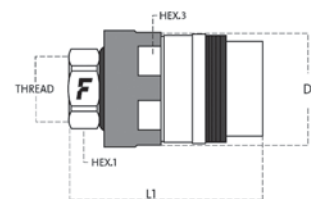


FHV

Size		Thread details			FEMALE						
mm	inch	Thread Type	Standard	Thread	Part Number	L (L1 + Thread)		D1		HEX1	
						mm	inch	mm	inch	mm	inch
10	3/8"	F NPTF	ANSI B1.20.3	NPTF 3/8" FEMALE	FHV06 38NPT F	101.8	4.01	48	1.89	34	1.34
10	3/8"	F BSPP	ISO 1179-1	BSPP 3/8" FEMALE	FHV06 38GAS F	101.8	4.01	48	1.89	34	1.34
10	3/8"	71/ BSPP	JIS B 2351-1	BSPP 3/8" FEMALE ORB	FHV06-71/38G F	102	4.02	48	1.89	45	1.77
12.5	1/2"	F BSPP	ISO 1179-1	BSPP 3/4" FEMALE	FHV08 34GAS F	109.7	4.32	55	2.17	41	1.61
12.5	1/2"	F NPTF	ANSI B1.20.3	NPTF 1/2" FEMALE	FHV08 12NPT F	109.7	4.32	55	2.17	41	1.61
12.5	1/2"	F BSPP	ISO 1179-1	BSPP 1/2" FEMALE	FHV08 12GAS F	109.7	4.32	55	2.17	41	1.61
12.5	1/2"	71/ BSPP	JIS B 2351-1	BSPP 1/2" FEMALE ORB	FHV08-71/12G F	109.7	4.32	55	2.17	41	1.61
20	3/4"	F BSPP	ISO 1179-1	BSPP 3/4" FEMALE	FHV12 34GAS F	129.5	5.1	64	2.52	46	1.81
20	3/4"	F BSPP	ISO 1179-1	BSPP 1" FEMALE	FHV12 1GAS F	129.5	5.1	64	2.52	46	1.81
20	3/4"	F NPTF	ANSI B1.20.3	NPTF 3/4" FEMALE	FHVFR12 34NPT F	129.5	5.1	64	2.52	46	1.81
20	3/4"	0/ BSPP	BS 5380	BSPP 3/4" FEMALE ORB	FHV12-71/34G F	129.5	5.1	64	2.52	46	1.81
25	1"	F NPTF	ANSI B1.20.3	NPTF 1" FEMALE	FHV16 1NPT F	138	5.43	74	2.91	55	2.17
25	1"	F BSPP	ISO 1179-1	BSPP 1-1/4" FEMALE	FHV16 114GAS F	138	5.43	74	2.91	55	2.17
25	1"	F BSPP	ISO 1179-1	BSPP 1" FEMALE	FHV16 1GAS F	138	5.43	74	2.91	55	2.17
25	1"	F NPTF	ANSI B1.20.3	NPTF 1" FEMALE	FHVFR16 1NPT F	138	5.43	74	2.91	55	2.17
25	1"	0/ BSPP	BS 5380	BSPP 1" FEMALE ORB	FHV16-71/1G F	138	5.43	74	2.91	55	2.17
25	1"	0/ SAE	ISO 11926-1	1-5/16"-12 UN FEMALE ORB	FHV16 1SAE F	138	5.43	74	2.91	55	2.17
25	1"	01/ METRIC	ISO 6149-2	M33x2 MALE	FHV16-1/3320 F	159	6.26	74	2.91	55	2.17
25	1"	03/ METRIC	ISO 8434-1-S	M42x2 MALE 30S	FHV16-3/4220 F	158	6.22	74	2.91	55	2.17
25	1"	34/ SAE	ISO 6162-2	SAE FLANGE 1-1/4	FHV16-34/20 F	159	6.26	94.6	3.72	55	2.17
25	1"	44/ METRIC	ISO 6162-1	METRIC FLANGE 1-1/4	FHV16-44A/20 F	158	6.22	94.6	3.72	55	2.17
25	1"	44/ METRIC	ISO 6162-1	METRIC FLANGE 1-1/4	FHV16-44/20 F	159	6.26	94.6	3.72	55	2.17
25	1"	44/ METRIC	ISO 6162-1	METRIC FLANGE 1	FHV16-44/16 F	158	6.22	81.2	3.2	55	2.17
25	1"	76/ SAE	ISO 6162-2	SAE FLANGE HEAD 1-1/4	FHV16-76/20 F	198	7.8	74	2.91	55	2.17
25	1"	76/ SAE	ISO 6162-2	SAE FLANGE HEAD 1	FHV16-76/16 F	191	7.52	74	2.91	55	2.17
31.5	1-1/4"	F NPTF	ANSI B1.20.3	NPTF 1-1/4" FEMALE	FHV20S 114NPT F	146.7	5.78	74	2.91	55	2.17
31.5	1-1/4"	F BSPP	ISO 1179-1	BSPP 1-1/4" FEMALE	FHV20S 114GAS F	146.7	5.78	74	2.91	55	2.17
31.5	1-1/4"	44/ METRIC	ISO 6162-1	METRIC FLANGE 1-1/4	FHV20S-44A/20 F	167	6.57	74	2.91	70	2.76
31.5	1-1/4"	71/ BSPP	JIS B 2351-1	BSPP 1-1/4" FEMALE ORB	FHV20S-71/114GF	146.7	5.78	74	2.91	55	2.17
31.5	1-1/4"	76/ SAE	ISO 6162-2	SAE FLANGE HEAD 1-1/4	FHV20S-76/20 F	207	8.15	74	2.91	70	2.76
37.5	1-1/2"	F BSPP	ISO 1179-1	BSPP 1-1/2" FEMALE	FHV24 112GAS F	170.4	6.71	100	3.94	65	2.56
37.5	1-1/2"	F NPTF	ANSI B1.20.3	NPTF 1-1/2" FEMALE	FHV24 112NPT F	170.4	6.71	100	3.94	65	2.56
37.5	1-1/2"	0/ SAE	ISO 11926-1	1-5/8"-12 UN FEMALE ORB	FHV24 114SAE F	170.4	6.71	100	3.94	65	2.56

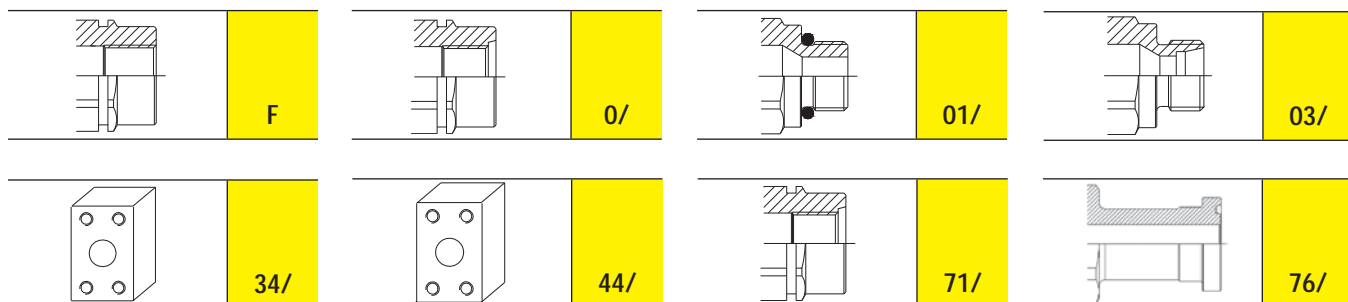


FHV

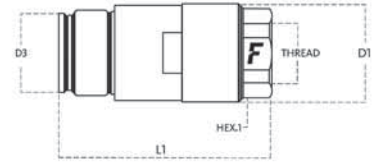


Size		Thread details			FEMALE						
mm	inch	Thread Type	Standard	Thread	Part Number	L (L1 + Thread)		D1		HEX1	
						mm	inch	mm	inch	mm	inch
37.5	1-1/2"	34/ SAE	ISO 6162-2	SAE FLANGE 1-1/4	FHV24-34/20 F	181	7.13	94.6	3.72	65	2.56
37.5	1-1/2"	44/ METRIC	ISO 6162-1	METRIC FLANGE 1-1/2	FHV24-44/24 F	192	7.56	113.3	4.46	65	2.56
37.5	1-1/2"	44/ METRIC	ISO 6162-1	METRIC FLANGE 1-1/4	FHV24-44A/20 F	181	7.13	94.6	3.72	65	2.56
37.5	1-1/2"	76/ SAE	ISO 6162-2	SAE FLANGE HEAD 1-1/2	FHV24-76/24 F	236	9.29	100	3.94	65	2.56
37.5	1-1/2"	76/ SAE	ISO 6162-2	SAE FLANGE HEAD 1-1/4	FHV24-76/20 F	226	8.9	100	3.94	65	2.56
50	2"	F NPTF	ANSI B1.20.3	NPTF 2" FEMALE	FHV32 2NPT F	200.2	7.88	124	4.88	85	3.35
50	2"	44/ METRIC	ISO 6162-1	METRIC FLANGE 2	FHV32-44/32 F	230.2	9.06	132.8	5.23	85	3.35
50	2"	71/ BSPP	JIS B 2351-1	BSPP 1-1/2" FEMALE ORB	FHV24-71/112G F	170.4	6.71	100	3.94	65	2.56
50	2"	76/ SAE	ISO 6162-2	SAE FLANGE HEAD 2	FHV32-76/32 F	290.7	11.44	124	4.88	85	3.35

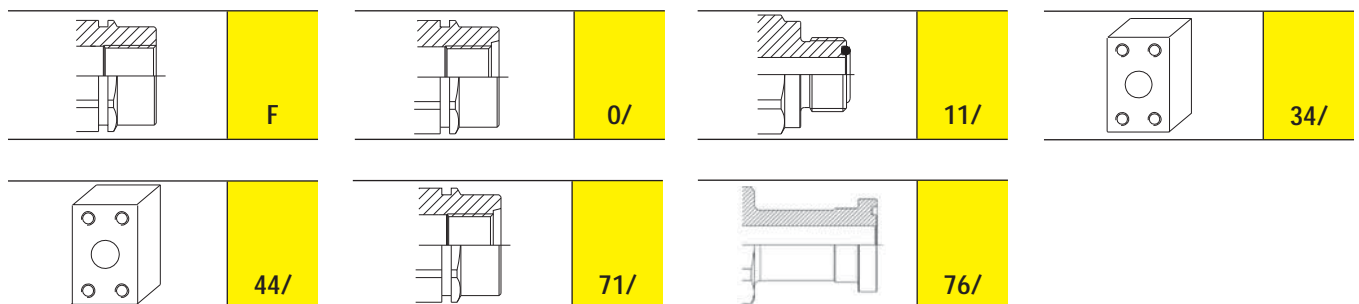
Flat Face



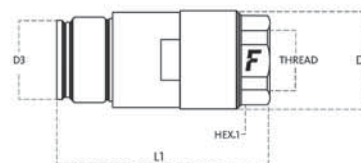
FHV



Size		Thread details			MALE								
mm	inch	Thread Type	Standard	Thread	Part Number	L (L1 + Thread)		D1		D3		HEX1	
						mm	inch	mm	inch	mm	inch	mm	inch
10	3/8"	F NPTF	ANSI B1.20.3	NPTF 3/8" FEMALE	FHV06 38NPT M	96.8	3.81	33	1.3	23	0.91	36	1.42
10	3/8"	F BSPP	ISO 1179-1	BSPP 3/8" FEMALE	FHV06 38GAS M	96.8	3.81	33	1.3	23	0.91	36	1.42
10	3/8"	71/ BSPP	JIS B 2351-1	BSPP 3/8" FEMALE ORB	FHV06-71/38G M	96.8	3.81	33	1.3	23	0.91	36	1.42
12.5	1/2"	F BSPP	ISO 1179-1	BSPP 3/4" FEMALE	FHV08 34GAS M	109.5	4.31	44.5	1.75	31	1.22	36	1.42
12.5	1/2"	F NPTF	ANSI B1.20.3	NPTF 1/2" FEMALE	FHV08 12NPT M	109.5	4.31	44.5	1.75	31	1.22	36	1.42
12.5	1/2"	F BSPP	ISO 1179-1	BSPP 1/2" FEMALE	FHV08 12GAS M	109.5	4.31	44.5	1.75	31	1.22	36	1.42
12.5	1/2"	71/ BSPP	JIS B 2351-1	BSPP 1/2 FEMALE ORB	FHV08-71/12G M	109.5	4.31	44.5	1.75	31	1.22	36	1.42
20	3/4"	F NPTF	ANSI B1.20.3	NPTF 3/4" FEMALE	FHV12 34NPT M	122.3	4.81	54.5	2.15	35	1.38	46	1.81
20	3/4"	F BSPP	ISO 1179-1	BSPP 3/4" FEMALE	FHV12 34GAS M	122.5	4.82	54.5	2.15	35	1.38	46	1.81
20	3/4"	F BSPP	ISO 1179-1	BSPP 1" FEMALE	FHV12 1GAS M	124.3	4.89	54.5	2.15	35	1.38	46	1.81
20	3/4"	0/ BSPP	BS 5380	BSPP 3/4 FEMALE ORB	FHV12-71/34G M	123.3	4.85	54.5	2.15	35	1.38	46	1.81
20	3/4"	0/ SAE	ISO 11926-1	1-1/16"-12 UN FEMALE ORB	FHV12 34SAE M	122.5	4.82	54.5	2.15	35	1.38	46	1.81
25	1"	F NPTF	ANSI B1.20.3	NPTF 1" FEMALE	FHV16 1NPT M	143.8	5.66	64	2.52	43.8	1.72	55	2.17
25	1"	F BSPP	ISO 1179-1	BSPP 1-1/4" FEMALE	FHV16 114GAS M	143.8	5.66	64	2.52	43.8	1.72	55	2.17
25	1"	F BSPP	ISO 1179-1	BSPP 1" FEMALE	FHV16 1GAS M	143.4	5.65	64	2.52	43.8	1.72	55	2.17
25	1"	0/ BSPP	BS 5380	BSPP 1 FEMALE ORB	FHV16-71/1G M	143.8	5.66	64	2.52	43.8	1.72	55	2.17
25	1"	0/ SAE	ISO 11926-1	1-5/16"-12 UN FEMALE ORB	FHV16 1SAE M	143.8	5.66	64	2.52	43.8	1.72	55	2.17
25	1"	11/ SAE	ISO 8434-3	1-7/16"-12 UN MALE ORFS	FHV16-11/1S M	156	6.14	64	2.52	43.8	1.72	55	2.17
25	1"	34/ SAE	ISO 6162-2	SAE FLANGE 1-1/4	FHV16-34/20 M	150.5	5.93	94.6	3.72	43.8	1.72	55	2.17
25	1"	44/ METRIC	ISO 6162-1	METRIC FLANGE 1-1/4	FHV16-44A/20 M	150.5	5.93	94.6	3.72	43.8	1.72	55	2.17
25	1"	44/ METRIC	ISO 6162-1	METRIC FLANGE 1-1/4	FHV16-44/20 M	150.5	5.93	94.6	3.72	43.8	1.72	55	2.17
25	1"	44/ METRIC	ISO 6162-1	METRIC FLANGE 1	FHV16-44/16 M	150.5	5.93	81.2	3.2	43.8	1.72	55	2.17
25	1"	76/ SAE	ISO 6162-2	SAE FLANGE HEAD 1-1/4	FHV16-76/20 M	204.5	8.05	64	2.52	43.8	1.72	55	2.17
25	1"	76/ SAE	ISO 6162-2	SAE FLANGE HEAD 1	FHV16-76/16 M	197.5	7.78	64	2.52	43.8	1.72	55	2.17
31.5	1-1/4"	76/ SAE	ISO 6162-2	SAE FLANGE HEAD 1-1/4	FHV20S-76/20 M	235	9.25	68	2.68	47.8	1.88	55	2.17
31.5	1-1/4"	71/ BSPP	JIS B 2351-1	BSPP 1-1/4 FEMALE ORB	FHV20S-71/114GM	165.8	6.53	68	2.68	47.8	1.88	55	2.17
31.5	1-1/4"	F NPTF	ANSI B1.20.3	NPTF 1-1/4" FEMALE	FHV20S 114NPT M	165.8	6.53	68	2.68	47.8	1.88	55	2.17
31.5	1-1/4"	F BSPP	ISO 1179-1	BSPP 1-1/4" FEMALE	FHV20S 114GAS M	165.8	6.53	68	2.68	47.8	1.88	55	2.17
37.5	1-1/2"	44/ METRIC	ISO 6162-1	METRIC FLANGE 1-1/4	FHV24-44/20 M	188	7.4	85	3.35	43.8	1.72		
37.5	1-1/2"	76/ SAE	ISO 6162-2	SAE FLANGE HEAD 1-1/2	FHV24-76/24 M	247	9.72	84.5	3.33	43.8	1.72	75	2.95
37.5	1-1/2"	76/ SAE	ISO 6162-2	SAE FLANGE HEAD 1-1/4	FHV24-76/20 M	247	9.72	84.5	3.33	43.8	1.72	75	2.95
37.5	1-1/2"	44/ METRIC	ISO 6162-1	METRIC FLANGE 1-1/2	FHV24-44/24 M	197	7.76	113.3	4.46	43.8	1.72	75	2.95
37.5	1-1/2"	34/ SAE	ISO 6162-2	SAE FLANGE 1-1/4	FHV24-34/20 M	185	7.28	94.6	3.72	43.8	1.72	75	2.95
37.5	1-1/2"	0/ SAE	ISO 11926-1	1-5/8"-12 UN FEMALE ORB	FHV24 114SAE M	187.1	7.37	84.5	3.33	43.8	1.72	75	2.95
37.5	1-1/2"	F NPTF	ANSI B1.20.3	NPTF 1-1/2" FEMALE	FHV24 112NPT M	187.1	7.37	84.5	3.33	43.8	1.72	75	2.95



FHV



Size		Thread details			MALE									
mm	inch	Thread Type	Standard	Thread	Part Number	L (L1 + Thread)		D1		D3		HEX1		
						mm	inch	mm	inch	mm	inch	mm	inch	
37.5	1-1/2"	44/ METRIC	ISO 6162-1	METRIC FLANGE 1-1/4	FHV24-44A/20 M	185	7.28	94.6	3.72	43.8	1.72	75	2.95	
37.5	1-1/2"	F BSPP	ISO 1179-1	BSPP 1-1/2" FEMALE	FHV24 112GAS M	187.1	7.37	84.5	3.33	43.8	1.72	75	2.95	
50	2"	71/ BSPP	JIS B 2351-1	BSPP 1-1/2" FEMALE ORB	FHV24-71/112G M	187	7.36	84.5	3.33	43.8	1.72	75	2.95	
50	2"	76/ SAE	ISO 6162-2	SAE FLANGE HEAD 2	FHV32-76/32 M	332	13.07	115	4.53	84.9	3.34	85	3.35	
50	2"	44/ METRIC	ISO 6162-1	METRIC FLANGE 2	FHV32-44/32 M	253	9.96	132.8	5.23	84.9	3.34	85	3.35	
50	2"	F NPTF	ANSI B1.20.3	NPTF 2" FEMALE	FHV32 2NPT M	237	9.33	115	4.53	84.9	3.34	85	3.35	

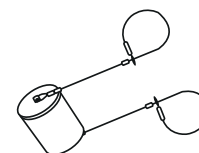
Flat Face

FHV Accessories and Spares



PVC dust protections

pag 170



Aluminium dust protections

pag 171




Seals Kits

pag 173

	F		0/		11/		34/
	44/		71/		76/		

Flat Face - Accessories



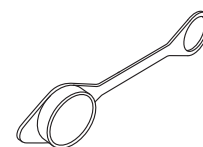
PVC dust protections	pag 169
Aluminium dust protections	pag 171
Acetal Resin dust protections	pag 173
Seal Kits	pag 173

PVC dust protections



Dust protections for female couplings

Size			Details		
dash	mm	inch	Part number	Colour	Available for Series
06	10	3/8"	TMF 38	●	3FFH - FFH - FSH
06	10	3/8"	TMF 38 B	●	
06	10	3/8"	TMF 38 G	●	
06	10	3/8"	TMF 38 N	●	
06	10	3/8"	TMF 38 R	●	
06	10	3/8"	TMF 38 V	●	



Dust protections for female couplings

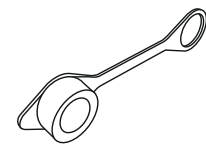
Size			Details		
dash	mm	inch	Part number	Colour	Available for Series
04	6.3	1/4"	TM 2FI14	●	2FFI stainless steel - FFH
04	6.3	1/4"	TM 2FI14 N	●	
08	12.5	1/2"	TM 2FI12	●	2FFI brass - 2FFI stainless steel - 3FFH - FFH - FSH
08	12.5	1/2"	TM 2FI12 N	●	
10	16	5/8"	TM 2FI58	●	FFH
12	20	3/4"	TM 2FI34	●	2FFI stainless steel - 3FFH - FFH - FSH
12	20	3/4"	TM 2FI34 N	●	
12	20	3/4"	TM 2FI34 R	●	
16	25	1"	TM 2FI1	●	2FFI stainless steel - FFH - FSH
16	25	1"	TM 2FI1 N	●	

PVC dust protections



Dust protections for male couplings

Size			Details		
dash	mm	inch	Part number	Colour	Available for Series
06	10	3/8"	TFF 38	●	2FFI stainless steel - 3FFH - FFH
06	10	3/8"	TFF 38 B	●	
06	10	3/8"	TFF 38 G	●	
06	10	3/8"	TFF 38 N	●	
06	10	3/8"	TFF 38 R	●	
06	10	3/8"	TFF 38 V	●	



Dust protections for male couplings

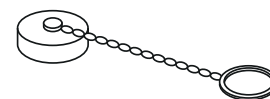
Size			Details		
dash	mm	inch	Part number	Colour	Available for Series
04	6.3	1/4"	TF 2FI14	●	2FFI stainless steel - FFH
04	6.3	1/4"	TF 2FI14 N	●	
08	12.5	1/2"	TF 2FI12	●	2FFI brass - 2FFI stainless steel - 3FFH - FFH
08	12.5	1/2"	TF 2FI12 B	●	2FFI stainless steel - 3FFH - FFH
08	12.5	1/2"	TF 2FI12 N	●	2FFI brass - 2FFI stainless steel - 3FFH - FFH
08	12.5	1/2"	TF 2FI12 R	●	2FFI stainless steel - 3FFH - FFH
10	16	5/8"	TF 2FI58	●	3FFH - FFH
12	20	3/4"	TF 2FI34	●	2FFI stainless steel - 3FFH - FFH
12	20	3/4"	TF 2FI34 N	●	
12	20	3/4"	TF 2FI34 R	●	
16	25	1"	TF 2FI1	●	2FFI stainless steel - FFH
16	25	1"	TF 2FI1 N	●	



Dust protections for female/male couplings

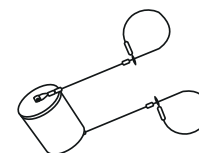
Size			Details		
dash	mm	inch	Part number	Colour	Available for Series
06	10	3/8"	TM-TF FHV06	●	FHV
08	12.5	1/2"	TM-TF FHV08	●	
12	20	3/4"	TM-TF FHV12	●	
16	25	1"	TM-TF FHV16	●	
20	31.5	1-1/4"	TM-TF FHV20S	●	
24	37.5	1-1/2"	TM-TF FHV24C	●	
32	50	2"	TM-TF FHV32C	●	

Aluminium dust protections



Dust protections for female couplings

Size			Details		
dash	mm	inch	Part number	Colour	Available for Series
04	6.3	1/4"	TM 2FI14 S	○	2FFI stainless steel - FFH
06	10	3/8"	TM 2FN38 S	○	2FFI stainless steel - 3FFH - FFH - FSH
08	12.5	1/2"	TM 2FI12 S	○	2FFI brass - 2FFI stainless steel - 3FFH - FFH - FSH
12	20	3/4"	TM 2FI34 S	○	2FFI stainless steel - 3FFH - FFH - FSH
16	25	1"	TM 2FI1 S	○	2FFI stainless steel - FFH - FSH
24	37.5	1-1/2"	TM 2FI112 S	○	2FSI-FFI
32	50	2"	TM 2FI2 S	○	2FSI-FFI



Dust protections for female couplings

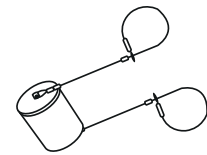
Size			Details		
dash	mm	inch	Part number	Colour	Available for Series
06	10	3/8"	TM FHV06 S	○	FHV
08	12.5	1/2"	TM FHV08 S	○	
12	20	3/4"	TM FHV12 S	○	
16	25	1"	TM FHV16 S	○	
20	31.5	1-1/4"	TM FHV20 S	○	
24	37.5	1-1/2"	TM FHV24 S	○	
32	50	2"	TM FHV32 S	○	

Aluminium dust protections



Dust protections for male couplings

Size			Details		
dash	mm	inch	Part number	Colour	Available for Series
04	6.3	1/4"	TF 2FI14 S	○	2FFI stainless steel - FFH
06	10	3/8"	TF 2FN38 S	○	2FFI stainless steel - 3FFH - FFH
08	12.5	1/2"	TF 2FI12 S	○	2FFI brass - 2FFI stainless steel - 3FFH - FFH
12	20	3/4"	TF 2FI34 S	○	2FFI stainless steel - 3FFH - FFH
16	25	1"	TF 2FI1 S	○	2FFI stainless steel - FFH
24	37.5	1-1/2"	TF 2FI112 S	○	2FSI-FFI
32	50	2"	TF 2FI2 S	○	2FSI-FFI



Dust protections for male couplings

Size			Details		
dash	mm	inch	Part number	Colour	Available for Series
08	12.5	1/2"	TF FHV08 S	○	FHV
08	12.5	1/2"	TF FHV12 S	○	
12	20	3/4"	TF FHV06 S	○	
16	25	1"	TF FHV16 S	○	
20	31.5	1-1/4"	TF FHV20 S	○	
24	37.5	1-1/2"	TF FHV24 S	○	
32	50	2"	TF FHV32 S	○	

Acetal Resin dust protections



Dust protections for female couplings


Size			Details		
dash	mm	inch	Part number	Colour	Available for Series
06	10	3/8"	TAF 38	●	3FFH - FFH - FSH
06	10	3/8"	TAF 38 G	●	
06	10	3/8"	TAF 38 M UV	●	
06	10	3/8"	TAF 38 N	●	
06	10	3/8"	TAF 38 R	●	
06	10	3/8"	TAF 38 R UV	●	
06	10	3/8"	TAF 38 UV	●	
06	10	3/8"	TAF 38 V	●	
06	10	3/8"	TAF 38 V UV	●	

Seals Kits



Size			Details		
dash	mm	inch	Part number	Material	Available for Series
02	3.2	1/8"	SK FFH02	NBR - PTFE	FFH
04	6.3	1/4"	SK MF 14	PUR	
06	10	3/8"	SK FFH06 V	FKM - PTFE	
06	10	3/8"	SK FFH06	PUR	
06	10	3/8"	SK FHV06	NBR - PTFE	FHV
08	12.5	1/2"	SK FFH08 V	FKM - PTFE	FFH
08	12.5	1/2"	SK FFH08	PUR - PTFE	
08	12.5	1/2"	SK FHV08	FKM - PUR	FHV
10	16	5/8"	SK FFH10	PUR - PTFE	FFH
12	20	3/4"	SK FFH12	PUR - PTFE	
12	20	3/4"	SK FHV12	FKM - PUR	FHV
16	25	1"	SK FFH16	PUR - PTFE	FFH
16	25	1"	SK FHV16	FKM - PUR	
20	31.5	1-1/4"	SK FHV20	FKM - PUR	FHV
24	37.5	1-1/2"	SK FHV24	FKM - PUR	
32	50	2"	SK FHV32	NBR - PTFE	

Screw to Connect



CVV	pag 175
CVLS	pag 181
CVC	pag 183
CVE	pag 187
VV	pag 189
VVS	pag 193
VVS Stainless Steel	pag 197
VVM	pag 201
FB	pag 203
OGV	pag 205
Screw to Connect - Accessories	pag 208



CVV

Screw to connect couplings, ISO 14541 interchange.

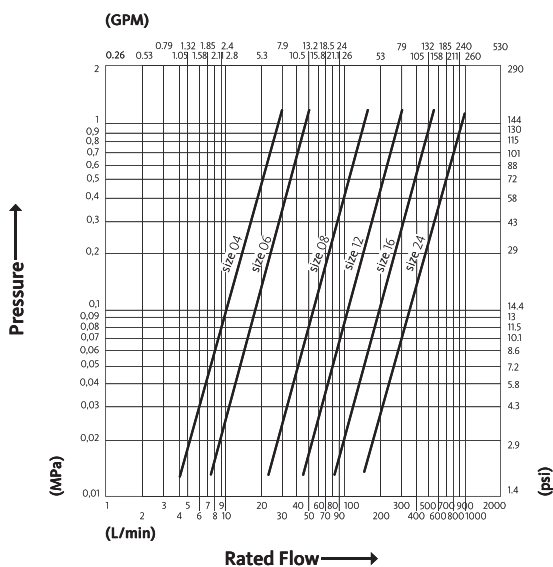
Screw-on couplings suitable for general purpose applications. Connectable under residual pressure. High resistance to pressure and flow impulses. Interchangeable according to ISO 14541 standard for size: 1/4"; 3/8"; 1/2"; 3/4".



Applications



Pressure Drop



Test performed according to ISO 18869

Technical Specifications

dash	Size mm	inch	Working Pressure* (MPa)	Flow Rate (l/min)	Spillage (ml)	Force to Connect (N)	Burst pressure (MPa)		
							Male	Female	Male + Female
04	6.3	1/4"	37	13	0.8	0	150	160	190
06	10	3/8"	30	25	1.3	0	120	130	170
08	12.5	1/2"	30	65	1.8	0	120	140	140
12	20	3/4"	27	100	8	0	110	120	130
16	25	1"	27	205	13	0	110	130	140
24	37.5	1-1/2"	27	450	34	0	110	110	100

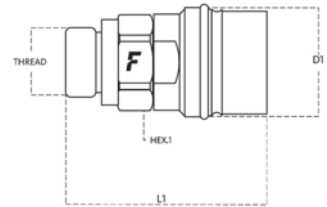
* Working Pressure according to ISO 14541, that requires a safety factor 4:1 on Minimum Burst Pressure. The coupling can perfectly work with a safety factor 3:1 and consequently with higher Working Pressure.

Material	Steel
Seals	NBR; VITON**
Working temperatures	- 25 °C to + 125 °C
Surface treatment	MATE 500 (CrIII)
Series Interchange	MARKET; ISO 14541

Valve Type	Poppet
Connection	Screw to Connect
Disconnection	Unscrew to Disconnect
Connection Under Pressure	Allowed Residual

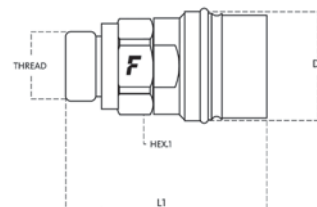


** Working temperatures: - 20 °C to + 200 °C



Size		Thread details			FEMALE						
mm	inch	Thread Type	Standard	Thread	Part Number	L (L1 + Thread)		D1		HEX1	
						mm	inch	mm	inch	mm	inch
6.3	1/4"	07/ METRIC	ISO 8434-1-L	M18x1.5 MALE BULKHEAD SHORT 12L	CVV047/1815 F	74	2.91	24	0.94	22	0.87
6.3	1/4"	07/ METRIC	ISO 8434-1-L	M14x1.5 MALE BULKHEAD SHORT 8L	CVV047/1415 F	74	2.91	24	0.94	19	0.75
6.3	1/4"	07/ METRIC	ISO 8434-1-L	M12x1.5 MALE BULKHEAD SHORT 6L	CVV047/1215 F	74	2.91	24	0.94	19	0.75
6.3	1/4"	27/ SAE	ISO 8434-3	9/16"-18 UNF FEMALE	CVV0427/14SAEF	62	2.44	24	0.94	19	0.75
6.3	1/4"	12/ SAE	ISO 8434-3	13/16"-16 UN MALE BULKHEAD ORFS	CVV0412/12S F	82.5	3.25	24	0.94	24	0.94
6.3	1/4"	F BSPP	ISO 1179-1	BSPP 1/4" FEMALE	CVV04 14 GAS F	63	2.48	24	0.94	19	0.75
10	3/8"	05/ METRIC	ISO 8434-1-L	M16x1.5 MALE BULKHEAD 10L	CVV065/1615 F	92	3.62	28	1.1	24	0.94
10	3/8"	02/ METRIC	ISO 8434-1-L	M16x1.5 MALE 10L	CVV062/1615 F	68	2.68	28	1.1	24	0.94
10	3/8"	F BSPP	ISO 1179-1	BSPP 3/8" FEMALE	CVV06 38 GAS F	71	2.8	28	1.1	24	0.94
12.5	1/2"	07/ METRIC	ISO 8434-1-L	M22x1.5 MALE BULKHEAD SHORT 15L	CVV087/2215 FV	72	2.83	36	1.42	27	1.06
12.5	1/2"	07/ METRIC	ISO 8434-1-L	M18x1.5 MALE BULKHEAD SHORT 12L	CVV087/1815 FV	72	2.83	36	1.42	27	1.06
12.5	1/2"	06/ METRIC	ISO 8434-1-S	M24x1.5 MALE BULKHEAD 16S	CVV086/2415 FV	81	3.19	36	1.42	27	1.06
12.5	1/2"	05/ METRIC	ISO 8434-1-L	M26x1.5 MALE BULKHEAD 18L	CVV085/2615 FV	81	3.19	40	1.57	27	1.06
12.5	1/2"	05/ METRIC	ISO 8434-1-L	M22x1.5 MALE BULKHEAD 15L	CVV085/2215 FV	81	3.19	36	1.42	27	1.06
12.5	1/2"	05/ METRIC	ISO 8434-1-L	M18x1.5 MALE BULKHEAD 12L	CVV085/1815 FV	81	3.19	36	1.42	27	1.06
12.5	1/2"	05/ METRIC	ISO 8434-1-L	M16x1.5 MALE BULKHEAD 10L	CVV085/1615 FV	81	3.19	36	1.42	27	1.06
12.5	1/2"	03/ METRIC	ISO 8434-1-S	M24x1.5 MALE 16S	CVV083/2415 FV	60	2.36	36	1.42	27	1.06
12.5	1/2"	03/ METRIC	ISO 8434-1-S	M22x1.5 MALE 14S	CVV083/2215 FV	60	2.36	36	1.42	27	1.06
12.5	1/2"	03/ METRIC	ISO 8434-1-S	M20x1.5 MALE 12S	CVV083/2015 FV	58	2.28	36	1.42	27	1.06
12.5	1/2"	27/ SAE	ISO 8434-3	1"-14 UNS FEMALE ORFS	CVV0827/58SAEFV	64	2.52	36	1.42	30	1.18
12.5	1/2"	02/ METRIC	ISO 8434-1-L	M26x1.5 MALE 18L	CVV082/2615 FV	58	2.28	36	1.42	27	1.06
12.5	1/2"	02/ METRIC	ISO 8434-1-L	M22x1.5 MALE 15L	CVV082/2215 FV	58	2.28	36	1.42	27	1.06
12.5	1/2"	02/ METRIC	ISO 8434-1-L	M18x1.5 MALE 12L	CVV082/1815 FV	57	2.24	36	1.42	27	1.06
12.5	1/2"	02/ METRIC	ISO 8434-1-L	M16x1.5 MALE 10L	CVV082/1615 FV	59	2.32	36	1.42	27	1.06
12.5	1/2"	0/ BSPP	BS 5380	BSPP 3/8 FEMALE ORB	CVV080/38GAS FV	57	2.24	36	1.42	27	1.06
12.5	1/2"	0/ METRIC	ISO 6149-1	M22x1.5 FEMALE ORB	CVV080/2215 FV	61	2.4	36	1.42	27	1.06
12.5	1/2"	0/ SAE	ISO 11926-1	3/4"-16 UNF FEMALE ORB	CVV080/12SAE FV	61	2.4	36	1.42	27	1.06
12.5	1/2"	0/ BSPP	BS 5380	BSPP 1/2 FEMALE ORB	CVV080/12GAS FV	61	2.4	36	1.42	27	1.06
12.5	1/2"	F BSPP	ISO 1179-1	BSPP 3/8" FEMALE	CVV08 38 GAS FV	57	2.24	36	1.42	27	1.06
12.5	1/2"	F BSPP	ISO 1179-1	BSPP 1/2" FEMALE	CVV08 12 GAS FV	61	2.4	36	1.42	27	1.06
20	3/4"	F BSPP	ISO 1179-1	BSPP 3/4" FEMALE	CVV12 34 GAS FV	83	3.27	42	1.65	38	1.5
20	3/4"	0/ SAE	ISO 11926-1	1-1/16"-12 UN FEMALE ORB	CVV120/34SAE FV	83	3.27	42	1.65	38	1.5
25	1"	06/ METRIC	ISO 8434-1-S	M42x2 MALE BULKHEAD 30S	CVV166/422 F V	110	4.33	56	2.2	50	1.97
25	1"	06/ METRIC	ISO 8434-1-S	M36x2 MALE BULKHEAD 25S	CVV166/362 F V	113	4.45	52	2.05	42	1.65
25	1"	06/ METRIC	ISO 8434-1-S	M30x2 MALE BULKHEAD 20S	CVV166/302 F V	114	4.49	48	1.89	38	1.5
25	1"	05/ METRIC	ISO 8434-1-L	M36x2 MALE BULKHEAD 28L	CVV165/362 F V	106	4.17	52	2.05	42	1.65
25	1"	05/ METRIC	ISO 8434-1-L	M30x2 MALE BULKHEAD 22L	CVV165/302 F V	109	4.29	48	1.89	41	1.61
25	1"	03/ METRIC	ISO 8434-1-S	M42x2 MALE 30S	CVV163/422 F V	90	3.54	51	2.01	46	1.81
25	1"	03/ METRIC	ISO 8434-1-S	M36x2 MALE 25S	CVV163/362 F V	93	3.66	48	1.89	38	1.5
25	1"	03/ METRIC	ISO 8434-1-S	M30x2 MALE 20S	CVV163/302 F V	92	3.62	48	1.89	38	1.5
25	1"	02/ METRIC	ISO 8434-1-L	M36x2 MALE 28L	CVV162/362 F V	87	3.43	48	1.89	38	1.5
25	1"	11/ SAE	ISO 8434-3	1-7/16"-12 UN MALE ORFS	CVV1611/1SAE FV	96	3.78	55	2.17	50	1.97
25	1"	11/ SAE	ISO 8434-3	1-11/16"-12 UN MALE ORFS	CVV1611/114S FV	96	3.78	55	2.17	50	1.97
25	1"	0/ BSPP	BS 5380	BSPP 3/4 FEMALE ORB	CVV160/34GASFV	90	3.54	48	1.89	38	1.5
25	1"	0/ BSPP	BS 5380	BSPP 1 FEMALE ORB	CVV160/1GAS FV	93	3.66	48	1.89	42	1.65
25	1"	F BSPP	ISO 1179-1	BSPP 3/4" FEMALE	CVV16 34 GAS FV	89	3.5	48	1.89	38	1.5

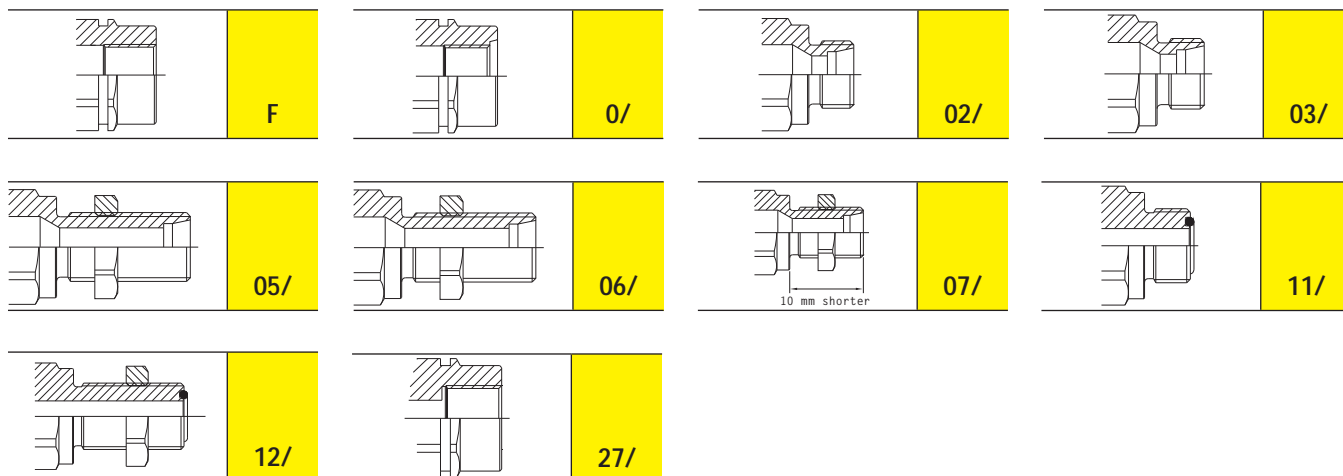
CVV

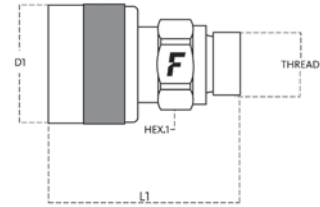


Size		Thread details			FEMALE						
mm	inch	Thread Type	Standard	Thread	Part Number	L (L1 + Thread)		D1		HEX1	
						mm	inch	mm	inch	mm	inch
25	1"	F BSPP	ISO 1179-1	BSPP 1" FEMALE	CVV16 1 GAS FV	94	3.7	46	1.81	42	1.65
37.5	1-1/2"	06/ METRIC	ISO 8434-1-S	M52x2 MALE BULKHEAD 38S	CVV246/522 F V	137	5.39	73	2.87	55	2.17
37.5	1-1/2"	06/ METRIC	ISO 8434-1-S	M42x2 MALE BULKHEAD 30S	CVV246/422 F V	135	5.31	70	2.76	55	2.17
37.5	1-1/2"	05/ METRIC	ISO 8434-1-L	M45x2 MALE BULKHEAD 35L	CVV245/452 F V	131	5.16	70	2.76	55	2.17
37.5	1-1/2"	03/ METRIC	ISO 8434-1-S	M52x2 MALE 38S	CVV243/522 F V	117	4.61	70	2.76	55	2.17
37.5	1-1/2"	03/ METRIC	ISO 8434-1-S	M42x2 MALE 30S	CVV243/422 F V	115	4.53	70	2.76	55	2.17
37.5	1-1/2"	02/ METRIC	ISO 8434-1-L	M45x2 MALE 35L	CVV242/452 F V	111	4.37	70	2.76	55	2.17
37.5	1-1/2"	F BSPP	ISO 1179-1	BSPP 1-1/2" FEMALE	CVV24 112GAS FV	121	4.76	72	2.83	65	2.56

*Part numbers ending in V have seals in FKM and consequently a Working Temperature of -20 °C + 200 °C.

Screw to Connect

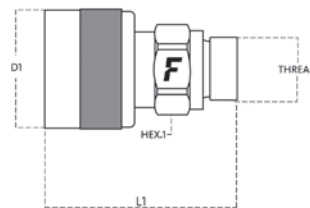




CVV

Size		Thread details			MALE								
mm	inch	Thread Type	Standard	Thread	Part Number	L (L1 + Thread)		D1		D3		HEX1	
						mm	inch	mm	inch	mm	inch	mm	inch
6.3	1/4"	27/ SAE	ISO 8434-3	9/16"-18 UNF FEMALE	CVV0427/14SAEM	62	2.44	30	1.18			19	0.75
6.3	1/4"	02/ METRIC	ISO 8434-1-L	M18x1.5 MALE 12L	CVV042/1815 M	59	2.32	30	1.18			22	0.87
6.3	1/4"	02/ METRIC	ISO 8434-1-L	M14x1.5 MALE 8L	CVV042/1415 M	58	2.28	30	1.18			19	0.75
6.3	1/4"	02/ METRIC	ISO 8434-1-L	M12x1.5 MALE 6L	CVV042/1215 M	58	2.28	30	1.18			19	0.75
6.3	1/4"	11/ SAE	ISO 8434-3	13/16"-16 UN MALE ORFS	CVV0411/12S M	61	2.4	30	1.18			22	0.87
6.3	1/4"	F BSPP	ISO 1179-1	BSPP 1/4" FEMALE	CVV04 14 GAS M	63	2.48	30	1.18			19	0.75
10	3/8"	02/ METRIC	ISO 8434-1-L	M18x1.5 MALE 12L	CVV062/1815 M	68	2.68	34	1.34			24	0.94
10	3/8"	02/ METRIC	ISO 8434-1-L	M16x1.5 MALE 10L	CVV062/1615 M	66	2.6	34	1.34			24	0.94
10	3/8"	F BSPP	ISO 1179-1	BSPP 3/8" FEMALE	CVV06 38 GAS M	70	2.76	34	1.34			24	0.94
12.5	1/2"	07/ METRIC	ISO 8434-1-L	M22x1.5 MALE BULKHEAD SHORT 15L	CVV087/2215 MV	81	3.19	42	1.65			27	1.06
12.5	1/2"	07/ METRIC	ISO 8434-1-L	M18x1.5 MALE BULKHEAD SHORT 12L	CVV087/1815 MV	81	3.19	42	1.65			27	1.06
12.5	1/2"	06/ METRIC	ISO 8434-1-S	M24x1.5 MALE BULKHEAD 16S	CVV086/2415 MV	90	3.54	42	1.65			27	1.06
12.5	1/2"	06/ METRIC	ISO 8434-1-S	M22x1.5 MALE BULKHEAD 14S	CVV086/2215 MV	90	3.54	42	1.65			27	1.06
12.5	1/2"	05/ METRIC	ISO 8434-1-L	M22x1.5 MALE BULKHEAD 15L	CVV085/2215 MV	90	3.54	42	1.65			27	1.06
12.5	1/2"	05/ METRIC	ISO 8434-1-L	M18x1.5 MALE BULKHEAD 12L	CVV085/1815 MV	90	3.54	42	1.65			27	1.06
12.5	1/2"	03/ METRIC	ISO 8434-1-S	M24x1.5 MALE 16S	CVV083/2415 MV	69	2.72	42	1.65			27	1.06
12.5	1/2"	03/ METRIC	ISO 8434-1-S	M22x1.5 MALE 14S	CVV083/2215 MV	69	2.72	42	1.65			27	1.06
12.5	1/2"	03/ METRIC	ISO 8434-1-S	M20x1.5 MALE 12S	CVV083/2015 MV	67	2.64	42	1.65			27	1.06
12.5	1/2"	27/ SAE	ISO 8434-3	1"-14 UNS FEMALE ORFS	CVV0827/58SAEMV	73	2.87	42	1.65			30	1.18
12.5	1/2"	02/ METRIC	ISO 8434-1-L	M26x1.5 MALE 18L	CVV082/2615 MV	67	2.64	42	1.65			27	1.06
12.5	1/2"	02/ METRIC	ISO 8434-1-L	M22x1.5 MALE 15L	CVV082/2215 MV	67	2.64	42	1.65			27	1.06
12.5	1/2"	02/ METRIC	ISO 8434-1-L	M18x1.5 MALE 12L	CVV082/1815 MV	66	2.6	42	1.65			27	1.06
12.5	1/2"	02/ METRIC	ISO 8434-1-L	M16x1.5 MALE 10L	CVV082/1615 MV	67	2.64	42	1.65			27	1.06
12.5	1/2"	0/ BSPP	BS 5380	BSPP 3/8 FEMALE ORB	CVV080/38GAS MV	66	2.6	42	1.65			27	1.06
12.5	1/2"	0/ METRIC	ISO 6149-1	M22x1.5 FEMALE ORB	CVV080/2215 MV	70	2.76	42	1.65			27	1.06
12.5	1/2"	0/ SAE	ISO 11926-1	3/4"-16 UNF FEMALE ORB	CVV080/12SAE MV	70	2.76	42	1.65			27	1.06
12.5	1/2"	0/ BSPP	BS 5380	BSPP 1/2 FEMALE ORB	CVV080/12GAS MV	70	2.76	42	1.65			27	1.06
12.5	1/2"	F BSPP	ISO 1179-1	BSPP 3/8" FEMALE	CVV08 38 GAS MV	66	2.6	42	1.65			27	1.06
12.5	1/2"	F BSPP	ISO 1179-1	BSPP 1/2" FEMALE	CVV08 12 GAS MV	70	2.76	42	1.65			27	1.06
20	3/4"	0/ SAE	ISO 11926-1	1-1/16"-12 UN FEMALE ORB	CVV120/34SAE MV	86	3.39	48	1.89			38	1.5
20	3/4"	F BSPP	ISO 1179-1	BSPP 3/4" FEMALE	CVV12 34 GAS MV	86	3.39	48	1.89			38	1.5
25	1"	06/ METRIC	ISO 8434-1-S	M42x2 MALE BULKHEAD 30S	CVV166/422 M V	110	4.33	56	2.2			50	1.97
25	1"	06/ METRIC	ISO 8434-1-S	M36x2 MALE BULKHEAD 25S	CVV166/362 M V	113	4.45	56	2.2			42	1.65
25	1"	06/ METRIC	ISO 8434-1-S	M30x2 MALE BULKHEAD 20S	CVV166/302 M V	115	4.53	56	2.2			38	1.5
25	1"	05/ METRIC	ISO 8434-1-L	M36x2 MALE BULKHEAD 28L	CVV165/362 M V	107	4.21	56	2.2			42	1.65
25	1"	03/ METRIC	ISO 8434-1-S	M42x2 MALE 30S	CVV163/422 M V	90	3.54	56	2.2			38	1.5
25	1"	03/ METRIC	ISO 8434-1-S	M30x2 MALE 20S	CVV163/302 M V	93	3.66	56	2.2			38	1.5
25	1"	02/ METRIC	ISO 8434-1-L	M36x2 MALE 28L	CVV162/362 M V	88	3.46	56	2.2			38	1.5
25	1"	02/ METRIC	ISO 8434-1-L	M30x2 MALE 22L	CVV162/302 M V	89	3.5	56	2.2			38	1.5
25	1"	11/ SAE	ISO 8434-3	1-7/16"-12 UN MALE ORFS	CVV1611/1SAE MV	97	3.82	56	2.2			50	1.97
25	1"	11/ SAE	ISO 8434-3	1-11/16"-12 UN MALE ORFS	CVV1611/114S MV	97	3.82	56	2.2			50	1.97
25	1"	0/ BSPP	BS 5380	BSPP 3/4 FEMALE ORB	CVV160/34GASMV	90	3.54	56	2.2			38	1.5
25	1"	0/ BSPP	BS 5380	BSPP 1 FEMALE ORB	CVV160/1GAS MV	49	1.93	56	2.2			42	1.65
25	1"	0/ SAE	ISO 11926-1	1-3/16"-12 UN FEMALE ORB	CVV16 78S M V	93	3.66	56	2.2			42	1.65

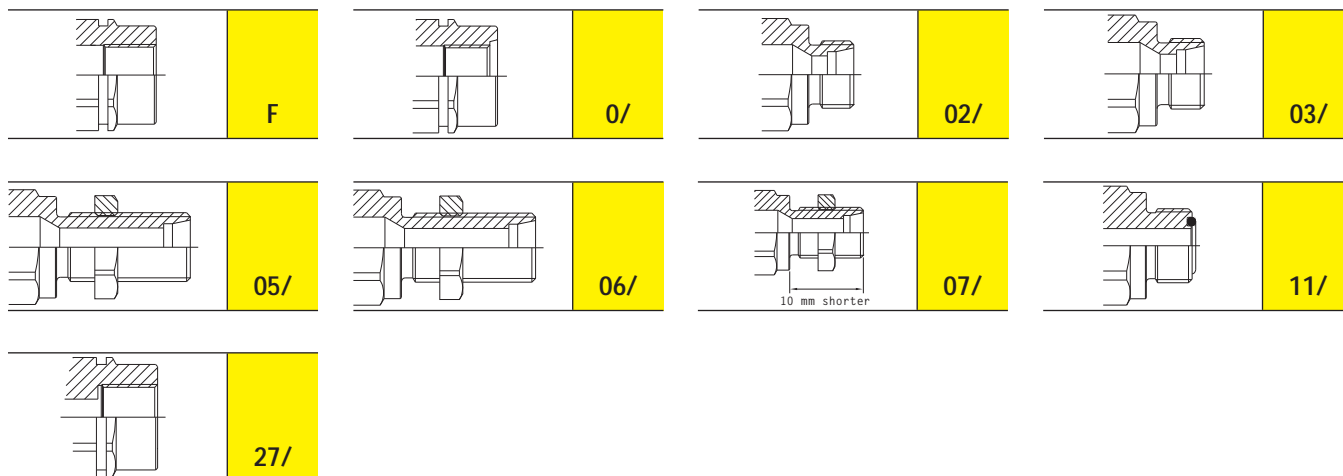
CVV



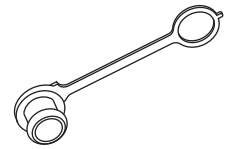
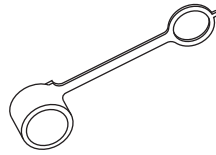
Size		Thread details			MALE								
mm	inch	Thread Type	Standard	Thread	Part Number	L (L1 + Thread)		D1		D3		HEX1	
						mm	inch	mm	inch	mm	inch	mm	inch
25	1"	03/ METRIC	ISO 8434-1-S	M36x2 MALE 25S	CVV163/362 M V	93	3.66	56	2.2			38	1.5
25	1"	F BSPP	ISO 1179-1	BSPP 3/4" FEMALE	CVV16 34 GAS MV	90	3.54	56	2.2			38	1.5
25	1"	F BSPP	ISO 1179-1	BSPP 1" FEMALE	CVV16 1 GAS MV	95	3.74	56	2.2			42	1.65
37.5	1-1/2"	06/ METRIC	ISO 8434-1-S	M52x2 MALE BULKHEAD 38S	CVV246/522 M V	147	5.79	80	3.15			55	2.17
37.5	1-1/2"	03/ METRIC	ISO 8434-1-S	M52x2 MALE 38S	CVV243/522 M V	127	5	80	3.15			55	2.17
37.5	1-1/2"	03/ METRIC	ISO 8434-1-S	M42x2 MALE 30S	CVV243/422 M V	125	4.92	80	3.15			55	2.17
37.5	1-1/2"	F BSPP	ISO 1179-1	BSPP 1-1/2" FEMALE	CVV24 112GAS MV	131	5.16	80	3.15			65	2.56

*Part numbers ending in V have seals in FKM and consequently a Working Temperature of -20 °C + 200 °C.

Screw to Connect

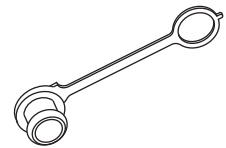
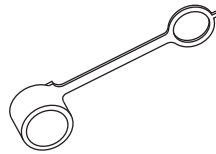


CVV Accessories and Spares



Aluminium dust protections

pag 211



Plastic dust protections

pag 214



Seals Kits

pag 216

CVLS

Screw-to-connect couplings, safety sleeve.

Screw-on male couplings suitable for general purpose applications. Connectable under residual pressure. High resistance to pressure and flow impulses. Equipped with an additional safety sleeve to prevent accidental disconnections provoked by vibrations. Interchangeable according to ISO 14541 standard.



Technical Specifications

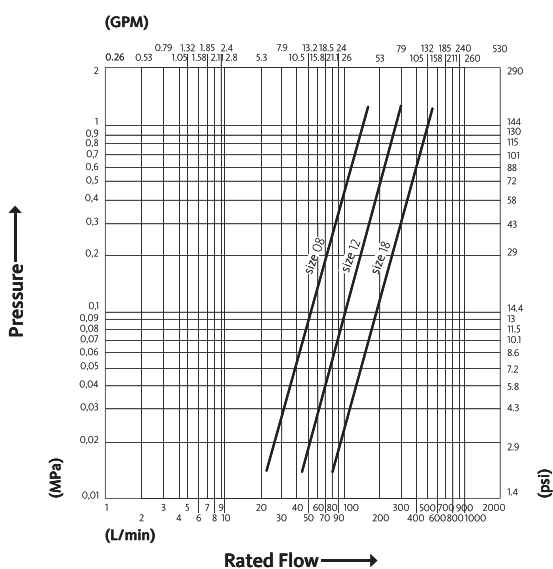
dash	Size		Working Pressure (MPa)	Flow Rate (l/min)	Spillage (ml)	Force to Connect (N)	Burst pressure (MPa)		
	mm	inch					Male	Female	Male + Female
16	25	1"	27	205	13	110		140	

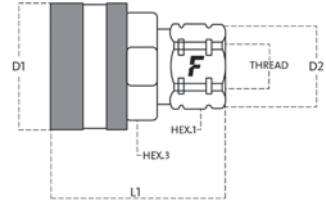
Material	Steel
Seals	VITON
Working temperatures	- 20 °C to + 200 °C
Surface treatment	MATE 500 (CrIII)
Series Interchange	MARKET

Applications



Pressure Drop

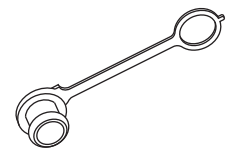




CVLS

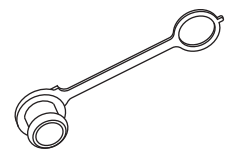
Size		Thread details			MALE								
mm	inch	Thread Type	Standard	Thread	Part Number	L (L1 + Thread)		D1		D3		HEX1	
						mm	inch	mm	inch	mm	inch	mm	inch
25	1"	11/ SAE	ISO 8434-3	1-7/16"-12 UN MALE ORFS	CVLS1611/1SAE M	96	3.78	69	2.72			45	1.77
25	1"	F BSPP	ISO 1179-1	BSPP 3/4" FEMALE	CVLS16 34GAS MV	96	3.78	69	2.72			41	1.61

CVLS Accessories and Spares



Aluminium dust protections

pag 211



Plastic dust protections

pag 214





CVC

Screw-to-connect couplings for construction equipment application.

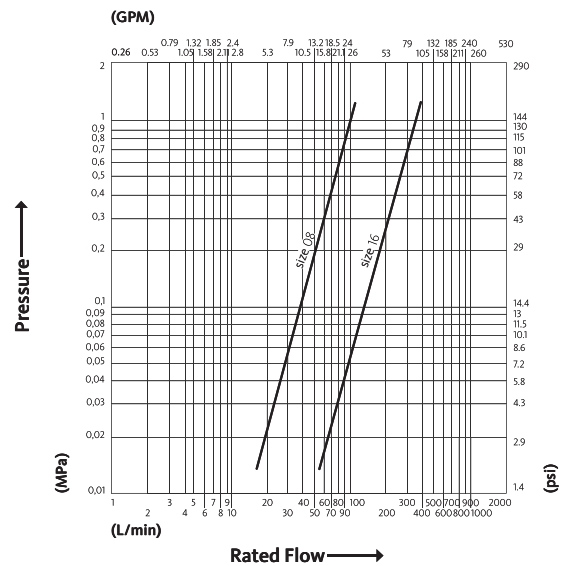
Screw-on couplings purposely designed for Caterpillar machines. Connectable under residual pressure. High resistance to pressure and flow impulses. Equipped with a hexagon-shaped sleeve and an external o-ring ensuring high friction and low risk of accidental disconnection due to vibrations.



Applications



Pressure Drop



Test performed according to ISO 18869

Technical Specifications

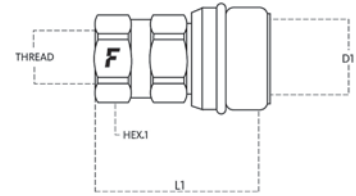
dash	Size mm	inch	Working Pressure (MPa)	Flow Rate (l/min)	Spillage (ml)	Force to Connect (N)	Burst pressure (MPa)		
							Male	Female	Male + Female
08	12.5	1/2"	34	50	2	0	102	102	105
16	25	1"	34	160	10	0	112	112	112

Material	Steel
Seals	NBR
Working temperatures	- 25 °C to + 125 °C
Surface treatment	MATE 500 (CrIII)
Series Interchange	MARKET

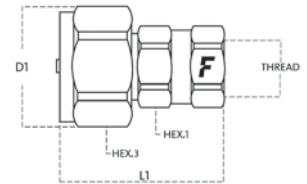
Valve Type	Poppet
Connection	Screw to Connect
Disconnection	Unscrew to Disconnect
Connection Under Pressure	Allowed Residual



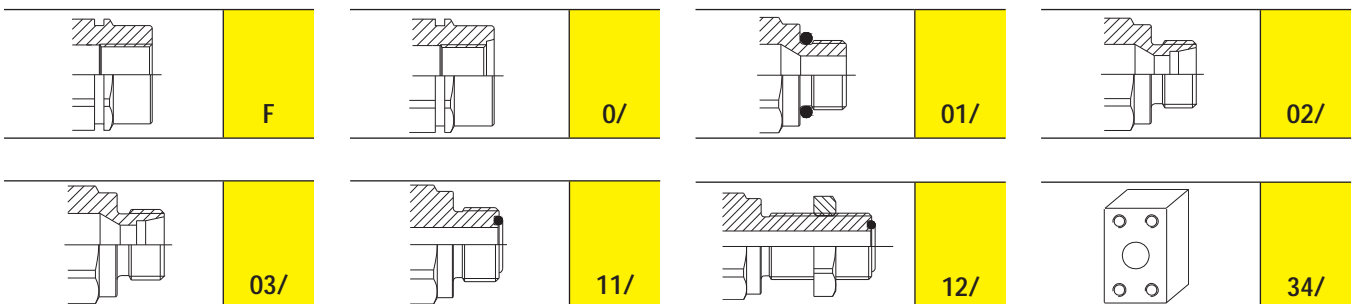
CVC



Size		Thread details			FEMALE						
mm	inch	Thread Type	Standard	Thread	Part Number	L (L1 + Thread)		D1		HEX1	
						mm	inch	mm	inch	mm	inch
12.5	1/2"	02/ METRIC	ISO 8434-1-L	M18x1.5 MALE 12L	CVC082/1815 F	56	2.2	35	1.38	27	1.06
12.5	1/2"	11/ SAE	ISO 8434-3	13/16"-16 UN MALE ORFS	CVC0811/12S F	58	2.28	35	1.38	27	1.06
12.5	1/2"	0/ METRIC	ISO 6149-1	M22x1.5 FEMALE ORB	CVC080/2215 F	60	2.36	35	1.38	27	1.06
12.5	1/2"	0/ SAE	ISO 11926-1	7/8"-14 UNF FEMALE ORB	CVC08 58S F	62	2.44	35	1.38	30	1.18
12.5	1/2"	F BSPP	ISO 1179-1	BSPP 1/2" FEMALE	CVC08 12 GAS F	50	1.97	35	1.38	30	1.18
25	1"	0/ SAE	ISO 11926-1	1-3/16"-12 UN FEMALE ORB	CVC16 78S F	97	3.82	54	2.13	42	1.65
25	1"	F METRIC	ISO 9974-1	M30x1.5 FEMALE	CVC16 3015 F	97	3.82	54	2.13	42	1.65
25	1"	03/ METRIC	ISO 8434-1-S	M36x2 MALE 25S	CVC163/362 F	98	3.86	43	1.69	38	1.5



Size		Thread details			MALE								
mm	inch	Thread Type	Standard	Thread	Part Number	L (L1 + Thread)		D1		D3		HEX1	
						mm	inch	mm	inch	mm	inch	mm	inch
12.5	1/2"	02/ METRIC	ISO 8434-1-L	M22x1.5 MALE 15L	CVC082/2215 M	58	2.28	45	1.77			27	1.06
12.5	1/2"	12/ SAE	ISO 8434-3	1"-14 UNS MALE BULKHEAD ORFS	CVC0812/58S M	91	3.58	45	1.77			34	1.34
12.5	1/2"	12/ SAE	ISO 8434-3	13/16"-16 UN MALE BULKHEAD ORFS	CVC0812/12S M	80	3.15	45	1.77			27	1.06
12.5	1/2"	01/ SAE	ISO 11926-3	3/4"-16 UNF MALE	CVC081/12S M	57	2.24	45	1.77			27	1.06
12.5	1/2"	0/ METRIC	ISO 6149-1	M22x1.5 FEMALE ORB	CVC080/2215 M	61	2.4	45	1.77			27	1.06
12.5	1/2"	0/ SAE	ISO 11926-1	7/8"-14 UNF FEMALE ORB	CVC08 58S M	63	2.48	45	1.77			30	1.18
12.5	1/2"	F BSPP	ISO 1179-1	BSPP 1/2" FEMALE	CVC08 12 GAS M	48	1.89	45	1.77			30	1.18
25	1"	0/ SAE	ISO 11926-1	1-5/16"-12 UN FEMALE ORB	CVC16 1SAE M	91	3.58	72	2.83			42	1.65
25	1"	34/ SAE	ISO 6162-2	SAE FLANGE 3/4	CVC1634/12 M	89	3.5	72	2.83			42	1.65
25	1"	03/ METRIC	ISO 8434-1-S	M42x2 MALE 30S	CVC163/422 M	88	3.46	72	2.83			46	1.81
25	1"	03/ METRIC	ISO 8434-1-S	M36x2 MALE 25S	CVC163/362 M	91	3.58	72	2.83			38	1.5
25	1"	0/ SAE	ISO 11926-1	1-3/16"-12 UN FEMALE ORB	CVC16 78S M	90	3.54	72	2.83			42	1.65
25	1"	F METRIC	ISO 9974-1	M30x1.5 FEMALE	CVC16 3015 M	90	3.54	72	2.83			42	1.65



CVC Accessories and Spares



Aluminium dust protections

pag 210



Seals Kits

pag 216



CVE

Screw to connect couplings for road machines applications.

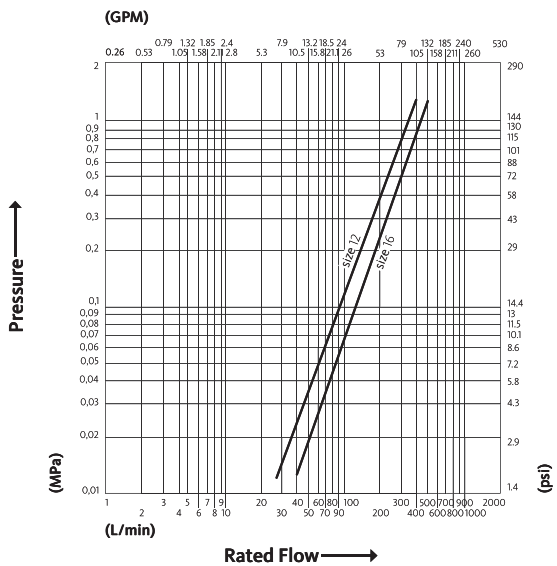
Couplings designed for the transport industry. Composed by a screw-on sleeve (brass) and wings nuts with hexagon shape.



Applications



Pressure Drop



Test performed according to ISO 18869

Technical Specifications

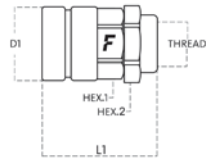
dash	Size		Working Pressure (MPa)	Flow Rate (l/min)	Spillage (ml)	Force to Connect (N)	Burst pressure (MPa)		
	mm	inch					Male	Female	Male + Female
12	20	3/4"	36	120	10	0	110	130	130
16	25	1"	30	160	15	0	120	90	130

Material	Steel
Seals	NBR
Working temperatures	- 25 °C to + 125 °C
Surface treatment	MATE 500 (CrIII)
Series Interchange	MARKET

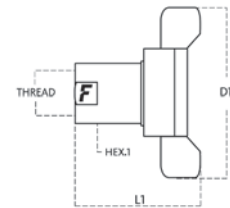
Valve Type	Poppet
Connection	Screw to Connect
Disconnection	Unscrew to Disconnect
Connection Under Pressure	Allowed Residual



CVE



Size		Thread details			FEMALE						
mm	inch	Thread Type	Standard	Thread	Part Number	L (L1 + Thread)		D1		HEX1	
						mm	inch	mm	inch	mm	inch
20	3/4"	F BSPP	ISO 1179-1	BSPP 3/4" FEMALE	CVE 34 GAS F	78	3.07	51	2.01	46	1.81
25	1"	F BSPP	ISO 1179-1	BSPP 1" FEMALE	CVE 1 GAS F	85	3.35	54	2.13	46	1.81



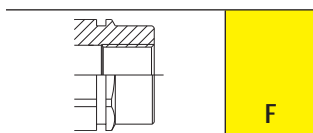
Size		Thread details			MALE								
mm	inch	Thread Type	Standard	Thread	Part Number	L (L1 + Thread)		D1		D3		HEX1	
						mm	inch	mm	inch	mm	inch	mm	inch
20	3/4"	F BSPP	ISO 1179-1	BSPP 3/4" FEMALE	CVE 34 GAS M	84	3.31	100	3.94			34	1.34
25	1"	F BSPP	ISO 1179-1	BSPP 1" FEMALE	CVE 1 GAS M	94.4	3.72	127	5			41	1.61

CVE Accessories and Spares



Aluminium dust protections

pag 210



VV



Screw to connect standard couplings, double function sleeve.

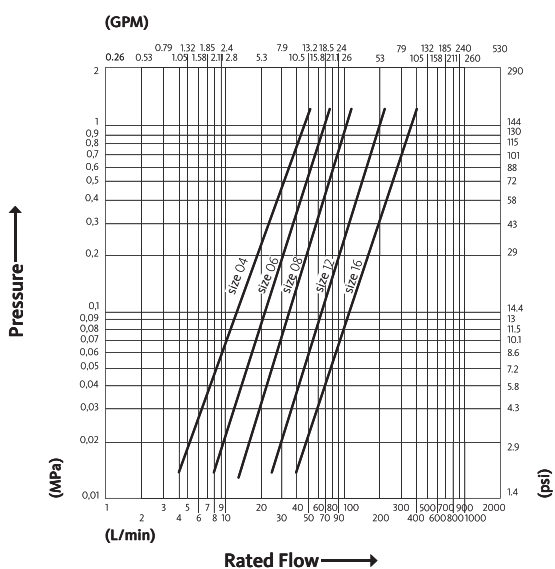
VV series couplings are very robust and reliable and allow to connect under residual pressure. Thanks to a double function sleeve it's also possible to connect a female part with either VV or NV male halves. Faster proprietary profile.



Applications



Pressure Drop



Test performed according to ISO 18869

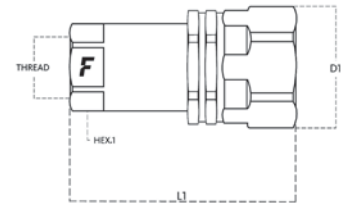
Technical Specifications

dash	Size mm	inch	Working Pressure (MPa)	Flow Rate (l/min)	Spillage (ml)	Force to Connect (N)	Burst pressure (MPa)		
							Male	Female	Male + Female
04	6.3	1/4"	35	18	0.8	140	170	150	
06	10	3/8"	30	30	1.3	120	120	150	
08	12.5	1/2"	25	65	1.8	100	130	160	
12	20	3/4"	25	100	8	100	100	120	
16	25	1"	22	140	13	90	100	100	

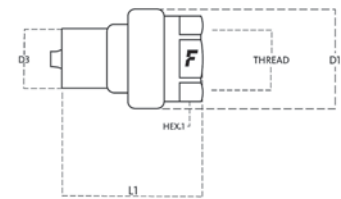
Material	Steel
Seals	NBR
Working temperatures	- 25 °C to + 125 °C
Surface treatment	MATE 500 (CrIII)
Series Interchange	FASTER

Valve Type	Poppet
Connection	Screw to Connect
Disconnection	Unscrew to Disconnect
Connection Under Pressure	Allowed Residual

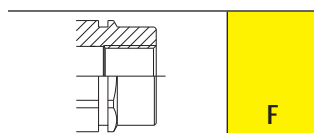





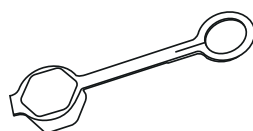
Size		Thread details			FEMALE							
mm	inch	Thread Type	Standard	Thread	Part Number	L (L1 + Thread)		D1		HEX1		
						mm	inch	mm	inch	mm	inch	
6.3	1/4"	F NPTF	ANSI B1.20.3	NPTF 1/4" FEMALE	VV 14 NPT F	60	2.36	30	1.18	19	0.75	
6.3	1/4"	F BSPP	ISO 1179-1	BSPP 1/4" FEMALE	VV 14 GAS F	60	2.36	30	1.18	19	0.75	
10	3/8"	F BSPP	ISO 1179-1	BSPP 3/8" FEMALE	VV 38 GAS F	72	2.83	38	1.5	24	0.94	
10	3/8"	F NPTF	ANSI B1.20.3	NPTF 3/8" FEMALE	VV 38 NPT F	72	2.83	38	1.5	24	0.94	
12.5	1/2"	F NPTF	ANSI B1.20.3	NPTF 1/2" FEMALE	VV 12 NPT F	79	3.11	42	1.65	27	1.06	
12.5	1/2"	F BSPP	ISO 1179-1	BSPP 1/2" FEMALE	VV 12 GAS F	79	3.11	42	1.65	27	1.06	
20	3/4"	F NPTF	ANSI B1.20.3	NPTF 3/4" FEMALE	VV 34 NPT F	106	4.17	55	2.17	34	1.34	
20	3/4"	F BSPP	ISO 1179-1	BSPP 3/4" FEMALE	VV 34 GAS F	106	4.17	55	2.17	34	1.34	
25	1"	F NPTF	ANSI B1.20.3	NPTF 1" FEMALE	VV 1 NPT F	124	4.88	61.5	2.42	41	1.61	
25	1"	F BSPP	ISO 1179-1	BSPP 1" FEMALE	VV 1 GAS F	124	4.88	61.5	2.42	41	1.61	



Size		Thread details			MALE								
mm	inch	Thread Type	Standard	Thread	Part Number	L (L1 + Thread)		D1		D3		HEX1	
						mm	inch	mm	inch	mm	inch	mm	inch
6.3	1/4"	F NPTF	ANSI B1.20.3	NPTF 1/4" FEMALE	VV 14 NPT M	33	1.3	25.4	1	14.1	0.56	19	0.75
6.3	1/4"	F BSPP	ISO 1179-1	BSPP 1/4" FEMALE	VV 14 GAS M	34.7	1.37	25.4	1	14.1	0.56	19	0.75
10	3/8"	F BSPP	ISO 1179-1	BSPP 3/8" FEMALE	VV 38 GAS M	40.5	1.59	30.4	1.2	18.9	0.74	24	0.94
10	3/8"	F NPTF	ANSI B1.20.3	NPTF 3/8" FEMALE	VV 38 NPT M	40.5	1.59	30.4	1.2	18.9	0.74	24	0.94
12.5	1/2"	F NPTF	ANSI B1.20.3	NPTF 1/2" FEMALE	VV 12 NPT M	49	1.93	34	1.34	20.5	0.81	27	1.06
12.5	1/2"	F BSPP	ISO 1179-1	BSPP 1/2" FEMALE	VV 12 GAS M	49	1.93	34	1.34	20.5	0.81	27	1.06
20	3/4"	F NPTF	ANSI B1.20.3	NPTF 3/4" FEMALE	VV 34 NPT M	62	2.44	43.5	1.71	27.9	1.1	34	1.34
20	3/4"	F BSPP	ISO 1179-1	BSPP 3/4" FEMALE	VV 34 GAS M	62	2.44	43.5	1.71	27.9	1.1	34	1.34
25	1"	F NPTF	ANSI B1.20.3	NPTF 1" FEMALE	VV 1 NPT M	73	2.87	52	2.05	31.8	1.25	41	1.61
25	1"	F BSPP	ISO 1179-1	BSPP 1" FEMALE	VV 1 GAS M	73	2.87	52	2.05	31.8	1.25	41	1.61

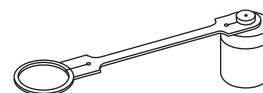
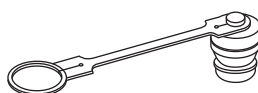


VV Accessories and Spares



PVC dust protections

pag 209



Aluminium dust protections

pag 210



Stainless steel dust protections

pag 215

VVS



Screw to connect couplings for high pressure applications, Faster interchange.

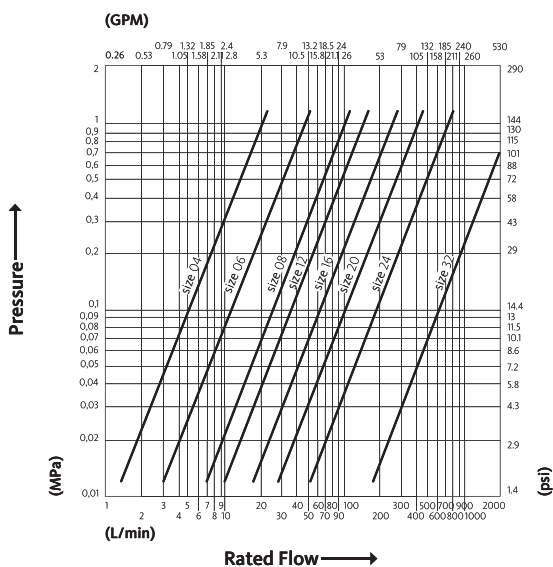
Screw-on couplings commonly used for applications characterized by very high working pressures and peaks. Heavy duty internal components guarantee the maximum safety and reliability. Faster proprietary profile. Interchangeable with Faster VV series.



Applications



Pressure Drop



Test performed according to ISO 18869

Technical Specifications

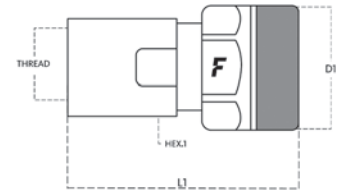
dash	Size mm	inch	Working Pressure (MPa)	Flow Rate (l/min)	Spillage (ml)	Force to Connect (N)	Burst pressure (MPa)		
							Male	Female	Male + Female
04	6.3	1/4"	80	8	0.4	0	240	240	250
06	10	3/8"	80	18	0.8	0	340	350	240
08	12.5	1/2"	70	40	1.3	0	210	210	210
12	20	3/4"	70	55	1.8	0	240	210	230
16	25	1"	63	100	8	0	190	240	190
20	31.5	1-1/4"	60	140	15	0	180	180	200
24	37.5	1-1/2"	40	300	38	0	120	150	150
32	50	2"	35	1000	46	0	130	130	105

Material	Steel
Seals	NBR
Working temperatures	- 25 °C to + 125 °C
Surface treatment	MATE 500 (CrIII)
Series Interchange	FASTER

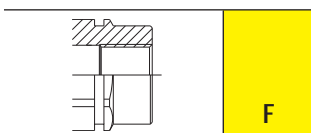
Valve Type	Poppet
Connection	Screw to Connect
Disconnection	Unscrew to Disconnect
Connection Under Pressure	Allowed Residual

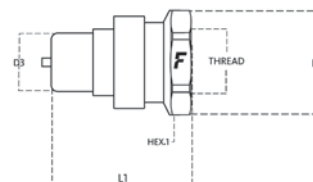


VVS



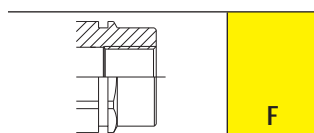
Size		Thread details			FEMALE						
mm	inch	Thread Type	Standard	Thread	Part Number	L (L1 + Thread)		D1		HEX1	
						mm	inch	mm	inch	mm	inch
6.3	1/4"	F NPTF	ANSI B1.20.3	NPTF 1/4" FEMALE	VVS 14 NPT F	68	2.68	30	1.18	22	0.87
6.3	1/4"	F BSPP	ISO 1179-1	BSPP 1/4" FEMALE	VVS 14 GAS F	68	2.68	30	1.18	22	0.87
10	3/8"	F NPTF	ANSI B1.20.3	NPTF 3/8" FEMALE	VVS 38 NPT F	76	2.99	40	1.57	30	1.18
10	3/8"	F BSPP	ISO 1179-1	BSPP 3/8" FEMALE	VVS 38 GAS F	76	2.99	40	1.57	30	1.18
12.5	1/2"	F NPTF	ANSI B1.20.3	NPTF 1/2" FEMALE	VVS 12 NPT F	87	3.43	45	1.77	34	1.34
12.5	1/2"	F BSPP	ISO 1179-1	BSPP 1/2" FEMALE	VVS 12 GAS F	87	3.43	45	1.77	34	1.34
20	3/4"	F NPTF	ANSI B1.20.3	NPTF 3/4" FEMALE	VVS 34 NPT F	106	4.17	55	2.17	41	1.61
20	3/4"	F BSPP	ISO 1179-1	BSPP 3/4" FEMALE	VVS 34 GAS F	106	4.17	55	2.17	41	1.61
25	1"	F NPTF	ANSI B1.20.3	NPTF 1" FEMALE	VVS 1 NPT F	124	4.88	60	2.36	50	1.97
25	1"	F BSPP	ISO 1179-1	BSPP 1" FEMALE	VVS 1 GAS F	124	4.88	60	2.36	50	1.97
31.5	1-1/4"	F NPTF	ANSI B1.20.3	NPTF 1-1/4" FEMALE	VVS114 NPT F	152	5.98	80	3.15	65	2.56
31.5	1-1/4"	F BSPP	ISO 1179-1	BSPP 1-1/4" FEMALE	VVS114 GAS F	152	5.98	80	3.15	65	2.56
37.5	1-1/2"	F NPTF	ANSI B1.20.3	NPTF 1-1/2" FEMALE	VVS112 NPT F	172	6.77	98	3.86	75	2.95
37.5	1-1/2"	F BSPP	ISO 1179-1	BSPP 1-1/2" FEMALE	VVS112 GAS F	172	6.77	98	3.86	75	2.95
50	2"	F NPTF	ANSI B1.20.3	NPTF 2" FEMALE	VVS 2 NPT F	207	8.15	129	5.08	100	3.94
50	2"	F BSPP	ISO 1179-1	BSPP 2" FEMALE	VVS 2 GAS F	206	8.11	129	5.08	100	3.94



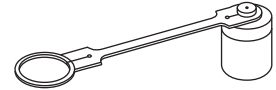
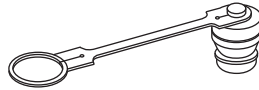


VVS

Size		Thread details			MALE									
mm	inch	Thread Type	Standard	Thread	Part Number	L (L1 + Thread)		D1		D3		HEX1		
						mm	inch	mm	inch	mm	inch	mm	inch	
6.3	1/4"	F NPTF	ANSI B1.20.3	NPTF 1/4" FEMALE	VVS 14 NPT M	48	1.89	28	1.1	14.1	0.56	32	1.26	
6.3	1/4"	F BSPP	ISO 1179-1	BSPP 1/4" FEMALE	VVS 14 GAS M	43	1.69	28	1.1	14.1	0.56	25	0.98	
10	3/8"	F NPTF	ANSI B1.20.3	NPTF 3/8" FEMALE	VVS 38 NPT M	48	1.89	35	1.38	18.9	0.74	30	1.18	
10	3/8"	F BSPP	ISO 1179-1	BSPP 3/8" FEMALE	VVS 38 GAS M	48	1.89	35	1.38	18.9	0.74	30	1.18	
12.5	1/2"	F NPTF	ANSI B1.20.3	NPTF 1/2" FEMALE	VVS 12 NPT M	53	2.09	38	1.5	20.5	0.81	34	1.34	
12.5	1/2"	F BSPP	ISO 1179-1	BSPP 1/2" FEMALE	VVS 12 GAS M	53	2.09	38	1.5	20.5	0.81	34	1.34	
20	3/4"	F NPTF	ANSI B1.20.3	NPTF 3/4" FEMALE	VVS 34 NPT M	63	2.48	50	1.97	27.9	1.1	45	1.77	
20	3/4"	F BSPP	ISO 1179-1	BSPP 3/4" FEMALE	VVS 34 GAS M	63	2.48	50	1.97	27.9	1.1	46	1.81	
25	1"	F NPTF	ANSI B1.20.3	NPTF 1" FEMALE	VVS 1 NPT M	72	2.83	55	2.17	31.3	1.23	50	1.97	
25	1"	F BSPP	ISO 1179-1	BSPP 1" FEMALE	VVS 1 GAS M	72	2.83	55	2.17	31.3	1.23	50	1.97	
31.5	1-1/4"	F NPTF	ANSI B1.20.3	NPTF 1-1/4" FEMALE	VVS114 NPT M	86	3.39	70	2.76	43.9	1.73	65	2.56	
31.5	1-1/4"	F BSPP	ISO 1179-1	BSPP 1-1/4" FEMALE	VVS114 GAS M	86	3.39	70	2.76	43.9	1.73	65	2.56	
37.5	1-1/2"	F NPTF	ANSI B1.20.3	NPTF 1-1/2" FEMALE	VVS112 NPT M	95	3.74	84	3.31	53.4	2.1	80	3.15	
37.5	1-1/2"	F BSPP	ISO 1179-1	BSPP 1-1/2" FEMALE	VVS112 GAS M	95	3.74	84	3.31	53.4	2.1	80	3.15	
50	2"	F NPTF	ANSI B1.20.3	NPTF 2" FEMALE	VVS 2 NPT M	118	4.65	115	4.53	81.9	3.22	110	4.33	
50	2"	F BSPP	ISO 1179-1	BSPP 2" FEMALE	VVS 2 GAS M	118	4.65	115	4.53	81.9	3.22	110	4.33	

Screw to
Connect

VVS Accessories and Spares



Aluminium dust protections

pag 210



Stainless steel dust protections

pag 215



Seals Kits

pag 216



VVS stainless steel

Screw to connect couplings for high pressure applications, Faster interchange, stainless steel.

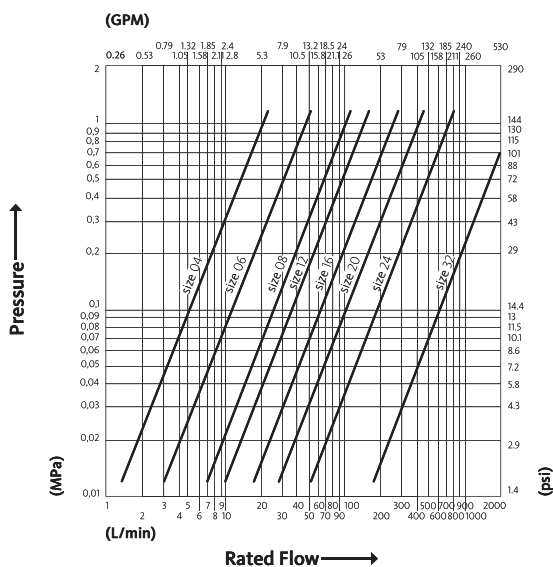
Screw-on stainless steel (AISI 316) couplings commonly used for applications characterized by very high working pressures and peaks. High resistance to corrosion. Heavy duty internal components guarantee the maximum safety and reliability. Faster proprietary profile.



Applications



Pressure Drop



Test performed according to ISO 18869

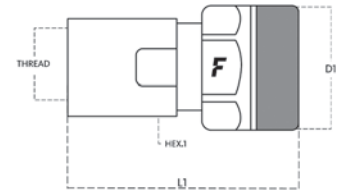
Technical Specifications

dash	Size mm	inch	Working Pressure (MPa)	Flow Rate (l/min)	Spillage (ml)	Force to Connect (N)	Burst pressure (MPa)		
							Male	Female	Male + Female
04	6.3	1/4"	60	8	0.4	0	180	280	280
06	10	3/8"	65	18	0.8	0	195	200	250
08	12.5	1/2"	60	30	1.3	0	180	195	245
12	20	3/4"	50	45	1.8	0	150	160	190
16	25	1"	46	90	8	0	150	140	160
20	31.5	1-1/4"	38	140	15	0	115	120	150
24	37.5	1-1/2"	36	300	38	0	110	140	155
32	50	2"	21	1000	46	0	65	75	85

Material	Stainless Steel
Seals	VITON
Working temperatures	- 20 °C to + 200 °C
Surface treatment	
Series Interchange	FASTER

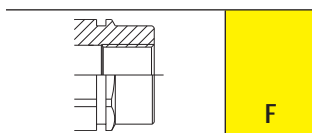
Valve Type	Poppet
Connection	Screw to Connect
Disconnection	Unscrew to Disconnect
Connection Under Pressure	Allowed Residual

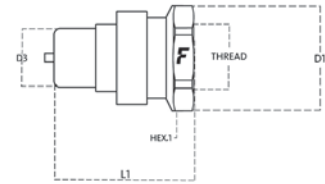




VVS stainless steel

Size		Thread details			FEMALE						
mm	inch	Thread Type	Standard	Thread	Part Number	L (L1 + Thread)		D1		HEX1	
						mm	inch	mm	inch	mm	inch
6.3	1/4"	F NPTF	ANSI B1.20.3	NPTF 1/4" FEMALE	VVS 14 NPT F 2V	68	2.68	30	1.18	22	0.87
6.3	1/4"	F BSPP	ISO 1179-1	BSPP 1/4" FEMALE	VVS 14 GAS F 2V	68	2.68	30	1.18	22	0.87
10	3/8"	F NPTF	ANSI B1.20.3	NPTF 3/8" FEMALE	VVS 38 NPT F 2V	76	2.99	40	1.57	30	1.18
10	3/8"	F BSPP	ISO 1179-1	BSPP 3/8" FEMALE	VVS 38 GAS F 2V	75.4	2.97	40	1.57	30	1.18
12.5	1/2"	F NPTF	ANSI B1.20.3	NPTF 1/2" FEMALE	VVS 12 NPT F 2V	87	3.43	45	1.77	34	1.34
12.5	1/2"	F BSPP	ISO 1179-1	BSPP 1/2" FEMALE	VVS 12 GAS F 2V	87	3.43	45	1.77	34	1.34
20	3/4"	F NPTF	ANSI B1.20.3	NPTF 3/4" FEMALE	VVS 34 NPT F 2V	106	4.17	55	2.17	41	1.61
20	3/4"	F BSPP	ISO 1179-1	BSPP 3/4" FEMALE	VVS 34 GAS F 2V	106	4.17	55	2.17	41	1.61
25	1"	F NPTF	ANSI B1.20.3	NPTF 1" FEMALE	VVS 1 NPT F 2V	124	4.88	60	2.36	50	1.97
25	1"	F BSPP	ISO 1179-1	BSPP 1" FEMALE	VVS 1 GAS F 2V	124	4.88	60	2.36	50	1.97
31.5	1-1/4"	F NPTF	ANSI B1.20.3	NPTF 1-1/4" FEMALE	VVS114 NPT F 2V	153	6.02	80	3.15	65	2.56
31.5	1-1/4"	F BSPP	ISO 1179-1	BSPP 1-1/4" FEMALE	VVS114 GAS F 2V	153	6.02	80	3.15	65	2.56
37.5	1-1/2"	F NPTF	ANSI B1.20.3	NPTF 1-1/2" FEMALE	VVS112 NPT F 2V	172	6.77	98	3.86	75	2.95
37.5	1-1/2"	F BSPP	ISO 1179-1	BSPP 1-1/2" FEMALE	VVS112 GAS F 2V	172	6.77	98	3.86	75	2.95
50	2"	F NPTF	ANSI B1.20.3	NPTF 2" FEMALE	VVS 2 NPT F 2V	207	8.15	129	5.08	100	3.94
50	2"	F BSPP	ISO 1179-1	BSPP 2" FEMALE	VVS 2 GAS F 2V	207	8.15	129	5.08	100	3.94

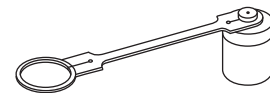
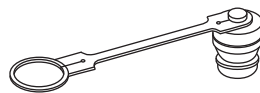




VVS stainless steel

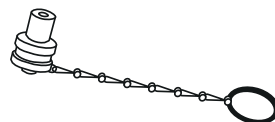
Size		Thread details			MALE									
mm	inch	Thread Type	Standard	Thread	Part Number	L (L1 + Thread)		D1		D3		HEX1		
						mm	inch	mm	inch	mm	inch	mm	inch	
6.3	1/4"	F NPTF	ANSI B1.20.3	NPTF 1/4" FEMALE	VVS 14 NPT M 2V	43	1.69	28	1.1	14.1	0.56	25	0.98	
6.3	1/4"	F BSPP	ISO 1179-1	BSPP 1/4" FEMALE	VVS 14 GAS M 2V	43	1.69	28	1.1	14.1	0.56	25	0.98	
10	3/8"	F NPTF	ANSI B1.20.3	NPTF 3/8" FEMALE	VVS 38 NPT M 2V	48	1.89	35	1.38	18.9	0.74	32	1.26	
10	3/8"	F BSPP	ISO 1179-1	BSPP 3/8" FEMALE	VVS 38 GAS M 2V	48	1.89	35	1.38	18.9	0.74	32	1.26	
12.5	1/2"	F NPTF	ANSI B1.20.3	NPTF 1/2" FEMALE	VVS 12 NPT M 2V	53	2.09	38	1.5	20.5	0.81	34	1.34	
12.5	1/2"	F BSPP	ISO 1179-1	BSPP 1/2" FEMALE	VVS 12 GAS M 2V	53	2.09	38	1.5	20.5	0.81	34	1.34	
20	3/4"	F NPTF	ANSI B1.20.3	NPTF 3/4" FEMALE	VVS 34 NPT M 2V	63	2.48	50	1.97	27.9	1.1	46	1.81	
20	3/4"	F BSPP	ISO 1179-1	BSPP 3/4" FEMALE	VVS 34 GAS M 2V	63	2.48	50	1.97	27.9	1.1	46	1.81	
25	1"	F NPTF	ANSI B1.20.3	NPTF 1" FEMALE	VVS 1 NPT M 2V	72	2.83	55	2.17	31.3	1.23	50	1.97	
25	1"	F BSPP	ISO 1179-1	BSPP 1" FEMALE	VVS 1 GAS M 2V	72	2.83	55	2.17	31.3	1.23	50	1.97	
31.5	1-1/4"	F NPTF	ANSI B1.20.3	NPTF 1-1/4" FEMALE	VVS114 NPT M 2V	86	3.39	70	2.76	43.9	1.73	65	2.56	
31.5	1-1/4"	F BSPP	ISO 1179-1	BSPP 1-1/4" FEMALE	VVS114 GAS M 2V	86	3.39	70	2.76	43.9	1.73	65	2.56	
37.5	1-1/2"	F NPTF	ANSI B1.20.3	NPTF 1-1/2" FEMALE	VVS112 NPT M 2V	95	3.74	84	3.31	53.4	2.1	80	3.15	
37.5	1-1/2"	F BSPP	ISO 1179-1	BSPP 1-1/2" FEMALE	VVS112 GAS M 2V	95	3.74	84	3.31	53.4	2.1	80	3.15	
50	2"	F NPTF	ANSI B1.20.3	NPTF 2" FEMALE	VVS 2 NPT M 2V	118	4.65	115	4.53	81.9	3.22	110	4.33	
50	2"	F BSPP	ISO 1179-1	BSPP 2" FEMALE	VVS 2 GAS M 2V	118	4.65	115	4.53	81.9	3.22	110	4.33	

VVS stainless steel Accessories and Spares



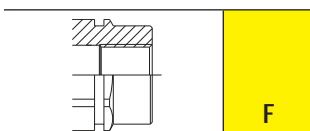
Aluminium dust protections

pag 210



Stainless steel dust protections

pag 215



VVM



Screw to connect standard couplings, metal-to-metal sealing.

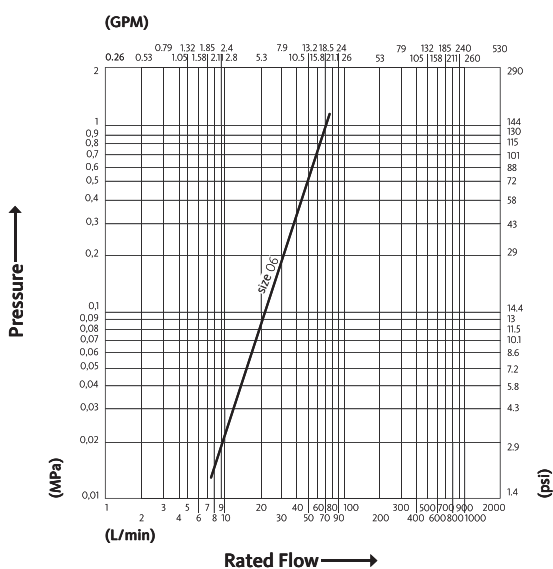
VVM couplings are characterized by screw to connect sleeve and metal-to-metal sealing system when disconnected. Poppet valve shut-off.



Applications



Pressure Drop



Test performed according to ISO 18869

Technical Specifications

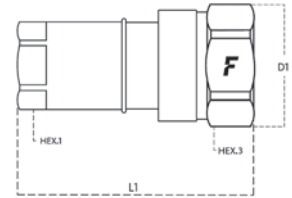
dash	Size		Working Pressure (MPa)	Flow Rate (l/min)	Spillage (ml)	Force to Connect (N)	Burst pressure (MPa)		
	mm	inch					Male	Female	Male + Female
06	10	3/8"	43	45	2	130	140	210	

Material	Steel
Seals	NBR
Working temperatures	- 25 °C to + 125 °C
Surface treatment	MATE 500 (CrIII)
Series Interchange	FASTER

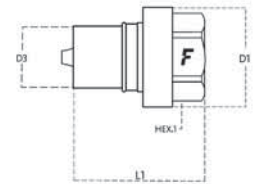
Valve Type	Poppet
Connection	Screw to Connect
Disconnection	Unscrew to Disconnect
Connection Under Pressure	Allowed Residual



VVM

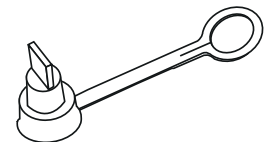
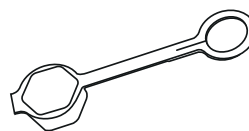


Size		Thread details			FEMALE						
mm	inch	Thread Type	Standard	Thread	Part Number	L (L1 + Thread)		D1		HEX1	
						mm	inch	mm	inch	mm	inch
10	3/8"	F BSPP	ISO 1179-1	BSPP 3/8" FEMALE	VVM 38 GAS F	74	2.91	38	1.5	24	0.94



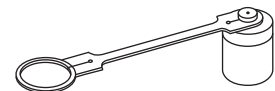
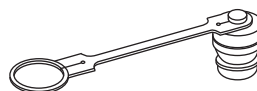
Size		Thread details			MALE								
mm	inch	Thread Type	Standard	Thread	Part Number	L (L1 + Thread)		D1		D3		HEX1	
						mm	inch	mm	inch	mm	inch	mm	inch
10	3/8"	F BSPP	ISO 1179-1	BSPP 3/8" FEMALE	VVM 38 GAS M	40.5	1.59	30.4	1.2	19	0.75	24	0.94

VVM Accessories and Spares



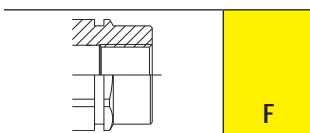
PVC dust protections

pag 209



Aluminium dust protections

pag 210



FB



Screw to connect couplings for road machines applications.

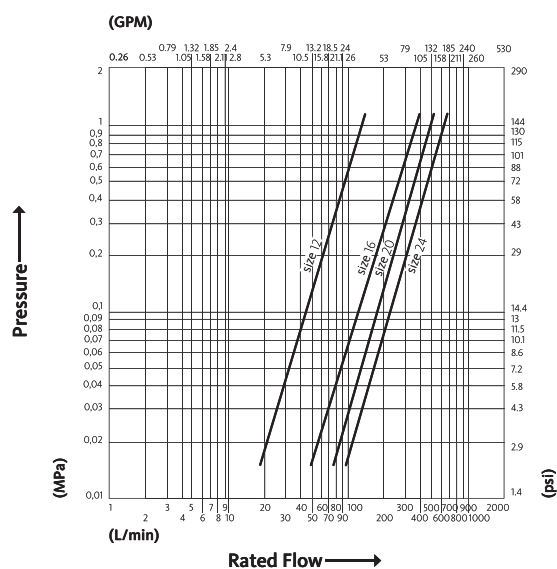
Screw-on flat face brass couplings suitable to vehicles and road machines applications. A wing-shaped sleeve helps to connect and disconnect by hand. Interchangeable for US market.



Applications



Pressure Drop



Test performed according to ISO 18869

Technical Specifications

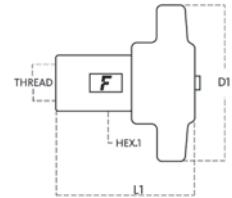
dash	Size		Working Pressure (MPa)	Flow Rate (l/min)	Spillage (ml)	Force to Connect (N)	Burst pressure (MPa)		
	mm	inch					Male	Female	Male + Female
12	20	3/4"	25	62	0.1	0	100	75	82
16	25	1"	23	160	0.2	0	130	70	80
20	31.5	1-1/4"	21	220	0.5	0	78	64	68
24	37.5	1-1/2"	20	300	0.7	0	60	60	62

Material	Brass
Seals	NBR
Working temperatures	- 25 °C to + 125 °C
Surface treatment	
Series Interchange	MARKET

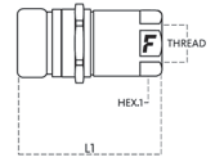
Valve Type	Flat
Connection	Screw to Connect
Disconnection	Unscrew to Disconnect
Connection Under Pressure	Allowed Residual



FB

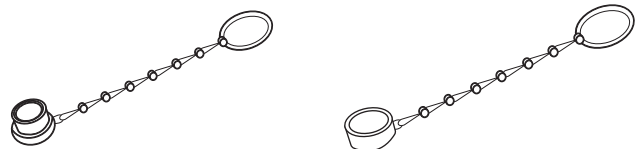


Size		Thread details			FEMALE						
mm	inch	Thread Type	Standard	Thread	Part Number	L (L1 + Thread)		D1		HEX1	
						mm	inch	mm	inch	mm	inch
20	3/4"	F NPTF	ANSI B1.20.3	NPTF 3/4" FEMALE	FB 12/34 NPT F5	81	3.19	90	3.54	30	1.18
20	3/4"	F NPTF	ANSI B1.20.3	NPTF 1/2" FEMALE	FB 12/12 NPT F5	81	3.19	90	3.54	30	1.18
25	1"	F NPTF	ANSI B1.20.3	NPTF 1" FEMALE	FB 16/1 NPT F 5	90.8	3.57	75	2.95	36	1.42
31.5	1-1/4"	F NPTF	ANSI B1.20.3	NPTF 1-1/4" FEMALE	FB 20/114NPT F5	95	3.74	127	5	45	1.77
37.5	1-1/2"	F NPTF	ANSI B1.20.3	NPTF 1-1/2" FEMALE	FB 24/112NPT F5	110.2	4.34	150	5.91	50	1.97



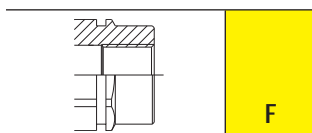
Size		Thread details			MALE								
mm	inch	Thread Type	Standard	Thread	Part Number	L (L1 + Thread)		D1		D3		HEX1	
						mm	inch	mm	inch	mm	inch	mm	inch
20	3/4"	F NPTF	ANSI B1.20.3	NPTF 3/4" FEMALE	FB 12/34 NPT M5	82	3.23	45	1.77			34	1.34
20	3/4"	F NPTF	ANSI B1.20.3	NPTF 1/2" FEMALE	FB 12/12 NPT M5	81.3	3.2	45	1.77			34	1.34
25	1"	F NPTF	ANSI B1.20.3	NPTF 1" FEMALE	FB 16/1 NPT M 5	90.8	3.57	75	2.95			36	1.42
31.5	1-1/4"	F NPTF	ANSI B1.20.3	NPTF 1-1/4" FEMALE	FB 20/114NPT M5	95	3.74	127	5			45	1.77
37.5	1-1/2"	F NPTF	ANSI B1.20.3	NPTF 1-1/2" FEMALE	FB 24/112NPT M5	110	4.33	72	2.83			55	2.17

FB Accessories and Spares



Aluminium dust protections

pag 211



OGV



Screw to connect couplings for oil & gas application, market interchange.

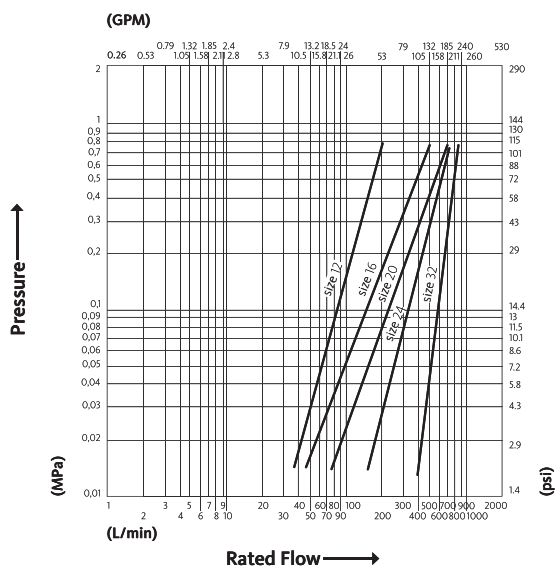
Standard screw to connect coupling suitable for Oil & Gas applications. Robust sleeve design, poppet valve and ACME connection thread.



Applications



Pressure Drop



Test performed according to ISO 18869

Technical Specifications

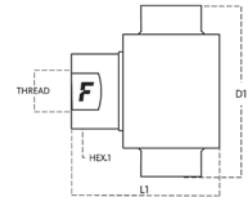
dash	Size mm	inch	Working Pressure (MPa)	Flow Rate (l/min)	Spillage (ml)	Force to Connect (N)	Burst pressure (MPa)		
							Male	Female	Male + Female
12	20	3/4"	35	120	8	168	160	165	
16	25	1"	35	230	18	165	165	172	
20	31.5	1-1/4"	35	320	21	180	200	178	
24	37.5	1-1/2"	35	330	41	160	176	170	
32	50	2"	35	570	85	125	130	125	

Material	Steel
Seals	NBR; PUR
Working temperatures	- 25 °C to + 100 °C
Surface treatment	MATE 500 (CrIII)
Series Interchange	MARKET

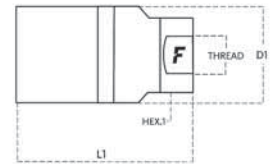
Valve Type	Poppet
Connection	Screw to Connect
Disconnection	Unscrew to Disconnect
Connection Under Pressure	Allowed Residual



OGV



Size		Thread details			FEMALE						
mm	inch	Thread Type	Standard	Thread	Part Number	L (L1 + Thread)		D1		HEX1	
						mm	inch	mm	inch	mm	inch
20	3/4"	F NPSF	ANSI B1.20.3	NPSF 3/4 FEMALE	OGV12 34NPS F	72.2	2.84	55	2.17	32	1.26
25	1"	F NPSF	ANSI B1.20.3	NPSF 1 FEMALE	OGV16 1NPS F	87.6	3.45	105.5	4.15	41	1.61
31.5	1-1/4"	F NPTF	ANSI B1.20.3	NPTF 1-1/4" FEMALE	OGV20 114NPT F	111.9	4.41	118.2	4.65	50	1.97
37.5	1-1/2"	F NPTF	ANSI B1.20.3	NPTF 1-1/2" FEMALE	OGV24 112NPT F	127.1	5	147	5.79	55	2.17
50	2"	F NPTF	ANSI B1.20.3	NPTF 2" FEMALE	OGV32 2NPT F	154.2	6.07	170	6.69	75	2.95



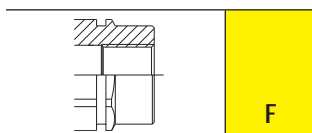
Size		Thread details			MALE								
mm	inch	Thread Type	Standard	Thread	Part Number	L (L1 + Thread)		D1		D3		HEX1	
						mm	inch	mm	inch	mm	inch	mm	inch
20	3/4"	F NPSF	ANSI B1.20.3	NPSF 3/4 FEMALE	OGV12 34NPS M	83.1	3.27	44.25	1.74			32	1.26
25	1"	F NPSF	ANSI B1.20.3	NPSF 1 FEMALE	OGV16 1NPS M	106	4.17	57.12	2.25			41	1.61
31.5	1-1/4"	F NPTF	ANSI B1.20.3	NPTF 1-1/4" FEMALE	OGV20 114NPT M	136.5	5.37	66.65	2.62			50	1.97
37.5	1-1/2"	F NPTF	ANSI B1.20.3	NPTF 1-1/2" FEMALE	OGV24 112NPT M	151.7	5.97	82.52	3.25			55	2.17
50	2"	F NPTF	ANSI B1.20.3	NPTF 2" FEMALE	OGV32 2NPT M	179.1	7.05	101.57	4			75	2.95

OGV Accessories and Spares




Aluminium dust protections

pag 211

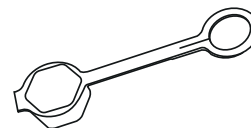


Screw to Connect - Accessories




PVC dust protections	pag 209
Aluminium dust protections	pag 210
Plastic dust protections	pag 214
Stainless steel dust protections	pag 215
Seal Kits	pag 216

PVC dust protections



Dust protections for female couplings

Size			Details		
dash	mm	inch	Part number	Colour	Available for Series
06	10	3/8"	TMV 38	●	VV - VVM



Dust protections for male couplings

Size			Details		
dash	mm	inch	Part number	Colour	Available for Series
06	10	3/8"	TFV 38	●	VV - VVM

Aluminium dust protections



Dust protections for female couplings

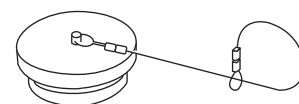
Size			Details		
dash	mm	inch	Part number	Colour	Available for Series
04	6.3	1/4"	TMV 14 S	○	VVS - VVS stainless steel
06	10	3/8"	TMP 38	○	VVM
06	10	3/8"	TMV 38 S	○	VV - VVM
06	10	3/8"	TMVM 38 SB	○	
06	10	3/8"	TMVM 38 SG	○	
06	10	3/8"	TMVM 38 SN	○	
06	10	3/8"	TMVM 38 SR	○	
08	12.5	1/2"	TMV 12 S	○	VV - VVS - VVS stainless steel
08	12.5	1/2"	TMVM 12 SR	○	
12	20	3/4"	TMV 34 S	○	VV
16	25	1"	TMV 1 S	○	
20	31.5	1-1/4"	TMV114 S	○	VVS - VVS stainless steel
32	50	2"	TMV 2 S	○	



Dust protections for female couplings

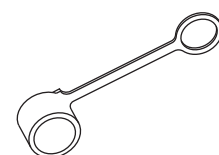
Size			Details		
dash	mm	inch	Part number	Colour	Available for Series
08	12.5	1/2"	TMCVC 08 S	○	CVC
12	20	3/4"	TMCVE 34 S	○	CVE
16	25	1"	TMCVC 16 S	○	CVC
16	25	1"	TMCVE 1 S	○	CVE

Aluminium dust protections



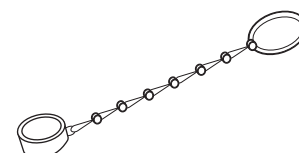
Dust protections for female couplings

Size			Details		
dash	mm	inch	Part number	Colour	Available for Series
12	20	3/4"	TM OGV12 S	○	OGV
16	25	1"	TM OGV16 S	○	
20	31.5	1-1/4"	TM OGV20 S	○	
24	37.5	1-1/2"	TM OGV24 S	○	
32	50	2"	TM OGV32 S	○	



Dust protections for female couplings

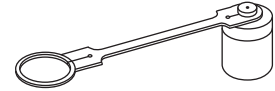
Size			Details		
dash	mm	inch	Part number	Colour	Available for Series
04	6.3	1/4"	TMVV 04 S	○	CVV
06	10	3/8"	TMVV 06 S	○	
08	12.5	1/2"	TMVV 08 S	○	
16	25	1"	TMVV 16 S	○	
24	37.5	1-1/2"	TMVV 24 S	○	



Dust protections for female couplings

Size			Details		
dash	mm	inch	Part number	Colour	Available for Series
12	20	3/4"	TMFB 12 S	○	FB
16	25	1"	TMFB 16 S	○	
20	31.5	1-1/4"	TMFB 20 S	○	
24	37.5	1-1/2"	TMFB 24 S	○	

Aluminium dust protections



Dust protections for male couplings

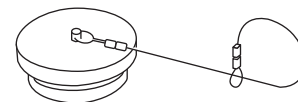
Size			Details		
dash	mm	inch	Part number	Colour	Available for Series
04	6.3	1/4"	TFP 14	○	VVS
04	6.3	1/4"	TFV 14 S	○	VVS - VVS stainless steel
06	10	3/8"	TFP 38	○	VVM
06	10	3/8"	TFV 38 S	○	VV - VVM
06	10	3/8"	TFVM 38 SB	○	
06	10	3/8"	TFVM 38 SG	○	
06	10	3/8"	TFVM 38 SN	○	
06	10	3/8"	TFVM 38 SR	○	
08	12.5	1/2"	TFV 12 S	○	VV - VVS - VVS stainless steel
08	12.5	1/2"	TFVM 12 SR	○	
12	20	3/4"	TFV 34 S	○	
16	25	1"	TFV 1 S	○	VVS - VVS stainless steel
20	31.5	1-1/4"	TFV114 S	○	
32	50	2"	TFV 2 S	○	



Dust protections for male couplings

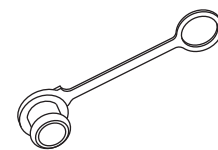
Size			Details		
dash	mm	inch	Part number	Colour	Available for Series
08	12.5	1/2"	TFCVC 08 S	○	CVC
12	20	3/4"	TFCVE 34 S	○	CVE
16	25	1"	TFCVC 16 S	○	CVC
16	25	1"	TFCVE 1 S	○	CVE

Aluminium dust protections




Dust protections for male couplings

Size			Details		
dash	mm	inch	Part number	Colour	Available for Series
12	20	3/4"	TF OGV12 S	○	OGV
16	25	1"	TF OGV16 S	○	
20	31.5	1-1/4"	TF OGV20 S	○	
24	37.5	1-1/2"	TF OGV24 S	○	
32	50	2"	TF OGV32 S	○	



Dust protections for male couplings

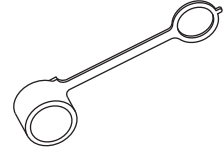
Size			Details		
dash	mm	inch	Part number	Colour	Available for Series
04	6.3	1/4"	TFV 04 S	○	CVV
06	10	3/8"	TFFB 12 S	○	
08	12.5	1/2"	TFV 08 S	○	CVLS - CVV
16	25	1"	TFV 16 S	○	
24	37.5	1-1/2"	TFV 24 S	○	CVV



Dust protections for male couplings

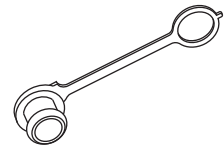
Size			Details		
dash	mm	inch	Part number	Colour	Available for Series
12	20	3/4"	TFFB 12 S	○	FB
16	25	1"	TFFB 16 S	○	
20	31.5	1-1/4"	TFFB 20 S	○	
24	37.5	1-1/2"	TFFB 24 S	○	

Plastic dust protections



Dust protections for female couplings


Size			Details		
dash	mm	inch	Part number	Colour	Available for Series
04	6.3	1/4"	TMVV 04	●	CVV
06	10	3/8"	TMVV 06	●	
08	12.5	1/2"	TMVV 08	●	
12	20	3/4"	TMVV 12	●	
16	25	1"	TMVV 16	●	
24	37.5	1-1/2"	TMVV 24	●	



Dust protections for male couplings

Size			Details		
dash	mm	inch	Part number	Colour	Available for Series
04	6.3	1/4"	TFVV 04	●	CVV
06	10	3/8"	TFVV 06	●	
08	12.5	1/2"	TFVV 08	●	
12	20	3/4"	TFVV 12	●	
16	25	1"	TFVV 16	●	CVLS - CVV
24	37.5	1-1/2"	TFVV 24	●	CVV

Stainless steel dust protections



Dust protections for female couplings

Size			Details		
dash	mm	inch	Part number	Colour	Available for Series
04	6.3	1/4"	TMV 14 SS	○	VVS - VVS stainless steel
06	10	3/8"	TMV 38 SS	○	VV - VVS
08	12.5	1/2"	TMV 12 SS	○	VV - VVS - VVS stainless steel
12	20	3/4"	TMV 34 SS	○	
16	25	1"	TMV 1 SS	○	
20	31.5	1-1/4"	TMV114 SS	○	VVS - VVS stainless steel
24	37.5	1-1/2"	TMV112 SS	○	
32	50	2"	TMV 2 SS	○	



Dust protections for male couplings


Size			Details		
dash	mm	inch	Part number	Colour	Available for Series
08	12.5	1/2"	TFV 12 SS	○	VV - VVS - VVS stainless steel
12	20	3/4"	TFV 34 SS	○	
16	25	1"	TFV 1 SS	○	
20	31.5	1-1/4"	TFV114 SS	○	VVS - VVS stainless steel
24	37.5	1-1/2"	TFV112 SS	○	
32	50	2"	TFV 2 SS	○	

Seals Kits



Size			Details		
dash	mm	inch	Part number	Material	Available for Series
04	6.3	1/4"	SK CVV 04	NBR - PTFE	CVV
06	10	3/8"	SK CVV 06	NBR - PTFE	
08	12.5	1/2"	SK CVV 12 V	FKM - PTFE	
08	12.5	1/2"	SK CVV 08 V	FKM - PTFE	
08	12.5	1/2"	SK CVC 08	NBR - PTFE	CVC
16	25	1"	SK CVV 16 V	FKM - PTFE	CVV
16	25	1"	SK CVC 16	NBR - PTFE	CVC
20	31.5	1-1/4"	SK VVS 114	NBR - PTFE	VVS
24	37.5	1-1/2"	SK VVS 112	NBR - PTFE	
24	37.5	1-1/2"	SK CVV 24 V	FKM - PTFE	CVV
32	50	2"	SK VVS 2	NBR - PTFE	VVS

Check Valves and Diagnostic



VU	pag 219
VUC	pag 223
DF	pag 227

VU



Standard check valves.

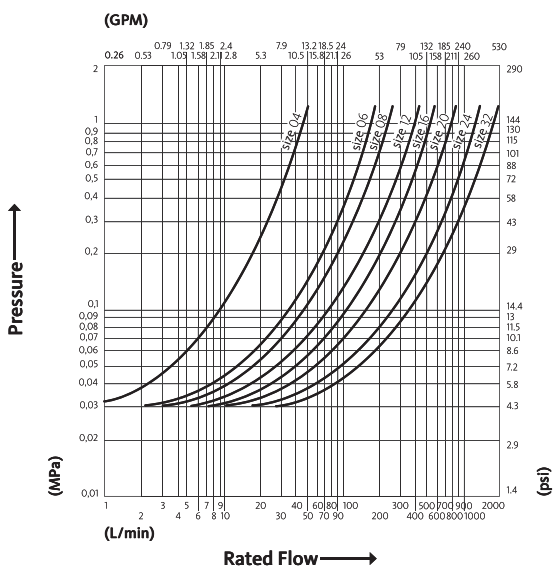
Check valves acting as a safety device into hydraulic systems. Standard versions contain a spring set to open the valve at 35 KPa; the range of settings is wide (up to 950 kPa). Normally available with inlet and outlet female threads.



Applications



Pressure Drop



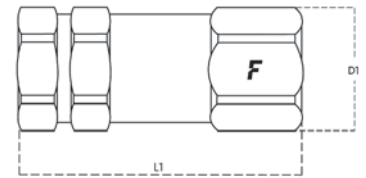
Test performed according to ISO 18869

Technical Specifications

dash	Size		Working Pressure (MPa)	Flow Rate (l/min)	Spillage (ml)	Force to Connect (N)	Burst pressure (MPa)		
	mm	inch					Male	Female	Male + Female
04	6.3	1/4"	50	17				200	
06	10	3/8"	27	30				110	
08	12.5	1/2"	35	90				140	
12	20	3/4"	25	140				100	
16	25	1"	25	200				100	
20	31.5	1-1/4"	25	300				100	
24	37.5	1-1/2"	20	500				80	
32	50	2"	13	700				52	

Material	Steel
Seals	NBR
Working temperatures	- 25 °C to + 125 °C
Surface treatment	MATE 500 (CrIII)
Series Interchange	

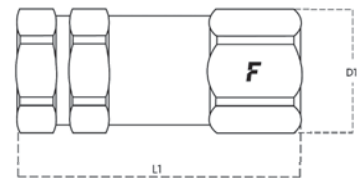
Valve Type	Poppet
Connection	
Disconnection	
Connection Under Pressure	



Thread details in the first line are referred to Thread 1, thread details in the second line are referred to Thread 2 - outlet.

Size		Thread details			Part Number	L (L1 + Thread)		D1		HEX1		Pressure
mm	inch	Thread Type	Standard	Thread		mm	inch	mm	inch	mm	inch	Cracking Pressure
6.3	1/4"	27/ SAE	ISO 8434-3	9/16"-18 UNF FEMALE	VUS27/CS11/CSBS	54	2.13	19	0.75	17	0.67	50 kPa
		11/ SAE	ISO 8434-3	9/16" - 18 UNF MALE								
6.3	1/4"	27/ SAE	ISO 8434-3	9/16"-18 UNF FEMALE	VUJ27/CS11/CSBS *	54	2.13	19	0.75	17	0.67	50 kPa
		11/ SAE	ISO 8434-3	9/16" - 18 UNF MALE								
6.3	1/4"	16/ BSPP	ISO 8434-6	60° 1/4 BSPP MALE	VU14M 14M	50	1.97	24.5	0.96	22	0.87	35 kPa
6.3	1/4"	F NPTF	ANSI B1.20.3	NPTF 1/4" FEMALE	VU14FN 14FN	50	1.97	21	0.83	19	0.75	35 kPa
6.3	1/4"	F BSPP	ISO 1179-1	BSPP 1/4" FEMALE	VU14F 14F C	50	1.97	21	0.83	19	0.75	100 kPa
6.3	1/4"	F BSPP	ISO 1179-1	BSPP 1/4" FEMALE	VU14F 14F B	50	1.97	21	0.83	19	0.75	50 kPa
6.3	1/4"	F BSPP	ISO 1179-1	BSPP 1/4" FEMALE	VU14F 14F A2	50	1.97	21	0.83	19	0.75	20 kPa
6.3	1/4"	F BSPP	ISO 1179-1	BSPP 1/4" FEMALE	VU14F 14F	50	1.97	21	0.83	19	0.75	35 kPa
10	3/8"	16/ BSPP	ISO 8434-6	60° 3/8 BSPP MALE	VU38M 38M V **	50	1.97	24.5	0.96	22	0.87	35 kPa
10	3/8"	16/ BSPP	ISO 8434-6	60° 3/8 BSPP MALE	VU38M 38M	50	1.97	24.5	0.96	22	0.87	35 kPa
10	3/8"	F NPTF	ANSI B1.20.3	NPTF 3/8" FEMALE	VU38FN 38MN	58.1	2.29	24.5	0.96	22	0.87	35 kPa
10	3/8"	F NPTF	ANSI B1.20.3	NPTF 3/8" FEMALE	VU38FN 38FN	60	2.36	27	1.06	24	0.94	35 kPa
10	3/8"	F BSPP	ISO 1179-1	BSPP 3/8" FEMALE	VU38F 38F B	60	2.36	27	1.06	24	0.94	50 kPa
10	3/8"	F BSPP	ISO 1179-1	BSPP 3/8" FEMALE	VU38F 38F	60	2.36	27	1.06	24	0.94	35 kPa
12.5	1/2"	01/ SAE	ISO 11926-3	3/4"-16 UNF MALE	VU41/FS-11/HS I	63.5	2.5	30	1.18	27	1.06	400 kPa
12.5	1/2"	01/ SAE	ISO 11926-3	3/4"-16 UNF MALE	VU41/FS-11/HS E	63.5	2.5	30	1.18	27	1.06	200 kPa
12.5	1/2"	01/ SAE	ISO 11926-3	3/4"-16 UNF MALE	VU41/FS-11/HS C	63.5	2.5	30	1.18	27	1.06	100 kPa
12.5	1/2"	35/ SAE	ISO 8434-3	13/16"-16 UN FEMALE ORFS	VU27/FS-11/FS B	59.5	2.34	30	1.18	27	1.06	50 kPa
12.5	1/2"	01/ BSPP	ISO 1179-3	1/2" BSPP MALE	VU21/DG-11/HS I	64.6	2.54	30	1.18	27	1.06	400 kPa
12.5	1/2"	02/ METRIC	ISO 8434-1-L	M22x1.5 MALE 15L	VU2/FM-3/GM	120	4.72	30	1.18	27	1.06	35 kPa
12.5	1/2"	02/ METRIC	ISO 8434-1-L	M18x1.5 MALE 12L	VU2/DM-2/DM H	52.4	2.06	30	1.18	27	1.06	350 kPa
12.5	1/2"	13/ SAE	ISO 8434-2	7/8"-14 UNF MALE JIC	VU13/GS-1/GS H	66.7	2.63	30	1.18	27	1.06	350 kPa
12.5	1/2"	13/ SAE	ISO 8434-2	3/4"-16 UNF MALE JIC	VU13/FS-28/FS B	64	2.52	30	1.18	27	1.06	50 kPa
12.5	1/2"	F NPTF	ANSI B1.20.3	NPTF 1/2" FEMALE	VU12M 12M M	56	2.2	30	1.18	27	1.06	500 kPa
12.5	1/2"	F NPTF	ANSI B1.20.3	NPTF 1/2" FEMALE	VU12FN 12FN M	70	2.76	30	1.18	27	1.06	500 kPa
12.5	1/2"	F NPTF	ANSI B1.20.3	NPTF 1/2" FEMALE	VU12FN 12FN	70	2.76	30	1.18	27	1.06	35 kPa
12.5	1/2"	F BSPP	ISO 1179-1	BSPP 1/2" FEMALE	VU12F 12F M	70	2.76	30	1.18	27	1.06	500 kPa
12.5	1/2"	F BSPP	ISO 1179-1	BSPP 1/2" FEMALE	VU12F 12F C	70	2.76	30	1.18	27	1.06	100 kPa
12.5	1/2"	F BSPP	ISO 1179-1	BSPP 1/2" FEMALE	VU12F 12F B	70	2.76	30	1.18	27	1.06	50 kPa
12.5	1/2"	01/ BSPP	ISO 1179-3	3/8" BSPP MALE	VU1/CG-11/HS I	62.6	2.46	30	1.18	27	1.06	400 kPa
12.5	1/2"	01/ BSPP	ISO 1179-3	3/8" BSPP MALE	VU1/CG-11/HS G	62.6	2.46	30	1.18	27	1.06	300 kPa
12.5	1/2"	01/ BSPP	ISO 1179-3	3/8" BSPP MALE	VU1/CG-11/HS E	62.6	2.46	30	1.18	27	1.06	200 kPa
12.5	1/2"	01/ BSPP	ISO 1179-3	3/8" BSPP MALE	VU1/CG-11/HS C	62.6	2.46	30	1.18	27	1.06	100 kPa
12.5	1/2"	16/ BSPP	ISO 8434-6	60° 1/2 BSPP MALE	VU12M 12M	56	2.2	30	1.18	27	1.06	35 kPa
12.5	1/2"	F BSPP	ISO 1179-1	BSPP 1/2" FEMALE	VU12F 12F	70	2.76	30	1.18	27	1.06	35 kPa
20	3/4"	01/ SAE	ISO 11926-3	7/8"-14 UNF MALE	VU41/GS-11/GS I	70.3	2.77	42	1.65	38	1.5	400 kPa
20	3/4"	0/ SAE	ISO 11926-1	1-1/16"-12 UN FEMALE ORB	VU34FS 34FS	88	3.46	40	1.57	36	1.42	35 kPa
20	3/4"	F NPTF	ANSI B1.20.3	NPTF 3/4" FEMALE	VU34FN 34FN M	86	3.39	38	1.5	34	1.34	500 kPa
20	3/4"	F NPTF	ANSI B1.20.3	NPTF 3/4" FEMALE	VU34FN 34FN	86	3.39	38	1.5	34	1.34	35 kPa
20	3/4"	F BSPP	ISO 1179-1	BSPP 3/4" FEMALE	VU34F 34F V **	86	3.39	38	1.5	34	1.34	35 kPa
20	3/4"	F BSPP	ISO 1179-1	BSPP 3/4" FEMALE	VU34F 34F B	86	3.39	38	1.5	34	1.34	50 kPa

VU

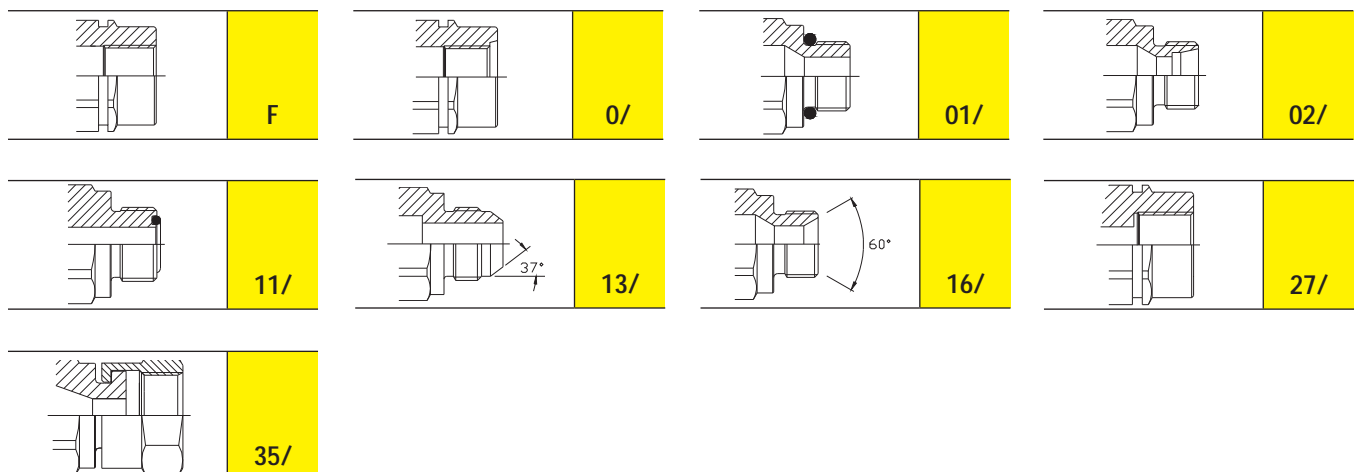


Thread details in the first line are referred to Thread 1, thread details in the second line are referred to Thread 2 - outlet.

Size		Thread details			Part Number	L (L1 + Thread)		D1		HEX1		Pressure
mm	inch	Thread Type	Standard	Thread		mm	inch	mm	inch	mm	inch	Cracking Pressure
20	3/4"	02/ METRIC	ISO 8434-1-L	M26x1.5 MALE 18L	VU2/HM-2/HM H	58.4	2.3	42	1.65	38	1.5	350 kPa
20	3/4"	01/ SAE	ISO 11926-3	1-1/16"-12 UN MALE	VU1/HS-11/LS P	70	2.76	42	1.65	38	1.5	600 kPa
20	3/4"	01/ SAE	ISO 11926-3	1-1/16"-12 UN MALE	VU1/HS-11/LS G	70	2.76	42	1.65	38	1.5	300 kPa
20	3/4"	F BSPP	ISO 1179-1	BSPP 3/4" FEMALE	VU34F 34F	86	3.39	38	1.5	34	1.34	35 kPa
25	1"	F NPTF	ANSI B1.20.3	NPTF 1" FEMALE	VU 1FN 1FN	100	3.94	44	1.73	41	1.61	35 kPa
25	1"	F BSPP	ISO 1179-1	BSPP 1" FEMALE	VU 1F 1F U	100	3.94	44	1.73	41	1.61	800 kPa
25	1"	F BSPP	ISO 1179-1	BSPP 1" FEMALE	VU 1F 1F M	100	3.94	44	1.73	41	1.61	500 kPa
25	1"	F BSPP	ISO 1179-1	BSPP 1" FEMALE	VU 1F 1F L	100	3.94	44	1.73	41	1.61	450 kPa
25	1"	F BSPP	ISO 1179-1	BSPP 1" FEMALE	VU 1F 1F G	100	3.94	44	1.73	41	1.61	300 kPa
25	1"	F BSPP	ISO 1179-1	BSPP 1" FEMALE	VU 1F 1F E	100	3.94	44	1.73	41	1.61	200 kPa
25	1"	F BSPP	ISO 1179-1	BSPP 1" FEMALE	VU 1F 1F B	100	3.94	44	1.73	41	1.61	50 kPa
25	1"	F BSPP	ISO 1179-1	BSPP 1" FEMALE	VU 1F 1F	100	3.94	44	1.73	41	1.61	35 kPa
31.5	1-1/4"	F NPTF	ANSI B1.20.3	NPTF 1-1/4" FEMALE	VU114FN 114FN L	130	5.12	55	2.17	50	1.97	450 kPa
31.5	1-1/4"	F NPTF	ANSI B1.20.3	NPTF 1-1/4" FEMALE	VU114FN 114FN	130	5.12	55	2.17	50	1.97	35 kPa
31.5	1-1/4"	F BSPP	ISO 1179-1	BSPP 1-1/4" FEMALE	VU114F 114F M	130	5.12	55	2.17	50	1.97	500 kPa
31.5	1-1/4"	F BSPP	ISO 1179-1	BSPP 1-1/4" FEMALE	VU114F 114F E	130	5.12	55	2.17	50	1.97	200 kPa
31.5	1-1/4"	F BSPP	ISO 1179-1	BSPP 1-1/4" FEMALE	VU114F 114F C	130	5.12	55	2.17	50	1.97	100 kPa
31.5	1-1/4"	F BSPP	ISO 1179-1	BSPP 1-1/4" FEMALE	VU114F 114F	130	5.12	55	2.17	50	1.97	35 kPa
31.5	1-1/4"	F BSPP	ISO 1179-1	BSPP 1-1/4" FEMALE	VU114F 114F B	130	5.12	55	2.17	50	1.97	50 kPa
37.5	1-1/2"	F BSPP	ISO 1179-1	BSPP 1-1/2" FEMALE	VU112F 112F U	145	5.71	66	2.6	60	2.36	800 kPa
37.5	1-1/2"	F BSPP	ISO 1179-1	BSPP 1-1/2" FEMALE	VU112F 112F I	145	5.71	66	2.6	60	2.36	400 kPa
37.5	1-1/2"	F BSPP	ISO 1179-1	BSPP 1-1/2" FEMALE	VU112F 112F	145	5.71	66	2.6	60	2.36	35 kPa
37.5	1-1/2"	F BSPP	ISO 1179-1	BSPP 1-1/2" FEMALE	VU112F 112F M	145	5.71	66	2.6	60	2.36	500 kPa
50	2"	F BSPP	ISO 1179-1	BSPP 2" FEMALE	VU 2F 2F I	160	6.3	90	3.54	75	2.95	400 kPa
50	2"	F BSPP	ISO 1179-1	BSPP 2" FEMALE	VU 2F 2F C	160	6.3	90	3.54	75	2.95	100 kPa
50	2"	F BSPP	ISO 1179-1	BSPP 2" FEMALE	VU 2F 2F	160	6.3	90	3.54	75	2.95	35 kPa

* O-ring for ORFS outlet adaptor (Faster code 11/.) is in NBR, hardness 90° Shore A.

** Part number ending in V have seals in FKM and consequently a Working Temperature of -20 °C + 200 °C.





VUC

Compact check valves.

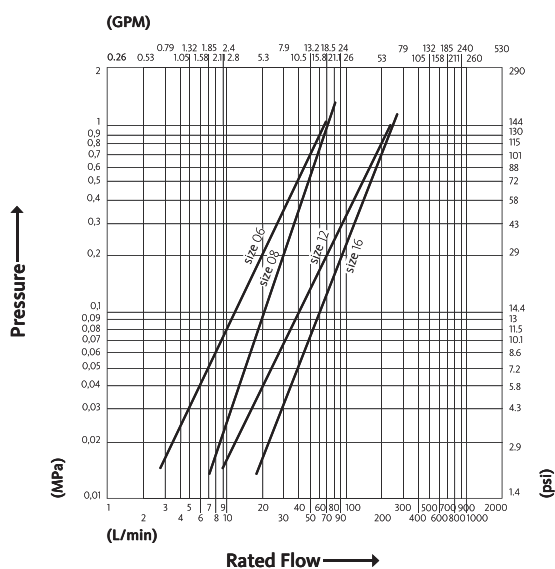
VUC series check valves are very compact being them assembled with only one piece body. Standard cracking pressure 35 kPa.



Applications



Pressure Drop



Test performed according to ISO 18869

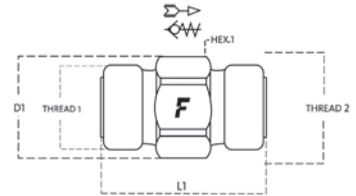
Technical Specifications

dash	Size mm	inch	Working Pressure (MPa)	Flow Rate (l/min)	Spillage (ml)	Force to Connect (N)	Burst pressure (MPa)		
							Male	Female	Male + Female
04	6.3	1/4"	25	5				100	
06	10	3/8"	40	20				160	
08	12.5	1/2"	40	35				160	
12	20	3/4"	40	65				160	
16	25	1"	40	90				160	

Material	Steel
Seals	NBR
Working temperatures	- 25 °C to + 125 °C
Surface treatment	MATE 500 (CrIII)
Series Interchange	

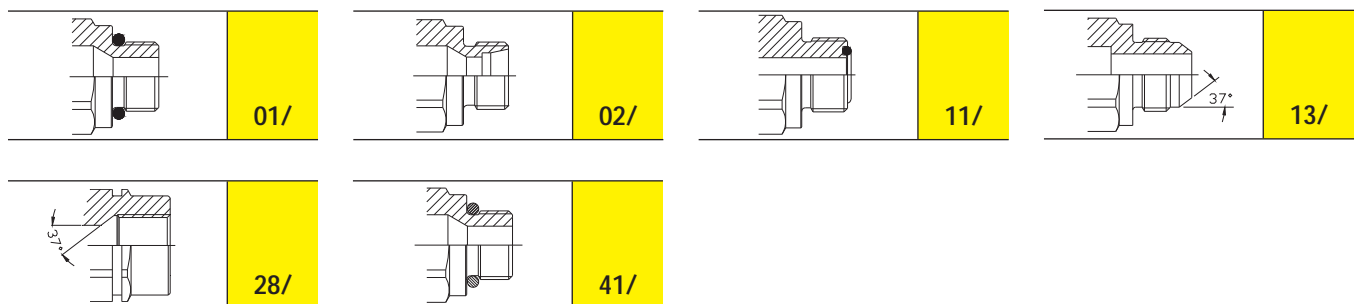
Valve Type	Poppet
Connection	
Disconnection	
Connection Under Pressure	

VUC

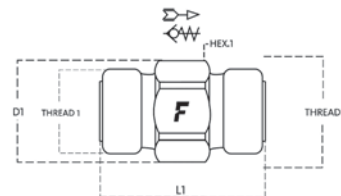


Thread details in the first line are referred to Thread 1, thread details in the second line are referred to Thread 2 - outlet.

Size		Thread details									Pressure	
mm	inch	Thread Type	Standard	Thread	Part Number	L (L1 + Thread)		D1		HEX1		Cracking Pressure
						mm	inch	mm	inch	mm	inch	
6.3	1/4"	41/ METRIC	ISO 6149-2	M12X1.5 MALE	VUC41/AM-2/CM	55.5	2.19	21	0.83	19	0.75	35 kPa
		02/ METRIC	ISO 8434-1-L	M16x1.5 MALE 12L								
6.3	1/4"	02/ METRIC	ISO 8434-1-L	M18x1.5 MALE 12L	VUC2/DM-41/BM	32	1.26	21	0.83	19	0.75	35 kPa
		41/ METRIC	ISO 6149-2	M14X1.5 MALE								
10	3/8"	11/ SAE	ISO 8434-3	9/16" - 18 UNF MALE	VUC11/CS-1/ES E	31.6	1.24	21	0.83	19	0.75	200 kPa
		01/ SAE	ISO 11926-3	9/16"-18 UNF MALE								
10	3/8"	13/ SAE	ISO 8434-2	9/16"-18 UNF MALE JIC	VUC13/ES28/ESZZ	40.5	1.59	21	0.83	19	0.75	1900 kPa
		28/ SAE	ISO 8434-2	9/16"-18 UNF FEMALE								
10	3/8"	13/ SAE	ISO 8434-2	9/16"-18 UNF MALE JIC	VUC13/ES28/ESA2	40.5	1.59	21	0.83	19	0.75	20 kPa
		28/ SAE	ISO 8434-2	9/16"-18 UNF FEMALE								
10	3/8"	11/ SAE	ISO 8434-3	13/16"-16 UN MALE ORFS	VUC11/FS-11/ES	33.6	1.32	24	0.94	22	0.87	35 kPa
		11/ SAE	ISO 8434-3	11/16"-16 UN MALE ORFS								
10	3/8"	11/ SAE	ISO 8434-3	11/16"-16 UN MALE ORFS	VUC11/ES-41/BM	35.9	1.41	21	0.83	19	0.75	35 kPa
		41/ METRIC	ISO 6149-2	M14X1.5 MALE								
10	3/8"	11/ SAE	ISO 8434-3	11/16"-16 UN MALE ORFS	VUC11/ES-11/FS	33.6	1.32	24	0.94	22	0.87	35 kPa
		11/ SAE	ISO 8434-3	13/16"-16 UN MALE ORFS								
10	3/8"	11/ SAE	ISO 8434-3	11/16"-16 UN MALE ORFS	VUC11/ES-11/ES	33.6	1.32	21	0.83	19	0.75	35 kPa
		11/ SAE	ISO 8434-3	11/16"-16 UN MALE ORFS								
10	3/8"	11/ SAE	ISO 8434-3	11/16"-16 UN MALE ORFS	VUC11/ES-1/ES	32.6	1.28	21	0.83	19	0.75	35 kPa
		01/ SAE	ISO 11926-3	9/16"-18 UNF MALE								
10	3/8"	01/ METRIC	ISO 6149-2	M18x1.5 MALE	VUC1/DM-11/ES	41	1.61	26	1.02	24	0.94	35 kPa
		11/ SAE	ISO 8434-3	11/16"-16 UN MALE ORFS								
10	3/8"	01/ METRIC	ISO 6149-2	M14x1.5 MALE	VUC1/BM-11/ESA2	35.9	1.41	21	0.83	19	0.75	20 kPa
		11/ SAE	ISO 8434-3	11/16"-16 UN MALE ORFS								
12.5	1/2"	01/ SAE	ISO 11926-3	3/4"-16 UNF MALE	VUC1/FS-11/FSX	38.1	1.5	26	1.02	24	0.94	850 kPa
		11/ SAE	ISO 8434-3	13/16"-16 UN MALE ORFS								
12.5	1/2"	01/ SAE	ISO 11926-3	3/4"-16 UNF MALE	VUC1/FS-11/FSC	38.1	1.5	26	1.02	24	0.94	100 kPa
		11/ SAE	ISO 8434-3	13/16"-16 UN MALE ORFS								
12.5	1/2"	01/ METRIC	ISO 6149-2	M18x1.5 MALE	VUC1/DM-11/FSB1	43	1.69	26	1.02	24	0.94	70 kPa
		11/ SAE	ISO 8434-3	13/16"-16 UN MALE ORFS								
12.5	1/2"	01/ METRIC	ISO 6149-2	M18x1.5 MALE	VUC1/DM-11/FS	43	1.69	26	1.02	24	0.94	35 kPa
		11/ SAE	ISO 8434-3	13/16"-16 UN MALE ORFS								



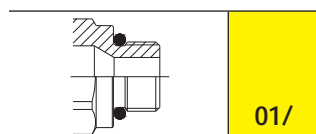
VUC



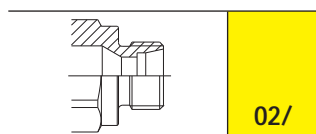
Thread details in the first line are referred to Thread 1, thread details in the second line are referred to Thread 2 - outlet.

Size		Thread details			Part Number	L (L1 + Thread)		D1		HEX1		Pressure
mm	inch	Thread Type	Standard	Thread		mm	inch	mm	inch	mm	inch	Cracking Pressure
20	3/4"	13/ SAE	ISO 8434-2	1-1/16"-12 UN MALE JIC	VUC13/HS13/HSA2	50	1.97	25	0.98	32	1.26	20 kPa
		13/ SAE	ISO 8434-2	1-1/16"-12 UN MALE JIC								
20	3/4"	01/ SAE	ISO 11926-3	1-1/16"-12 UN MALE	VUC1/HS-11/HSE	46.1	1.81	35	1.38	32	1.26	200 kPa
		11/ SAE	ISO 8434-3	1-3/16"-12 UN MALE ORFS								
25	1"	01/ BSPP	BS 5380	G 1"	VUS1/GG-1/GG G	60	2.36	45	1.77	41	1.61	300 kPa
25	1"	11/ SAE	ISO 8434-3	1-7/16"-12 UN MALE ORFS	VUC11/LS11/LSZC	50.5	1.99	42	1.65	38	1.5	1030 kPa
		11/ SAE	ISO 8434-3	1-7/16"-12 UN MALE ORFS								
25	1"	11/ SAE	ISO 8434-3	1-7/16"-12 UN MALE ORFS	VUC11/LS-11/LS	50.5	1.99	42	1.65	38	1.5	35 kPa
		11/ SAE	ISO 8434-3	1-7/16"-12 UN MALE ORFS								
25	1"	01/ METRIC	ISO 6149-2	M33x2 MALE	VUC1/MM-11/MSA1	72.6	2.86	54	2.13	48	1.89	15 kPa
		11/ SAE	ISO 8434-3	1-11/16"-12 UN MALE ORFS								
25	1"	01/ METRIC	ISO 6149-2	M33x2 MALE	VUC1/MM-11/MS	72.6	2.86	54	2.13	48	1.89	35 kPa
		11/ SAE	ISO 8434-3	1-11/16"-12 UN MALE ORFS								

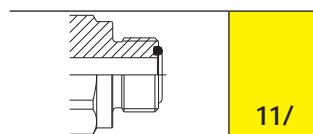
Check Valves & Diagnostic



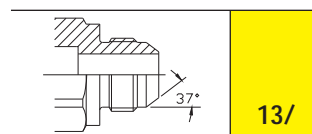
01/



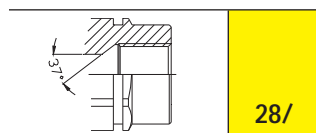
02/



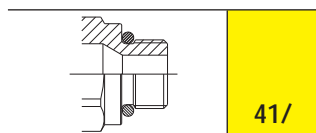
11/



13/



28/



41/

DF



Diagnostic couplings, ISO 15171-1 interchange.

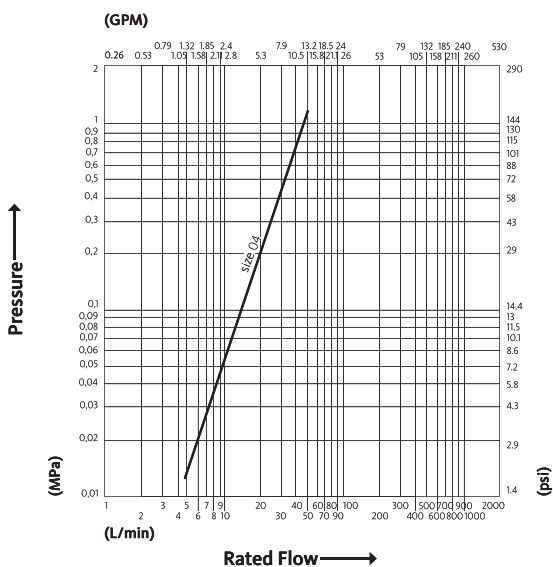
Flat face couplings specifically designed to measure the internal pressure of hydraulic circuits. Male part to be mounted on the hydraulic line and female part to be connected to gauge instruments. ISO 15171-1 interchange.



Applications



Pressure Drop



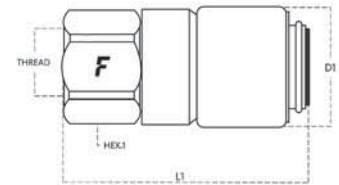
Test performed according to ISO 18869

Technical Specifications

dash	Size		Working Pressure (MPa)	Flow Rate (l/min)	Spillage (ml)	Force to Connect (N)	Burst pressure (MPa)		
	mm	inch					Male	Female	Male + Female
04	6.3	1/4"	47	2	0.01	70	190	150	180

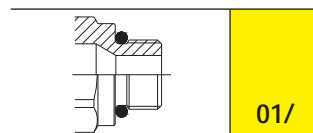
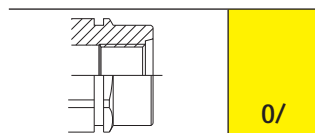
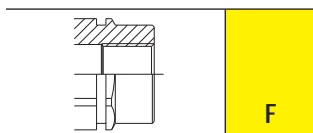
Material	Steel
Seals	NBR
Working temperatures	- 25 °C to + 125 °C
Surface treatment	MATE 500 (CrIII)
Series Interchange	ISO 15171-1

Valve Type	Flat
Connection	Push to Connect
Disconnection	Sleeve Retraction
Connection Under Pressure	Not Allowed

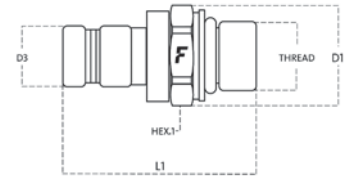


DF

Size		Thread details			FEMALE						
mm	inch	Thread Type	Standard	Thread	Part Number	L (L1 + Thread)		D1		HEX1	
						mm	inch	mm	inch	mm	inch
6.3	1/4"	O/ METRIC	ISO 6149-1	M14x1.5 FEMALE ORB	DF04-0/1415 F	51.5	2.03	24	0.94	21	0.83
6.3	1/4"	O/ SAE	ISO 11926-1	9/16"-18 UNF FEMALE ORB	DF 04-38SAE F	54	2.13	23.5	0.93	21	0.83
6.3	1/4"	O/ SAE	ISO 11926-1	7/16"-20 UNF FEMALE ORB	DF 04-14SAE F	54	2.13	23.5	0.93	21	0.83
6.3	1/4"	F BSPP	ISO 1179-1	BSPP 1/4" FEMALE	DF 04-14GAS F	52.5	2.07	24	0.94	21	0.83
6.3	1/4"	O1/ NPTF	ANSI B1.20.3	1/4" NPTF MALE	DF 04-1/14NPT F	56	2.2	24	0.94	21	0.83
6.3	1/4"	F NPTF	ANSI B1.20.3	NPTF 1/8" FEMALE	DF 04-18NPT F	42	1.65	24	0.94	21	0.83
6.3	1/4"	F NPTF	ANSI B1.20.3	NPTF 1/4" FEMALE	DF 04-14NPT F	50	1.97	24	0.94	21	0.83

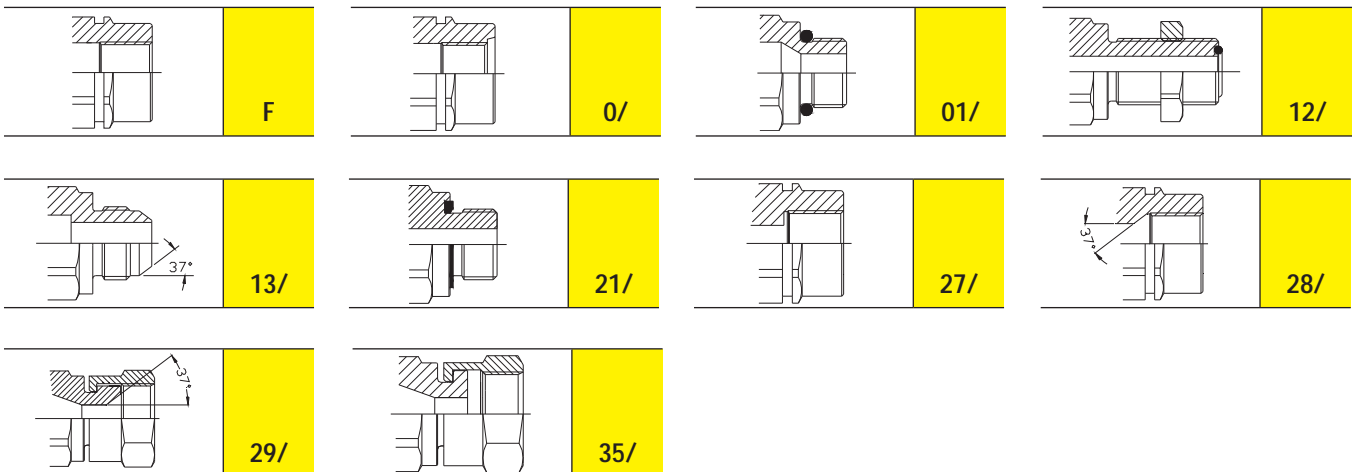


DF

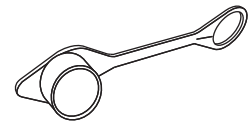


Size		Thread details			MALE								
mm	inch	Thread Type	Standard	Thread	Part Number	L (L1 + Thread)		D1		D3		HEX1	
						mm	inch	mm	inch	mm	inch	mm	inch
6.3	1/4"	21/ BSPP	ISO 1179-2	1/8" BSPP MALE	DF04-21/18G M	40.8	1.61	19	0.75	12.55	0.49	17	0.67
6.3	1/4"	35/ SAE	ISO 8434-3	11/16"-16 UN FEMALE ORFS	DF04-35/38SAEM	35.4	1.39	24	0.94	12.55	0.49	22	0.87
6.3	1/4"	35/ SAE	ISO 8434-3	13/16"-16 UN FEMALE ORFS	DF04-35/12SAEM	39.1	1.54	26	1.02	12.55	0.49	24	0.94
6.3	1/4"	29/ SAE	ISO 8434-2	3/4"-16 UNF FEMALE JIC	DF04-29/12SAEM	42.6	1.68	24.5	0.96	12.55	0.49	22	0.87
6.3	1/4"	28/ SAE	ISO 8434-2	9/16" -18 UNF FEMALE JIC	DF04-28/38SAEM	38.1	1.5	21	0.83	12.55	0.49	19	0.75
6.3	1/4"	27/ SAE	ISO 8434-3	9/16"-18 UNF FEMALE	DF04-27/14SAEM	40.6	1.6	19	0.75	12.55	0.49	17	0.67
6.3	1/4"	01/ BSPP	ISO 1179-3	1/4" BSPP MALE	DF04-21/14G M	44.9	1.77	21	0.83	12.55	0.49	19	0.75
6.3	1/4"	01/ METRIC	ISO 6149-2	M14x1.5 MALE	DF04-21/1415M	42.1	1.66	21	0.83	12.55	0.49	19	0.75
6.3	1/4"	01/ METRIC	ISO 6149-2	M12x1.5 MALE	DF04-21/1215M T	44.9	1.77	21	0.83	12.55	0.49	19	0.75
6.3	1/4"	13/ SAE	ISO 8434-2	9/16"-18 UNF MALE JIC	DF04-13/38SAEM	41.1	1.62	21	0.83	12.55	0.49	19	0.75
6.3	1/4"	12/ SAE	ISO 8434-3	9/16"-18 UNF MALE BULKHEAD ORFS	DF04-12/14SAEM	62.2	2.45	21	0.83	12.55	0.49	19	0.75
6.3	1/4"	01/ SAE	ISO 11926-3	1/2"-20 UNF MALE	DF04-1/516SAEM	36.1	1.42	21	0.83	12.55	0.49	19	0.75
6.3	1/4"	01/ SAE	ISO 11926-3	9/16"-18 UNF MALE	DF04-1/38SAE M	37.1	1.46	19	0.75	12.55	0.49	17	0.67
6.3	1/4"	01/ SAE	ISO 11926-3	3/8"-24 UNF MALE	DF04-1/316SAEMT	38.9	1.53	19	0.75	12.55	0.49	17	0.67
6.3	1/4"	01/ NPTF	ANSI B1.20.3	1/8" NPTF MALE	DF04-1/18NPT M	40.9	1.61	19	0.75	12.55	0.49	17	0.67
6.3	1/4"	01/ METRIC	ISO 6149-2	M18x1.5 MALE	DF04-1/1815 M	44.1	1.74	27	1.06	12.55	0.49	24	0.94
6.3	1/4"	01/ SAE	ISO 11926-3	7/16"-20 UNF MALE	DF04-1/14SAE M	40.5	1.59	19	0.75	12.55	0.49	17	0.67
6.3	1/4"	01/ SAE	ISO 11926-3	3/4"-16 UNF MALE	DF04-1/12SAEM T	42.5	1.67	27	1.06	12.55	0.49	24	0.94
6.3	1/4"	0/ SAE	ISO 11926-1	9/16"-18 UNF FEMALE ORB	DF 04-38SAE M	37	1.46	19	0.75	12.55	0.49	17	0.67
6.3	1/4"	F NPTF	ANSI B1.20.3	NPTF 1/8" FEMALE	DF 04-18NPT M	36.1	1.42	19	0.75	12.55	0.49	19	0.75
6.3	1/4"	0/ SAE	ISO 11926-1	7/16"-20 UNF FEMALE ORB	DF 04-14SAE M	42	1.65	21	0.83	12.55	0.49	19	0.75
6.3	1/4"	F NPTF	ANSI B1.20.3	NPTF 1/4" FEMALE	DF 04-14NPT M	40	1.57	21	0.83	12.55	0.49	19	0.75
6.3	1/4"	01/ NPTF	ANSI B1.20.3	1/4" NPTF MALE	DF 04-1/14NPTM	41.1	1.62	21	0.83	12.55	0.49	19	0.75
6.3	1/4"	01/ BSPP	ISO 1179-3	1/4" BSPP MALE	DF 04-1/14GASM	39.1	1.54	21	0.83	12.55	0.49	19	0.75
6.3	1/4"	21/ BSPP	ISO 1179-2	1/8" BSPP MALE	DF04-21/18G MT	40.8	1.61	21	0.83	12.55	0.49	17	0.67

NOTE: Part numbers ending with "T" are provided with caps.




DF Accessories and Spares



Dust protections for male couplings

Size			Details		
dash	mm	inch	Part number	Colour	Available for Series
04	6.3	1/4"	TFDF 04	●	DF

High Pressure



PVVM	pag 233
PVSM	pag 235
FFHP	pag 237
UHP 100	pag 239
UHP 150	pag 241
High Pressure - Accessories	pag 244

PVVM



Screw to connect couplings for high pressure, ISO 14540 interchange, poppet valve.

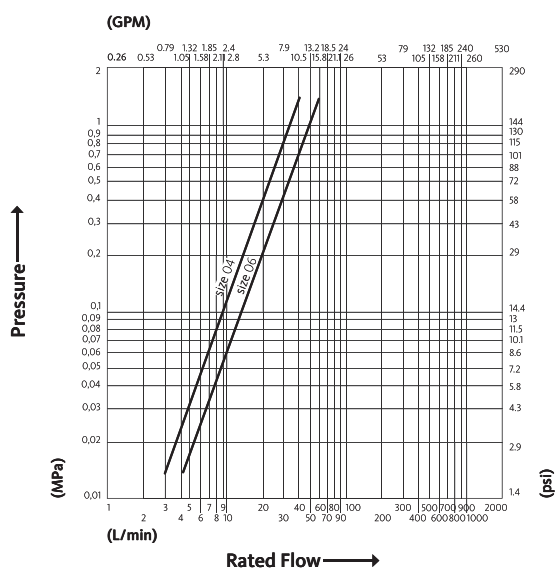
Screw-on couplings purposely designed for the heaviest applications. Equipped with a robust metal-to-metal sealing poppet valve, this series guarantees the best performance on the market in terms of maximum working pressure. ISO 14540 interchange.



Applications



Pressure Drop



Test performed according to ISO 18869

Technical Specifications

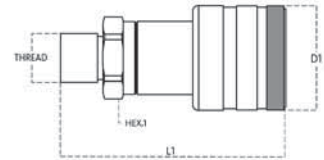
dash	Size		Working Pressure (MPa)	Flow Rate (l/min)	Spillage (ml)	Force to Connect (N)	Burst pressure (MPa)		
	mm	inch					Male	Female	Male + Female
04	6.3	1/4"	103	15	0.5	0	310	330	350
06	10	3/8"	100	20	1	0	330	300	350

Material	Steel
Seals	NBR
Working temperatures	- 25 °C to + 125 °C
Surface treatment	MATE 500 (CrIII)
Series Interchange	ISO 14540

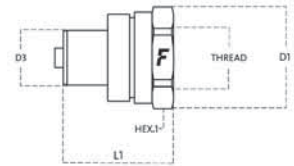
Valve Type	Poppet
Connection	Screw to Connect
Disconnection	Unscrew to Disconnect
Connection Under Pressure	Allowed Residual



PVVM

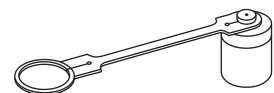
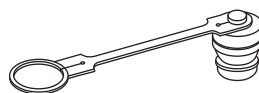


Size		Thread details			FEMALE						
mm	inch	Thread Type	Standard	Thread	Part Number	L (L1 + Thread)		D1		HEX1	
						mm	inch	mm	inch	mm	inch
6.3	1/4"	01/ NPTF	ANSI B1.20.3	NPTF 1/4" MALE	PVVM1/14NPT F	63	2.48	33	1.3	21	0.83
10	3/8"	23/ BSPP	n.a.	BSPP 1/4 MALE SPECIAL	PVVM38-23/14G F	147.7	5.81	36	1.42	25	0.98
10	3/8"	01/ NPTF	ANSI B1.20.3	NPTF 1/4" MALE	PVVM38-1/14NPTF	148.7	5.85	36	1.42	25	0.98
10	3/8"	01/ NPTF	ANSI B1.20.3	NPTF 3/8" MALE	PVVM1/38NPT F	83	3.27	36	1.42	25	0.98



Size		Thread details			MALE								
mm	inch	Thread Type	Standard	Thread	Part Number	L (L1 + Thread)		D1		D3		HEX1	
						mm	inch	mm	inch	mm	inch	mm	inch
6.3	1/4"	F NPTF	ANSI B1.20.3	NPTF 1/4" FEMALE	PVVM 14 NPT M	34	1.34	30	1.18			27	1.06
10	3/8"	23/ BSPP	n.a.	BSPP 1/4 MALE SPECIAL	PVVM38-23/14G M	63.8	2.51	35.5	1.4			25	0.98
10	3/8"	F NPTF	ANSI B1.20.3	NPTF 3/8" FEMALE	PVVM 38 NPT M	39	1.54	35	1.38			32	1.26

PVVM Accessories and Spares



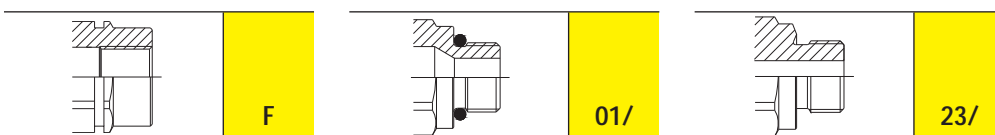
Aluminium dust protections

pag 245



Seals Kits

pag 245



PVSM



Screw to connect couplings for high pressure, ISO 14540 interchange, ball valve.

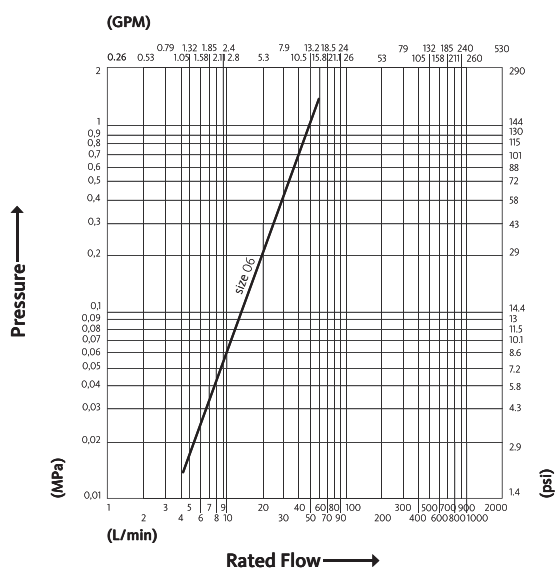
PVSM screw to connect couplings have been purposely designed for the heaviest applications in terms of working pressure. Equipped with a metal-to-metal sealing ball valve they are interchangeable according to ISO 14540 standards.



Applications



Pressure Drop



Test performed according to ISO 18869

Technical Specifications

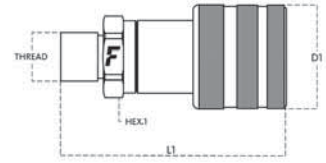
dash	Size		Working Pressure (MPa)	Flow Rate (l/min)	Spillage (ml)	Force to Connect (N)	Burst pressure (MPa)		
	mm	inch					Male	Female	Male + Female
06	10	3/8"	72	14	1	0	144	180	260

Material	Steel
Seals	NBR
Working temperatures	- 25 °C to + 125 °C
Surface treatment	MATE 500 (CrIII)
Series Interchange	ISO 14540

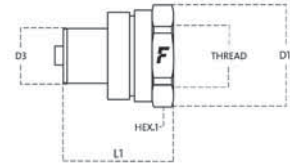
Valve Type	Ball
Connection	Screw to Connect
Disconnection	Unscrew to Disconnect
Connection Under Pressure	Allowed Residual



PVSM

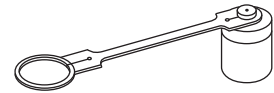
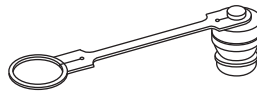


Size		Thread details			FEMALE						
mm	inch	Thread Type	Standard	Thread	Part Number	L (L1 + Thread)		D1		HEX1	
						mm	inch	mm	inch	mm	inch
10	3/8"	01/ NPTF	ANSI B1.20.3	NPTF 3/8" MALE	PVSM1/38NPT F	77.5	3.05	36	1.42	25	0.98



Size		Thread details			MALE								
mm	inch	Thread Type	Standard	Thread	Part Number	L (L1 + Thread)		D1		D3		HEX1	
						mm	inch	mm	inch	mm	inch	mm	inch
10	3/8"	F NPTF	ANSI B1.20.3	NPTF 3/8" FEMALE	PVSM 38 NPT M	39	1.54	35.5	1.4	19	0.75	32	1.26

PVSM Accessories and Spares



Aluminium dust protections

pag 245



Seals Kits

pag 245



FFHP



Flat face couplings, high pressure.

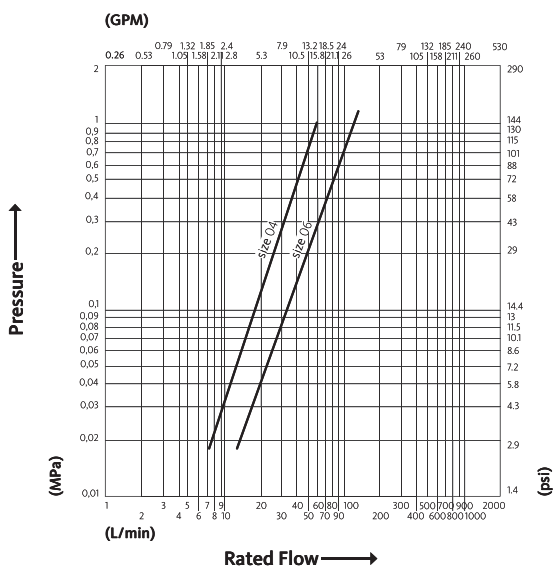
Flat Face coupling with real maximum working pressure up to 72 Mpa, suitable for very high pressure application. Very good resistance to wear and corrosion. Market interchangeable.



Applications



Pressure Drop



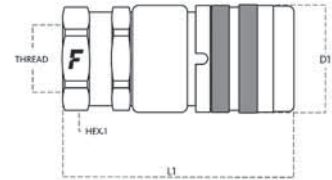
Technical Specifications

dash	Size		Working Pressure (MPa)	Flow Rate (l/min)	Spillage (ml)	Force to Connect (N)	Burst pressure (MPa)		
	mm	inch					Male	Female	Male + Female
04	6.3	1/4"	72	25	0.01	110	216	150	216
06	10	3/8"	72	46	0.02	200	216	125	216

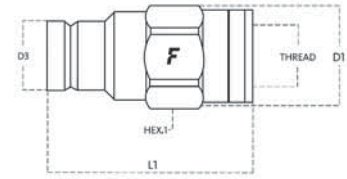
Material	Steel
Seals	NBR; PUR
Working temperatures	- 25 °C to + 100 °C
Surface treatment	MATE 1000 (Zn-Ni)
Series Interchange	MARKET

Valve Type	Flat
Connection	Push to Connect
Disconnection	Sleeve Retraction
Connection Under Pressure	Not Allowed

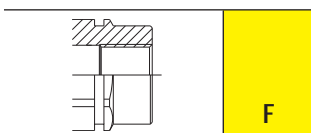
FFHP



Size		Thread details			FEMALE						
mm	inch	Thread Type	Standard	Thread	Part Number	L (L1 + Thread)		D1		HEX1	
						mm	inch	mm	inch	mm	inch
6.3	1/4"	F NPTF	ANSI B1.20.3	NPTF 1/4" FEMALE	FFHP04 14NPT F	58.9	2.32	29.2	1.15	24	0.94
10	3/8"	F NPTF	ANSI B1.20.3	NPTF 3/8" FEMALE	FFHP06 38NPT F	75.1	2.96	32.2	1.27	27	1.06



Size		Thread details			MALE								
mm	inch	Thread Type	Standard	Thread	Part Number	L (L1 + Thread)		D1		D3		HEX1	
						mm	inch	mm	inch	mm	inch	mm	inch
6.3	1/4"	F NPTF	ANSI B1.20.3	NPTF 1/4" FEMALE	FFHP04 14NPT M	49	1.93	26	1.02	16.5	0.65	24	0.94
10	3/8"	F NPTF	ANSI B1.20.3	NPTF 3/8" FEMALE	FFHP06 38NPT M	68.3	2.69	33	1.3	19.45	0.77	30	1.18



UHP 100



Couplings for Ultra High Pressure applications (100 MPa series).

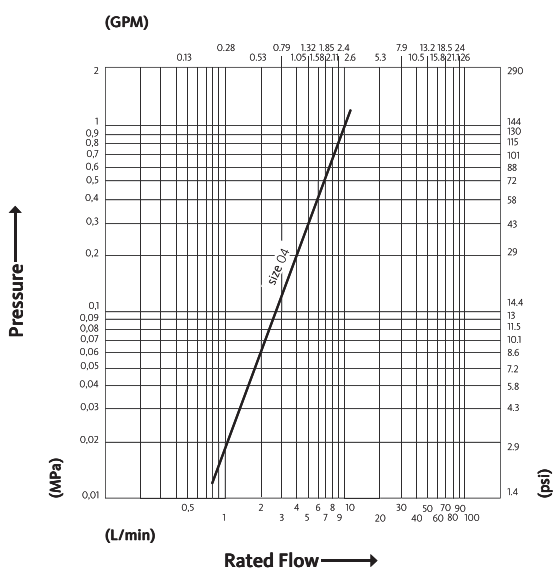
UHP couplings are the most advanced Faster solution for hydraulic applications with ultra high working pressures of 100 MPa and more. Very robust and reliable, they are characterized by redundant visual and mechanical safety systems.



Applications



Pressure Drop



Test performed according to ISO 18869

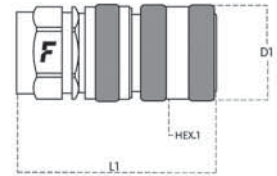
Technical Specifications

dash	Size		Working Pressure (MPa)	Flow Rate (l/min)	Spillage (ml)	Force to Connect (N)	Burst pressure (MPa)		
	mm	inch					Male	Female	Male + Female
04	6.3	1/4"	100	4	0.008	50	300	300	300

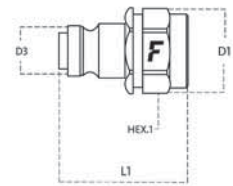
Material	Steel
Seals	NBR
Working temperatures	- 25 °C to + 100 °C
Surface treatment	MATE 500 - 1000 (Zn-Ni)
Series Interchange	MARKET

Valve Type	Poppet
Connection	Sleeve Retraction
Disconnection	Sleeve Retraction
Connection Under Pressure	Not Allowed

UHP 100

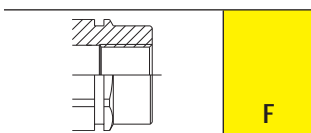


Size		Thread details			FEMALE						
mm	inch	Thread Type	Standard	Thread	Part Number	L (L1 + Thread)		D1		HEX1	
						mm	inch	mm	inch	mm	inch
6.3	1/4"	F BSP (Metal Sealing)	ISO 1179-1	BSP 1/4 FEMALE (METAL SEALING)	UHP100 14GMS F	62.3	2.45	28	1.1	24	0.94
6.3	1/4"	F NPTF	ANSI B1.20.3	NPTF 1/4" FEMALE	UHP100 14NPT F	59.3	2.33	28	1.1	24	0.94



Size		Thread details			MALE								
mm	inch	Thread Type	Standard	Thread	Part Number	L (L1 + Thread)		D1		D3		HEX1	
						mm	inch	mm	inch	mm	inch	mm	inch
6.3	1/4"	F BSP (Metal Sealing)	ISO 1179-1	BSP 1/4 FEMALE (METAL SEALING)	UHP100 14GMS M	39	1.54	25	0.98	14.8	0.58	22	0.87
6.3	1/4"	F NPTF	ANSI B1.20.3	NPTF 1/4" FEMALE	UHP100 14NPT M	38.3	1.51	25	0.98	14.8	0.58	22	0.87

NOTE: Red PVC dust protection are supplied together with the product as a standard.



UHP 150



Couplings for Ultra High Pressure applications (150 MPa series).

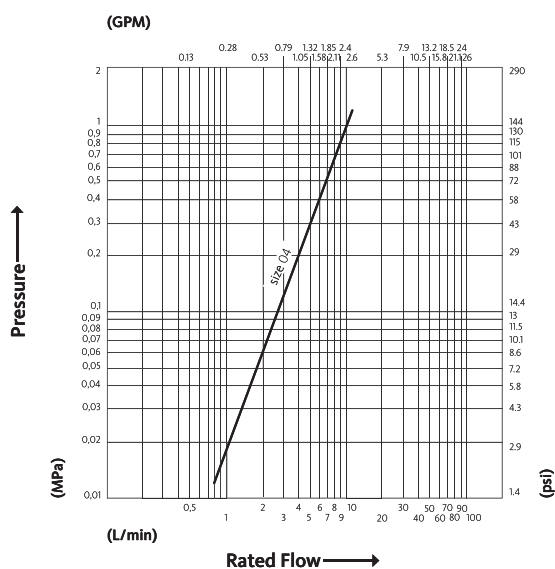
UHP couplings are the most advanced Faster solution for hydraulic applications with ultra high working pressures of 150 MPa and more. Very robust and reliable, they are characterized by redundant visual and mechanical safety systems.



Applications



Pressure Drop



Test performed according to ISO 18869

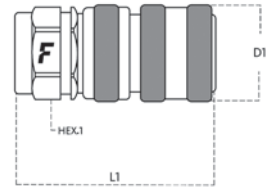
Technical Specifications

dash	Size		Working Pressure (MPa)	Flow Rate (l/min)	Spillage (ml)	Force to Connect (N)	Burst pressure (MPa)		
	mm	inch					Male	Female	Male + Female
04	6.3	1/4"	150	4	0.008	50	350	350	350

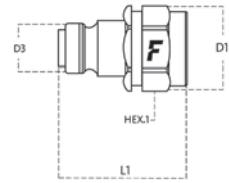
Material	Steel
Seals	NBR
Working temperatures	- 25 °C to + 100 °C
Surface treatment	MATE 500 - 1000 (Zn-Ni)
Series Interchange	MARKET

Valve Type	Poppet
Connection	Sleeve Retraction
Disconnection	Sleeve Retraction
Connection Under Pressure	Not Allowed

UHP 150

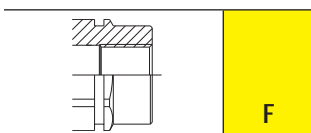


Size		Thread details			FEMALE							
mm	inch	Thread Type	Standard	Thread	Part Number	L (L1 + Thread)		D1		HEX1		
						mm	inch	mm	inch	mm	inch	
6.3	1/4"	F BSP (Metal Sealing)	ISO 1179-1	BSP 1/4 FEMALE (METAL SEALING)	UHP150 14GMS F	62.3	2.45	28	1.1	24	0.94	
6.3	1/4"	F NPTF	ANSI B1.20.3	NPTF 1/4" FEMALE	UHP150 14NPT F	59.3	2.33	28	1.1	24	0.94	




Size		Thread details			MALE								
mm	inch	Thread Type	Standard	Thread	Part Number	L (L1 + Thread)		D1		D3		HEX1	
						mm	inch	mm	inch	mm	inch	mm	inch
6.3	1/4"	F BSP (Metal Sealing)	ISO 1179-1	BSP 1/4 FEMALE (METAL SEALING)	UHP150 14GMS M	39	1.54	25	0.98	14.8	0.58	22	0.87
6.3	1/4"	F NPTF	ANSI B1.20.3	NPTF 1/4" FEMALE	UHP150 14NPT M	38.3	1.51	25	0.98	14.8	0.58	22	0.87

NOTE: Black PVC dust protection are supplied together with the product as a standard.

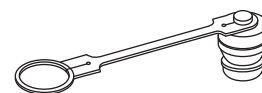


High Pressure - Accessories



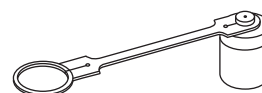
Aluminium dust protections	pag 245
Seal Kits	pag 245

Aluminium dust protections



Dust protections for female couplings

Size			Details		
dash	mm	inch	Part number	Colour	Available for Series
04	6.3	1/4"	TMP 14	●	PVVM
06	10	3/8"	TMP 38	●	PVSM - PVVM



Dust protections for male couplings


Size			Details		
dash	mm	inch	Part number	Colour	Available for Series
04	6.3	1/4"	TFP 14	●	PVVM
06	10	3/8"	TFP 38	●	PVSM - PVVM

Seals Kits



Size			Details		
dash	mm	inch	Part number	Material	Available for Series
04	6.3	1/4"	SK PVVM 14	NBR - PTFE	PVVM
06	10	3/8"	SK PVVM 38	NBR - PTFE	PVSM - PVVM

BOP



HNVFR	pag 247
FHVFR	pag 249
OGVFR	pag 251
BOP - Accessories	pag 254

HNVFR



Male and Female couplings with poppet valve shut-off system, Lloyd's certified, suitable for Oil & Gas applications.

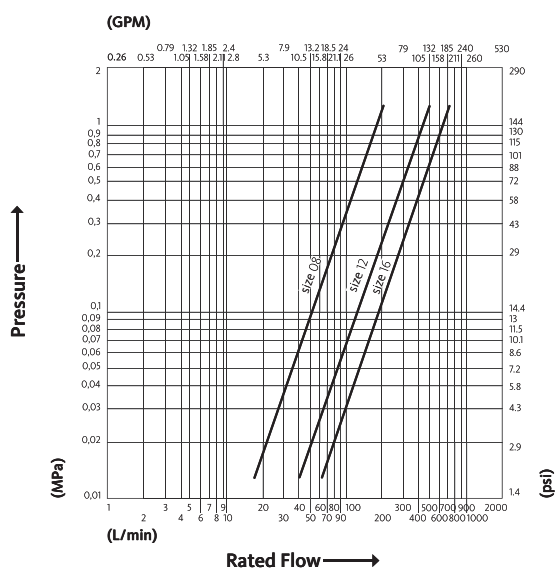
Thanks to special components and seals, HNVFR couplings are API 16 D certified and suitable for BOP application. Interchangeable according to ISO 7241 Part B.



Applications



Pressure Drop



Test performed according to ISO 18869

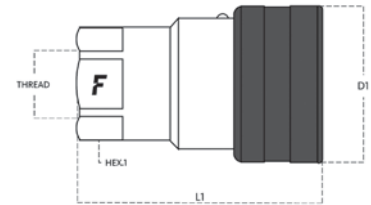
Technical Specifications

dash	Size		Working Pressure (MPa)	Flow Rate (l/min)	Spillage (ml)	Force to Connect (N)	Burst pressure (MPa)		
	mm	inch					Male	Female	Male + Female
08	12.5	1/2"	21	75	2.8	97	140	140	150
12	20	3/4"	21	190	10	120	110	100	100
16	25	1"	23	270	13	180	120	120	120

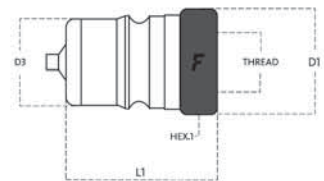
Material	Steel
Seals	SPECIAL
Working temperatures	BOP
Surface treatment	MATE 500 (CrIII); Paint
Series Interchange	ISO 7241 part B

Valve Type	Poppet
Connection	Sleeve Retraction
Disconnection	Sleeve Retraction
Connection Under Pressure	Not Allowed

HNVFR



Size		Thread details			FEMALE							
mm	inch	Thread Type	Standard	Thread	Part Number	L (L1 + Thread)		D1		HEX1		
						mm	inch	mm	inch	mm	inch	
12.5	1/2"	F NPTF	ANSI B1.20.3	NPTF 1/2" FEMALE	HNVFR 12 NPT F	72	2.83	47.2	1.86	30	1.18	
20	3/4"	F NPTF	ANSI B1.20.3	NPTF 3/4" FEMALE	HNVFR 34 NPT F	89	3.5	56.2	2.21	36	1.42	
25	1"	F NPTF	ANSI B1.20.3	NPTF 1" FEMALE	HNVFR 1 NPT F	106.4	4.19	62.2	2.45	41	1.61	



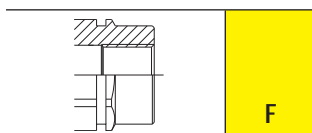
Size		Thread details			MALE									
mm	inch	Thread Type	Standard	Thread	Part Number	L (L1 + Thread)		D1		D3		HEX1		
						mm	inch	mm	inch	mm	inch	mm	inch	
12.5	1/2"	F NPTF	ANSI B1.20.3	NPTF 1/2" FEMALE	HNVFR 12 NPT M	44	1.73	30	1.18	23.5	0.93	27	1.06	
20	3/4"	F NPTF	ANSI B1.20.3	NPTF 3/4" FEMALE	HNVFR 34 NPT M	55	2.17	38	1.5	31.5	1.24	36	1.42	
25	1"	F NPTF	ANSI B1.20.3	NPTF 1" FEMALE	HNVFR 1 NPT M	66	2.6	45	1.77	37.8	1.49	41	1.61	

HNVFR Accessories and Spares



PVC dust protections

pag 255



FHVFR



Screw to Connect Flat Face couplings, Lloyd's certified, suitable for Oil & Gas applications.

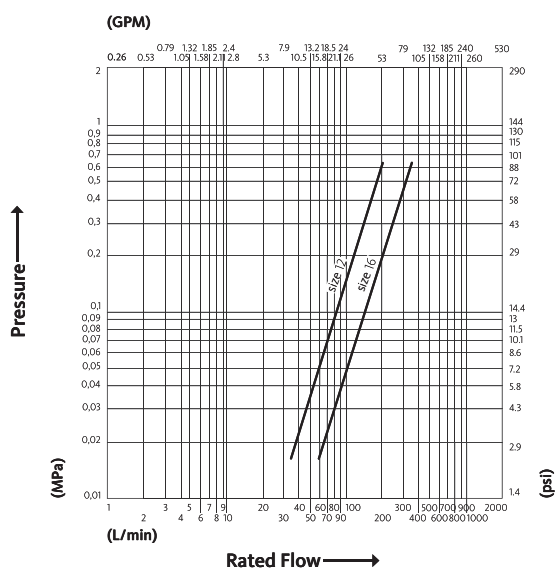
Equipped with a safety sleeve to help preventing accidental disconnections due to vibrations. Zinc-Nickel plating. Thanks to special components and seals, FHVFR couplings are API 16 D certified and suitable for BOP applications. Faster proprietary profile.



Applications



Pressure Drop



Test performed according to ISO 18869

Technical Specifications

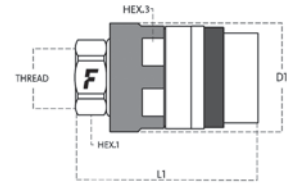
dash	Size		Working Pressure (MPa)	Flow Rate (l/min)	Spillage (ml)	Force to Connect (N)	Burst pressure (MPa)		
	mm	inch					Male	Female	Male + Female
12	20	3/4"	35	120	0.02	0	140	140	140

Material	Steel
Seals	SPECIAL
Working temperatures	BOP
Surface treatment	MATE 1000 (ZnNi)
Series Interchange	FASTER

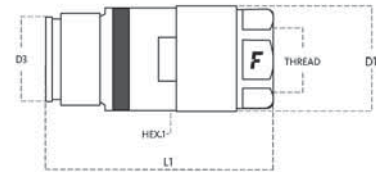
Valve Type	Flat
Connection	Screw to Connect
Disconnection	Unscrew to Disconnect
Connection Under Pressure	Allowed Male Half up to W.P.



FHVFR



Size		Thread details			FEMALE						
mm	inch	Thread Type	Standard	Thread	Part Number	L (L1 + Thread)		D1		HEX1	
						mm	inch	mm	inch	mm	inch
20	3/4"	F NPTF	ANSI B1.20.3	NPTF 3/4" FEMALE	FHVFR12 34NPT F	129.5	5.1	64	2.52	46	1.81



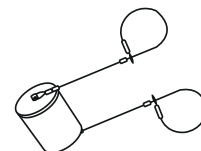
Size		Thread details			MALE								
mm	inch	Thread Type	Standard	Thread	Part Number	L (L1 + Thread)		D1		D3		HEX1	
						mm	inch	mm	inch	mm	inch	mm	inch
20	3/4"	F NPTF	ANSI B1.20.3	NPTF 3/4" FEMALE	FHVFR12 34NPT M	122.5	4.82	54.5	2.15	35	1.38	46	1.81

FHVFR Accessories and Spares



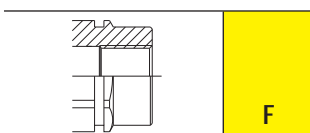
PVC dust protections

pag 255



Aluminium dust protections

pag 256





OGVFR

Screw to Connect couplings, Lloyd's certified, suitable for Oil & Gas applications.

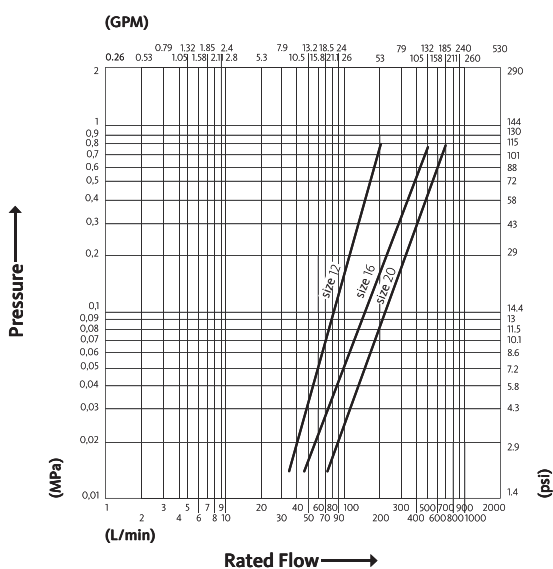
Robust sleeve design, poppet valve and ACME connection thread. Thanks to special components and seals, OGVFR couplings are API 16 D certified and suitable for BOP applications.



Applications



Pressure Drop



Test performed according to ISO 18869

Technical Specifications

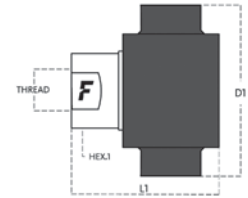
dash	Size mm	inch	Working Pressure (MPa)	Flow Rate (l/min)	Spillage (ml)	Force to Connect (N)	Burst pressure (MPa)		
							Male	Female	Male + Female
12	20	3/4"	34.5	120	8	0	168	160	165
16	25	1"	34.5	230	18	0	165	165	172
20	31.5	1-1/4"	34.5	320	21	0	180	200	178

Material	Steel
Seals	SPECIAL
Working temperatures	BOP
Surface treatment	MATE 500 (CrIII); Paint
Series Interchange	MARKET

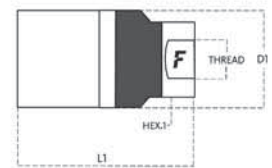
Valve Type	Poppet
Connection	Screw to Connect
Disconnection	Unscrew to Disconnect
Connection Under Pressure	Allowed Residual



OGVFR



Size		Thread details			FEMALE						
mm	inch	Thread Type	Standard	Thread	Part Number	L (L1 + Thread)		D1		HEX1	
						mm	inch	mm	inch	mm	inch
20	3/4"	F NPSF	ANSI B1.20.3	NPSF 3/4 FEMALE	OGVFR12 34NPS F	72.2	2.84	65	2.56	32	1.26
25	1"	F NPSF	ANSI B1.20.3	NPSF 1 FEMALE	OGVFR16 1NPS F	87.6	3.45	105.5	4.15	41	1.61
31.5	1-1/4"	F NPTF	ANSI B1.20.3	NPTF 1-1/4" FEMALE	OGVFR20 114NPTF	111.9	4.41	118.2	4.65	50	1.97



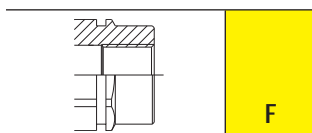
Size		Thread details			MALE								
mm	inch	Thread Type	Standard	Thread	Part Number	L (L1 + Thread)		D1		D3		HEX1	
						mm	inch	mm	inch	mm	inch	mm	inch
20	3/4"	F NPSF	ANSI B1.20.3	NPSF 3/4 FEMALE	OGVFR12 34NPS M	83.1	3.27	44.4	1.74			32	1.26
25	1"	F NPSF	ANSI B1.20.3	NPSF 1 FEMALE	OGVFR16 1NPS M	106	4.17	57.1	2.25			41	1.61
31.5	1-1/4"	F NPTF	ANSI B1.20.3	NPTF 1-1/4" FEMALE	OGVFR20 114NPTM	136.5	5.37	66.4	2.62			50	1.97

OGVFR Accessories and Spares




Aluminium dust protections

pag 256



BOP - Accessories



PVC dust protections	pag 255
Aluminium dust protections	pag 256

PVC dust protections



Dust protections for female couplings

Size			Details		
dash	mm	inch	Part number	Colour	Available for Series
08	12.5	1/2"	TMH 12	●	HNVFR
12	20	3/4"	TMH 34	●	
12	20	3/4"	TMH 34 N	●	
16	25	1"	TMH 1	●	



Dust protections for male couplings

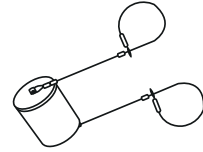
Size			Details		
dash	mm	inch	Part number	Colour	Available for Series
08	12.5	1/2"	TFH 12	●	HNVFR
12	20	3/4"	TFH 34	●	
12	20	3/4"	TFH 34 N	●	
16	25	1"	TFH 1	●	



Dust protections for female/male couplings

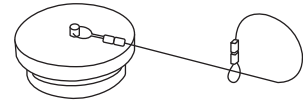
Size			Details		
dash	mm	inch	Part number	Colour	Available for Series
12	20	3/4"	TM-TF FHV12	●	FHVFR
16	25	1"	TM-TF FHV16	●	

Aluminium dust protections



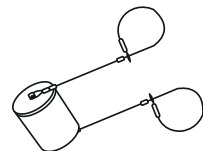
Dust protections for female couplings

Size			Details		
dash	mm	inch	Part number	Colour	Available for Series
12	20	3/4"	TM FHV12 S	●	FHVFR
16	25	1"	TM FHV16 S	●	



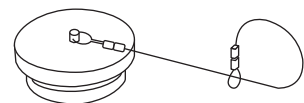
Dust protections for female couplings

Size			Details		
dash	mm	inch	Part number	Colour	Available for Series
12	20	3/4"	TM OGV12 S	●	OGVFR
16	25	1"	TM OGV16 S	●	
20	31.5	1-1/4"	TM OGV20 S	●	



Dust protections for male couplings


Size			Details		
dash	mm	inch	Part number	Colour	Available for Series
12	20	3/4"	TF FHV12 S	●	FHVFR
16	25	1"	TF FHV16 S	●	



Dust protections for male couplings

Size			Details		
dash	mm	inch	Part number	Colour	Available for Series
12	20	3/4"	TF OGV12 S	●	OGVFR
16	25	1"	TF OGV16 S	●	
20	31.5	1-1/4"	TF OGV20 S	●	

Refrigeration



RF	pag 259
RFL	pag 263
RFLS-RFS	pag 265
Refrigeration - Accessories	pag 268

RF



Screw to connect couplings for air conditioning & refrigeration application.

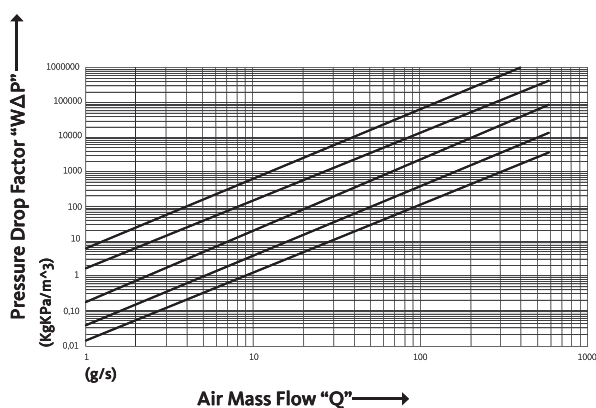
This range of couplings has been specifically designed for air conditioning and refrigeration systems. Interchangeability according to market driven standards. Available in several versions in steel, brass and with copper sweat braze adaptor.



Applications



Pressure Drop



Technical Specifications

dash	Size		Working Pressure (MPa)	Flow Rate* (g/s)	Spillage (ml)	Force to Connect (N)	Burst pressure (MPa)		
	mm	inch					Male	Female	Male + Female
04	6.3	1/4"	3.5	20	0.02		53	10.5	100
06	10	3/8"	6	44	0.05		21	19	26
08	12.5	1/2"	5	107	0.1		26	15	25
12	20	3/4"	5	288	0.1		21	15	19
16	25	1"	5	477	0.2		13	15	15

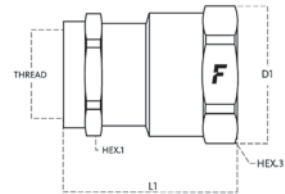
* Flow rate calculated considering air in standard conditions (20°C, 1 bar).

Material	Brass; Steel
Seals	CR
Working temperatures	- 40 °C to + 120 °C
Surface treatment	MATE 500 (CrIII)
Series Interchange	MARKET

Valve Type	Flat
Connection	Screw to Connect
Disconnection	Unscrew to Disconnect
Connection Under Pressure	Allowed Residual

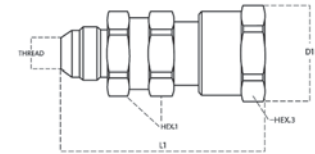


RF



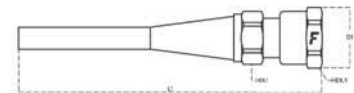
Size		Thread details			FEMALE						
mm	inch	Thread Type	Standard	Thread	Part Number	L (L1 + Thread)		D1		HEX1	
						mm	inch	mm	inch	mm	inch
6.3	1/4"	O/ SAE	ASME B1.1	1/2" -20 UNF FEMALE ORB	RF 04 F N	28	1.10	21	0.82	16	0.62
10	3/8"	O/ METRIC	ISO 6149-1	M18x1.5 FEMALE ORB	RF 06 F N	34.9	1.37	27	1.06	22	0.87
10	3/8"	O/ METRIC	ISO 6149-1	M18x1.5 FEMALE ORB	RF 06 F 5 N	34.9	1.37	27	1.06	22	0.87
12.5	1/2"	O/ SAE	ASME B1.1	7/8" -20 UNEF FEMALE ORB	RF 08 F N	46.5	1.83	34	1.34	27	1.06
20	3/4"	O/ SAE	ASME B1.1	1-1/4" -18 UNEF FEMALE ORB	RF 12 F N	55.5	2.19	45	1.77	36	1.42
20	3/4"	O/ SAE	ASME B1.1	1-1/4" -18 UNEF ORB FEMALE	RF 12 N	55.5	2.19	45	1.77	36	1.42
25	1"	O/ SAE	ASME B1.1	1-19/32" -20 UN FEMALE ORB	RF 16 F N	61.5	2.42	55	2.17	46	1.81

RF - Threaded adaptor

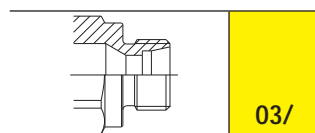
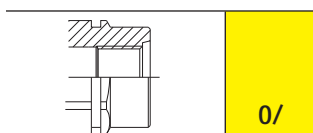


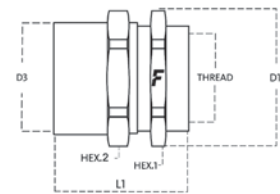
Size		Thread details			FEMALE						
mm	inch	Thread Type	Standard	Thread	Part Number	L (L1 + Thread)		D1		HEX1	
						mm	inch	mm	inch	mm	inch
12.5	1/2"	O3/ METRIC	ISO 8434-1-S	M16x1.5 MALE BS	RF 08 1615 F N	35.8	1.41	34	1.34	27	1.06
12.5	1/2"	TD SAE	FIAT 14293	3/4"-16 UNF	RF 08 TD12 F N	70.1	2.76	34	1.34	27	1.06
12.5	1/2"	TD SAE	FIAT 14293	5/8"-18 UNF	RF 08 TD38 F N	70.1	2.76	34	1.34	27	1.06
20	3/4"	O3/ METRIC	ISO 8434-1-S	M24x1.5 MALE	RF 12 2415 F N	82.1	3.23	45	1.77	36	1.42
20	3/4"	TD SAE	FIAT 14293	7/8"-14 UNF	RF 12 TD58 F N	85.1	3.35	45	1.77	36	1.42

RF - Copper sweat



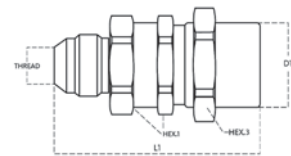
Size		Thread details			FEMALE						
mm	inch	Thread Type	Standard	Thread	Part Number	L (L1 + Thread)		D1		HEX1	
						mm	inch	mm	inch	mm	inch
10	3/8"	COPPER SWEAT	n.a.	n.a.	RF 06 CS065 F5N	76	2.99	27	1.06	22	0.87
10	3/8"	COPPER SWEAT	n.a.	n.a.	RF 06 CS095 F5N	76	2.99	27	1.06	22	0.87
12.5	1/2"	COPPER SWEAT	n.a.	n.a.	RF 08 CS160 F5N	107	4.21	34	1.34	27	1.06
12.5	1/2"	COPPER SWEAT	n.a.	n.a.	RF 08 CS125 F5N	107	4.21	34	1.34	27	1.06
12.5	1/2"	COPPER SWEAT	n.a.	n.a.	RF 08 CS095 F5N	111	4.37	34	1.34	27	1.06
20	3/4"	COPPER SWEAT	n.a.	n.a.	RF 12 CS220 F5N	131	5.16	45	1.77	36	1.42
20	3/4"	COPPER SWEAT	n.a.	n.a.	RF 12 CS190 F5N	131	5.16	45	1.77	36	1.42
20	3/4"	COPPER SWEAT	n.a.	n.a.	RF 12 CS160 F5N	131	5.16	45	1.77	36	1.42
25	1"	COPPER SWEAT	n.a.	n.a.	RF 16 CS255 F5N	146.5	5.77	55	2.17	46	1.81
25	1"	COPPER SWEAT	n.a.	n.a.	RF 16 CS220 F5N	146.5	5.77	55	2.17	46	1.81
25	1"	COPPER SWEAT	n.a.	n.a.	RF 16 CS290 F5N	146.5	5.77	55	2.17	46	1.81





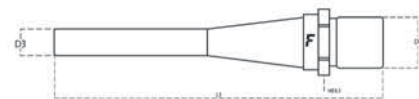
RF

Size		Thread details			MALE									
mm	inch	Thread Type	Standard	Thread	Part Number	L (L1 + Thread)		D1		D3		HEX1		
						mm	inch	mm	inch	mm	inch	mm	inch	
6.3	1/4"	O/ SAE	ASME B1.1	5/8"-18 UNF	RF 04 M N	27.5	1.08	21	0.83	15.8	0.62	16	0.63	
10	3/8"	O/ METRIC	ISO 6149-1	M18x1.5 FEMALE ORB	RF 06 M N	27.5	1.08	27	1.06	20	0.79	22	0.87	
10	3/8"	O/ METRIC	ISO 6149-1	M18x1.5 FEMALE ORB	RF 06 M 5 N	26.5	1.04	24	0.94	20	0.79	22	0.87	
12.5	1/2"	O/ SAE	ASME B1.1	1"-20 UNEF	RF 08 M N	38.5	1.52	32	1.26	25.4	1.00	28	1.10	
12.5	1/2"	O/ SAE	ASME B1.1	1"-7/16"-16 UN	RF 12 M N	73.5	2.89	46	1.81	36.5	1.44	41	1.61	
25	1"	O/ SAE	ASME B1.1	1-19/32" -20 UN FEMALE ORB	RF 16 M N	81.5	3.21	53	2.09	44.5	1.75	48	1.89	



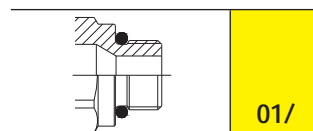
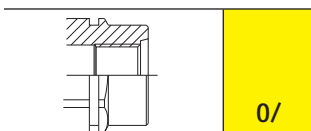
RF - Threaded adaptor

Size		Thread details			MALE									
mm	inch	Thread Type	Standard	Thread	Part Number	L (L1 + Thread)		D1		D3		HEX1		
						mm	inch	mm	inch	mm	inch	mm	inch	
12.5	1/2"	O1/ METRIC	ISO 6149-2	M16x1.5 MALE	RF 08 1615 M N	63.5	2.50	34	1.34	25.4	1.00	27	1.06	
12.5	1/2"	TD SAE	FIAT 14293	3/4"-16 UNF	RF 08 TD12 M N	60	2.36	34	1.34	25.4	1.00	27	1.06	
12.5	1/2"	TD SAE	FIAT 14293	5/8"-18 UNF	RF 08 TD38 M N	57.5	2.26	34	1.34	25.4	1.00	27	1.06	
12.5	1/2"	O1/ METRIC	ISO 6149-2	M24x1.5 MALE	RF 12 2415 M N	69	2.72	45	1.77	36.5	1.44	36	1.42	
12.5	1/2"	TD SAE	FIAT 14293	7/8"-14 UNF	RF 12 TD58 M N	72	2.83	45	1.77	36.5	1.44	36	1.42	





RF - Copper sweat

Size		Thread details			MALE									
mm	inch	Thread Type	Standard	Thread	Part Number	L (L1 + Thread)		D1		D3		HEX1		
						mm	inch	mm	inch	mm	inch	mm	inch	
10	3/8"	COPPER SWEAT	n.a.	n.a.	RF 06 CS095 M5N	67.5	2.66	25	0.98	20	0.79	22	0.87	
10	3/8"	COPPER SWEAT	n.a.	n.a.	RF 06 CS065 M5N	67.5	2.66	25	0.98	20	0.79	22	0.87	
12.5	1/2"	COPPER SWEAT	n.a.	n.a.	RF 08 CS125 M5N	96	3.78	32	1.26	25.4	1	28	1.1	
12.5	1/2"	COPPER SWEAT	n.a.	n.a.	RF 08 CS095 M5N	100	3.94	32	1.26	25.4	1	28	1.1	
12.5	1/2"	COPPER SWEAT	n.a.	n.a.	RF 08 CS160 M5N	94	3.70	32	1.26	25.4	1.00	28	1.10	
20	3/4"	COPPER SWEAT	n.a.	n.a.	RF 12 CS220 M5N	118.5	4.67	46	1.81	36.5	1.44	41	1.61	
20	3/4"	COPPER SWEAT	n.a.	n.a.	RF 12 CS190 M5N	118.5	4.67	46	1.81	36.5	1.44	41	1.61	
20	3/4"	COPPER SWEAT	n.a.	n.a.	RF 12 CS160 M5N	118.5	4.67	46	1.81	36.5	1.44	41	1.61	
25	1"	COPPER SWEAT	n.a.	n.a.	RF 16 CS255 M5N	130.8	5.15	53	2.09	44.5	1.75	48	1.89	
25	1"	COPPER SWEAT	n.a.	n.a.	RF 16 CS220 M5N	130.8	5.15	53	2.09	44.5	1.75	48	1.89	
25	1"	COPPER SWEAT	n.a.	n.a.	RF 16 CS290 M5N	131	5.16	53	2.09	44.5	1.75	48	1.89	



RF Accessories and Spares



Aluminium dust protections

pag 269



RFL

Screw to connect female couplings for air conditioning & refrigeration application, low friction sleeve.

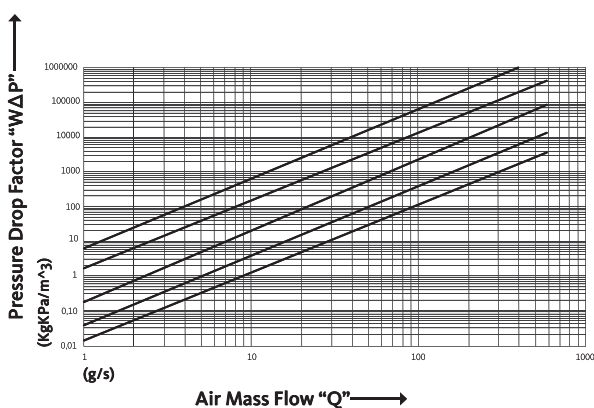
RFL screw to connect female couplings are equipped with a low friction sleeve in order to reduce connection effort and friction. Fully interchangeable with RF series same size.



Applications



Pressure Drop



Technical Specifications

dash	Size		Working Pressure (MPa)	Flow Rate (g/s)	Spillage (ml)	Force to Connect (N)	Burst pressure (MPa)		
	mm	inch					Male	Female	Male + Female
04	6.3	1/4"	3.5	20	0.02			10.5	100
06	10	3/8"	6	44	0.05			19	70
08	12.5	1/2"	5	107	0.1			15	55
12	20	3/4"	5	288	0.1			15	43
16	25	1"	5	477	0.2			15	37

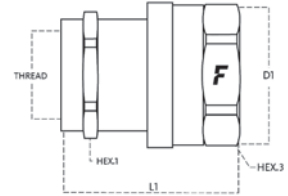
* Flow rate calculated considering air in standard conditions (20°C, 1 bar).

Material	Steel
Seals	CR
Working temperatures	- 40 °C to + 120 °C
Surface treatment	MATE 500 (CrIII)
Series Interchange	MARKET

Valve Type	Flat
Connection	Screw to Connect
Disconnection	Unscrew to Disconnect
Connection Under Pressure	Allowed Residual




RFL



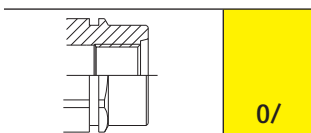
Size		Thread details			FEMALE						
mm	inc	Thread Type	Standard	Thread	Part Number	L (L1 + Thread)		D1		HEX1	
						mm	inch	mm	inch	mm	inch
6.3	1/4"	O/ SAE	ASME B1.1	1/2" -20 UNF FEMALE ORB	RFL04 F N	29.4	1.16	25	0.98	16	0.63
10	3/8"	O/ METRIC	ISO 6149-1	M18x1.5 FEMALE ORB	RFL06 F N	34.5	1.36	28	1.1	22	0.87
12.5	1/2"	O/ SAE	ASME B1.1	7/8" -20 UNEF ORB FEMALE	RFL08 F N	49.3	1.94	34	1.34	27	1.06
20	3/4"	O/ SAE	ASME B1.1	1-1/4" -18 UNEF ORB FEMALE	RFL12 F N	56.8	2.24	45	1.77	36	1.42
25	1"	O/ SAE	ASME B1.1	1-19/32" -20 UN ORB FEMALE	RFL16 F N	64	2.52	55	2.17	46	1.81

RFL Accessories and Spares



Aluminium dust protections

pag 269





RFLS - RFS

Couplings for air conditioning & refrigeration applications, integrated safety sleeve.

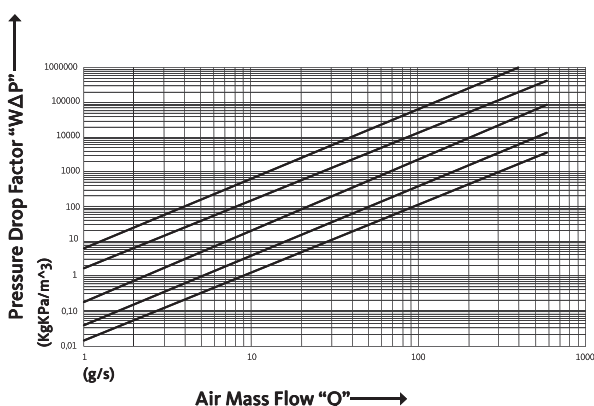
RFLS screw to connect female couplings are equipped with a low friction sleeve to reduce connection effort together with an integrated safety sleeve to prevent accidental disconnections. Corresponding male couplings RFS series are characterized by Faster profile interchangeability.



Applications



Pressure Drop



Technical Specifications

dash	Size		Working Pressure (MPa)	Flow Rate (g/s)	Spillage (ml)	Force to Connect (N)	Burst pressure (MPa)		
	mm	inch					Male	Female	Male + Female
04	6.3	1/4"	3.5	20	0.02	53	10.5	100	
06	10	3/8"	6	44	0.05	24	19	70	
08	12.5	1/2"	5	107	0.1	55	15	55	
12	20	3/4"	7	288	0.2	55	21	19	

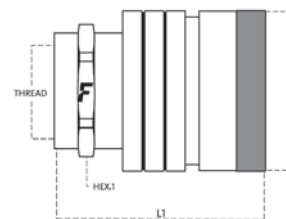
* Flow rate calculated considering air in standard conditions (20°C, 1 bar).

Material	Steel
Seals	CR
Working temperatures	- 40 °C to + 120 °C
Surface treatment	MATE 500 (CrIII)
Series Interchange	FASTER

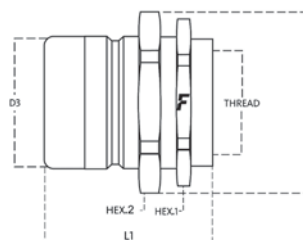
Valve Type	Flat
Connection	Screw to Connect
Disconnection	Unscrew to Disconnect
Connection Under Pressure	Allowed Residual



RFLS - RFS

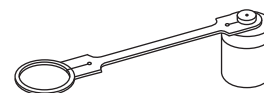
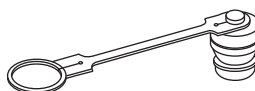


Size		Thread details			FEMALE						
mm	inch	Thread Type	Standard	Thread	Part Number	L (L1 + Thread)		D1		HEX1	
						mm	inch	mm	inch	mm	inch
6.3	1/4"	O/ SAE	ASME B1.1	1/2" -20 UNF FEMALE ORB	RFLS 04 F N	38	1.5	25	0.98	19	0.75
10	3/8"	O/ METRIC	ISO 6149-1	M18x1.5 FEMALE ORB	RFLS 06 F N	43.9	1.73	30	1.18	22	0.87
12.5	1/2"	O/ SAE	ASME B1.1	7/8" -20 UNEF ORB FEMALE	RFLS 08 F N	55.5	2.19	37	1.46	27	1.06
20	3/4"	O/ SAE	ASME B1.1	1-1/4" -18 UNEF ORB FEMALE	RFLS 12 F N	63.6	2.5	48	1.89	36	1.42



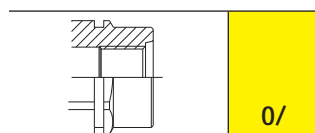
Size		Thread details			MALE								
mm	inch	Thread Type	Standard	Thread	Part Number	L (L1 + Thread)		D1		D3		HEX1	
						mm	inch	mm	inch	mm	inch	mm	inch
6.3	1/4"	O/ SAE	ASME B1.1	1/2" -20 UNF FEMALE ORB	RFS 04 M N	29	1.14	21	0.83	16	0.63	19	0.75
10	3/8"	O/ METRIC	ISO 6149-1	M18x1.5 FEMALE ORB	RFS 06 M N	31.6	1.24	25	0.98	20	0.79	22	0.87
12.5	1/2"	O/ SAE	ASME B1.1	7/8" -20 UNEF ORB FEMALE	RFS 08 M N	41.5	1.63	38	1.5	26	1.02	34	1.34
20	3/4"	O/ SAE	ASME B1.1	1-1/4" -18 UNEF ORB FEMALE	RFS 12 M N	46.6	1.83	50	1.97	36	1.42	46	1.81

RFLS - RFS Accessories and Spares




Aluminium dust protections

pag 269



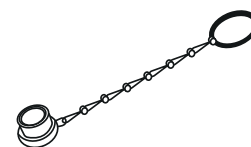
Refrigeration - Accessories



Aluminium dust protections

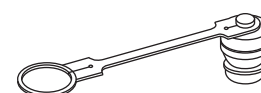
pag 269

Aluminium dust protections




Dust protections for female couplings

Size			Details		
dash	mm	inch	Part number	Colour	Available for Series
04	6.3	1/4"	TMRF 04 S N	○	RF - RFL
06	10	3/8"	TMRF 06 S N	○	
08	12.5	1/2"	TMRF 08 S N	○	
12	20	3/4"	TMRF 12 S N	○	
16	25	1"	TMRF 16 S N	○	



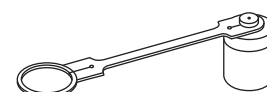
Dust protections for female couplings

Size			Details		
dash	mm	inch	Part number	Colour	Available for Series
04	6.3	1/4"	TMRFLS04 N	○	RFLS/RFS
06	10	3/8"	TMRFLS06 N	○	
08	12.5	1/2"	TMRFLS08 N	○	



Dust protections for male couplings


Size			Details		
dash	mm	inch	Part number	Colour	Available for Series
04	6.3	1/4"	TFRF 04 S	○	RF
06	10	3/8"	TFRF 06 S N	○	
08	12.5	1/2"	TFRF 08 S N	○	
12	20	3/4"	TFRF 12 S N	○	
16	25	1"	TFRF 16 S N	○	



Dust protections for male couplings

Size			Details		
dash	mm	inch	Part number	Colour	Available for Series
04	6.3	1/4"	TFRFS04 N	○	RFLS/RFS
06	10	3/8"	TFRFS06 N	○	
08	12.5	1/2"	TFRFS08 N	○	

Casting Solutions



Manifold blocks	pag 271
4DCPV	pag 273
5BM5DCPV	pag 275
4BD4FH	pag 277

The cast iron blocks shown in the pictures below are for illustrative purposes only.
The shape of each block is tailor designed to meet the manufacturer's space requirements.

Manifold blocks

Applications



Custom-made casting solutions for agriculture.

Cast iron manifold with 1/2" couplings screwed on. Designed to be screwed directly on control blocks. Every single casting is specifically developed for each tractor manufacturer, to meet impeding space requirements. Each Faster manifold block is specifically designed to match a specific control block interface. Each manifold can be equipped with different Female couplings for agriculture, depending on the required features. It can also be upgraded with compatible couplings of different series.



Manifold blocks can be equipped with couplings of the following series:



3CFPV



3CFHF



3CKHF



4SRPV



4SRHF



4SKHF



6DNPV

Please contact Faster for more information.

Technical Specifications

Material	Cast Iron; Steel	Valve Type	Poppet
Seals	NBR; PUR*	Connection	Push to Connect
Working temperatures	- 25 °C to + 125 °C	Disconnection	Pull to Disconnect
Surface treatment	MATE 500 (CrIII)	Connection Under Pressure	Allowed, depending on the mounted couplings
Series Interchange	ISO 7241 part A		

* Working temperatures: - 25 °C to + 100 °C

4DCPV

Applications



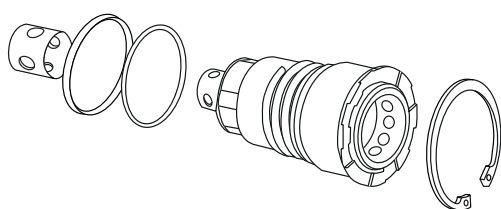
Custom-made casting solutions for agriculture with integrated cartridges.

The cast iron block is equipped with two integrated 1/2" cartridges, in accordance to ISO 7241 part A standard. Push-Pull connection type. Connection and disconnection under pressure allowed, thanks to the lever, specifically designed to ensure depressurization of the internal circuit. The block is designed to be screwed directly on control blocks. Every single casting is specifically developed for each tractor manufacturer, to meet impeding space requirements. Faster casting solutions are specifically designed to match the different control blocks interfaces available on the market. The lever can be mounted in different position, to meet space requirements.



Cartridges can be easily replaced. Easy to assemble and disassemble without special tools. Each kit contains rear seals and a smaller ring to retain the cartridge into the casting housing.

Replacement cartridge



dash	Size		Part number	
	mm	inch		
08	12.5	1/2"	KIT4BM 4DCPVDS3	For castings with lever on top
08	12.5	1/2"	KIT4BM 4DCPVES3	For castings with lever on the side

Technical Specifications

Material	Cast Iron; Steel
Seals	HNBR; PUR
Working temperatures	- 25 °C to + 125 °C
Surface treatment	MATE 500 (CrIII)
Series Interchange	ISO 7241 part A

Valve Type	Poppet
Connection	Push to Connect or Lever
Disconnection	Lever
Connection Under Pressure	Allowed



5BM5DCPV

Applications

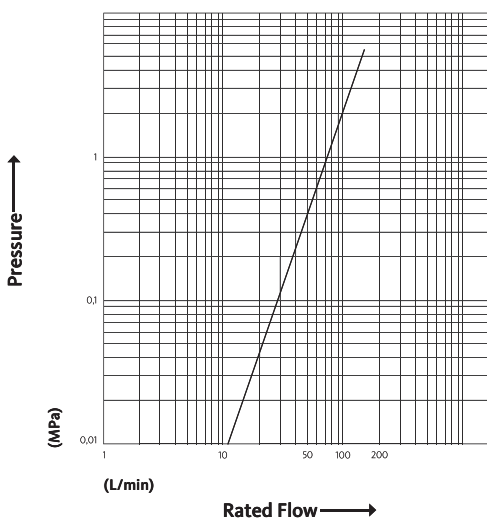


Custom-made remote casting solutions for agriculture with integrated cartridges

The cast iron block is equipped with two integrated 1/2" or 3/4" cartridges, in accordance to ISO 7241 part A standard. Push-Pull connection type. Connection and disconnection under pressure allowed, thanks to the lever, specifically designed to ensure depressurization of the internal circuit. Thanks to its special design, it can be connected to the control block remotely, by means of rigid hoses.

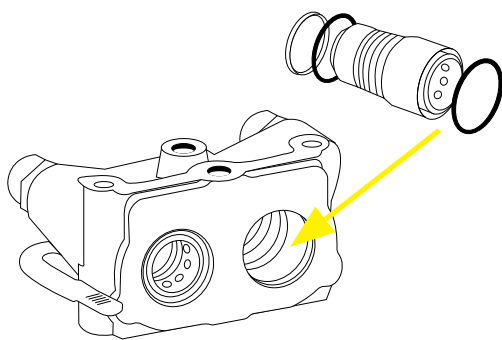


Pressure Drop



Test performed according to ISO 18869

Cartridges can be easily replaced. Easy to assemble and disassemble without special tools. Each kit contains rear seals and a smalley ring to retain the cartridge into the casting housing.



Replacement cartridge

dash	Size		Part number
	mm	inch	
08	12.5	1/2"	KIT 5DCPVA08 A

Technical Specifications

Material	Cast Iron; Steel
Seals	HNBR; PUR
Working temperatures	- 25 °C to + 125 °C
Surface treatment	MATE 500 (CrIII)
Series Interchange	ISO 7241 part A

Valve Type	Poppet
Connection	Push to Connect or Lever
Disconnection	Lever
Connection Under Pressure	Allowed





4BD4FH

Castings with cartridges for Construction Equipment.

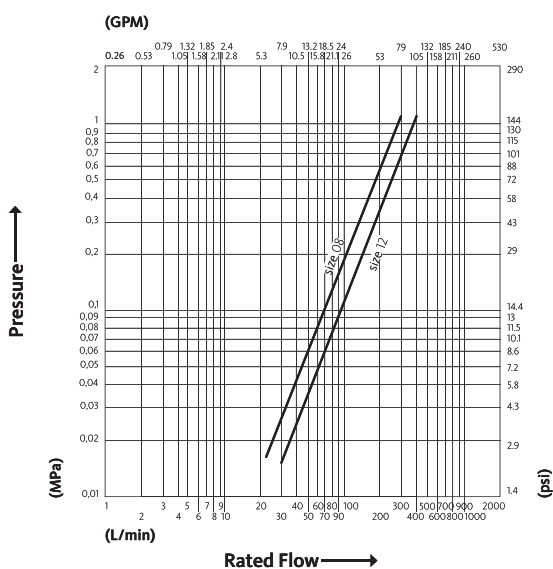
The first cast iron block ever designed to quickly connect and disconnect attachments on skid steers and other light equipment machines. The decompression feature allows to connect the circuit with residual pressure on both ends. 1/2" and 3/4" cartridges can both fit into the same block. Higher flow capability is guaranteed when using 3/4" cartridges instead of 1/2". Cartridges share all the benefits of the FFH/FSH couplings technology.



Applications



Pressure Drop



Test performed according to ISO 18869

Technical Specifications

dash	Size mm inch	Working Pressure (MPa)	Flow Rate (l/min)	Spillage (ml)	Force to Connect (N)	Burst pressure (MPa)		
						Male	Female	Male + Female
08	12.5 1/2"	35	100	0.01	200	125	125	125
12	20 3/4"	35	145	0.02	230	125	125	125

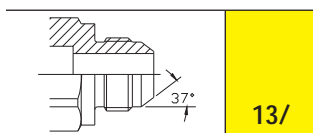
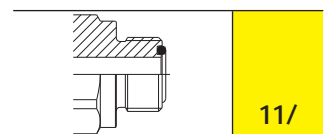
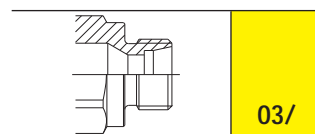
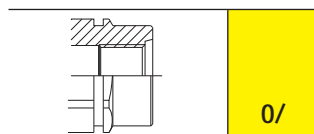
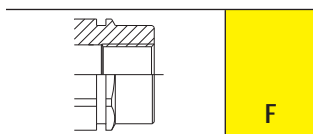
Material	Cast Iron; Steel
Seals	NBR; PUR
Working temperatures	- 25 °C to + 100 °C
Surface treatment	MATE 500 (CrIII); MATE 1000 (ZnNi)
Series Interchange	ISO 16028

Valve Type	Flat
Connection	Push to Connect
Disconnection	Sleeve Retraction
Connection Under Pressure	Allowed Both Halves up to W.P.




4DB4FH

Size		Thread details									
mm	inch	Thread Type	Standard	Thread	Part Number	L (L1 + Thread)		D1		HEX1	
						mm	inch	mm	inch	mm	inch
12.5	1/2"	03/ METRIC	ISO 8434-1-S	M24x1.5 MALE 16S	4BD4FH08-3/2415	180	7.09				
12.5	1/2"	F BSPP	ISO 1179-1	BSPP 3/4 FEMALE	4BD4FH08-C	187.5	7.38				
12.5	1/2"	0/ SAE	ISO 11926-1	9/16"-18 UNF FEMALE ORB	4BD4FH08-58SAE	187.5	7.38				
12.5	1/2"	13/ SAE	ISO 8434-2	7/8"-14 UNF MALE JIC	4BD4FH08-13/58S	185	7.28				
12.5	1/2"	13/ SAE	ISO 8434-2	1-1/16"-12 UNF MALE JIC	4BD4FH08-13/34S	187.6	7.39				
20	3/4"	13/ SAE	ISO 8434-2	1-1/16"-12 UNF MALE JIC	4BD4FH12-13/34S	207.4	8.17				
20	3/4"	13/ SAE	ISO 8434-2	1-5/16"-12 UNF MALE JIC	4BD4FH12-13/1S	208.6	8.21				
20	3/4"	11/ SAE	ISO 8434-3	1-3/16"-12 UN MALE ORFS	4BD4FH12-11/34S	202.5	7.97				

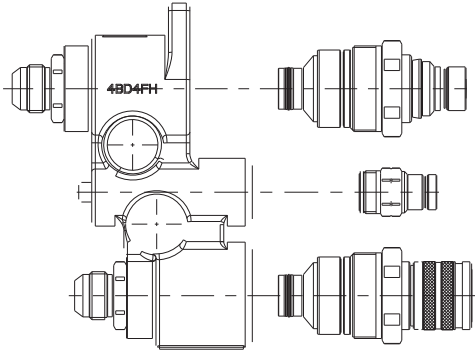


4BD4FH Cartridges replacement kit

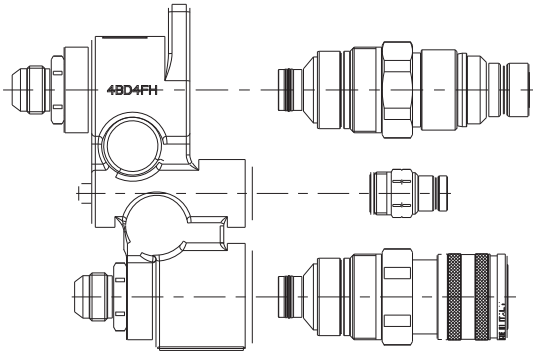


Easy to replace cartridges

Size			Part number
dash	mm	inch	
08	12.5	1/2"	KIT 4FH08 M
08	12.5	1/2"	KIT 4FH08 F
08	12.5	1/2"	KIT 4FSH08 F
12	20	3/4"	KIT 4FH12 M
12	20	3/4"	KIT 4FH12 F



4BD4FH08



4BD4FH12



4FFH08 M



4FFH08 F



4FSH08 F



4FFH12 M



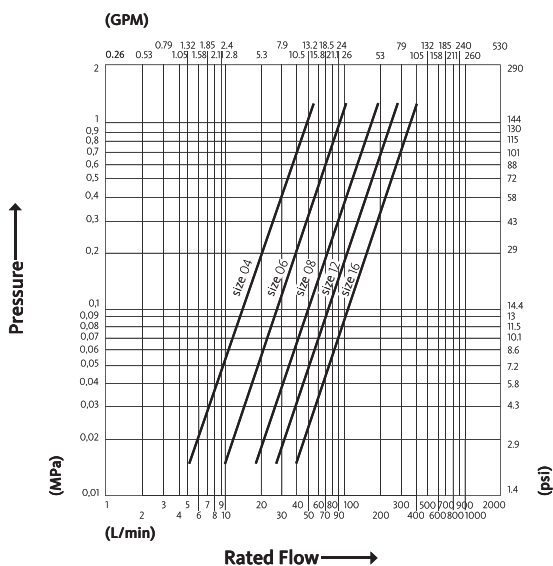
4FFH12 F

MultiFaster

MultiFaster Standard	pag 282
MultiFaster Harvesting	pag 340
MultiFaster G Type	pag 348
MultiFaster High Pressure	pag 364
MultiFaster - Accessories	pag 372

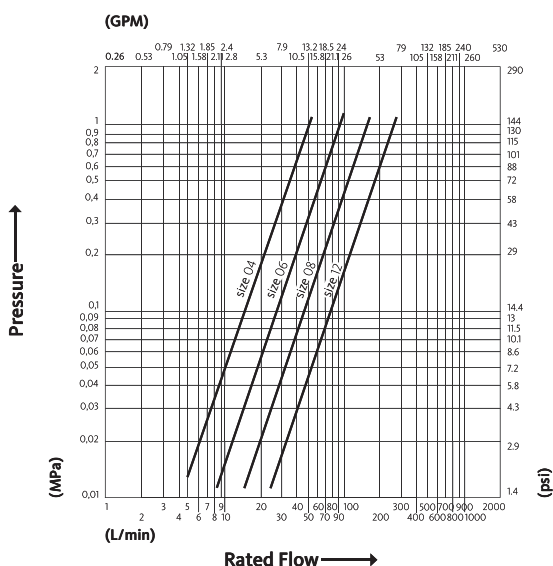
MF Pressure Drop

MultiFaster series 2




Test performed according to ISO 18869

MultiFaster series 3



Test performed according to ISO 18869

MultiFaster Standard



PB06	pag 283
P206	pag 285
P208	pag 287
P306	pag 289
P316	pag 291
P404	pag 293
P406A	pag 295
P412	pag 297
P506	pag 299
P506-x	pag 301
P508	pag 303
P510	pag 307
PS06	pag 311

PS06-x	pag 313
PSA06	pag 315
PS08	pag 317
P5066	pag 319
P606	pag 321
P608	pag 323
P5068	pag 325
P808	pag 327
P1004	pag 329
P10A	pag 331
P12A	pag 333
P12B	pag 335
P1504	pag 337

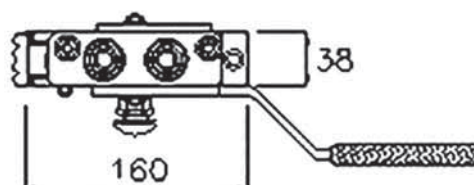
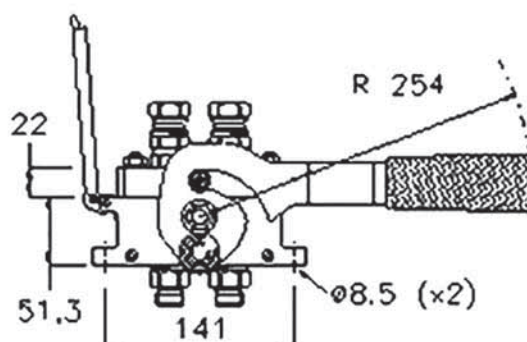


MF PB06

MultiFaster 2 lines, size 06.

MultiFaster suitable for 2 lines size 06. Very compact overall dimensions.

Applications



Technical Specifications

dash	Size		Working Pressure (MPa)	Flow Rate (l/min)	Spillage (ml)	Burst pressure (MPa)		
	mm	inch				Male	Female	Male + Female
06	10	3/8"	25	40	0.008	100	100	100

Material	Aluminium; Steel
Seals	NBR; PUR
Working temperatures	- 25 °C to + 100 °C
Surface treatment	MATE 500 (CrIII); Paint

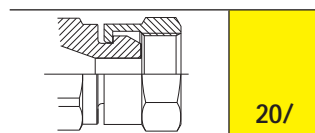
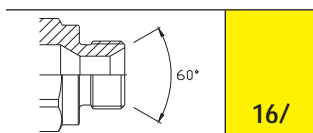
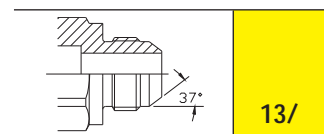
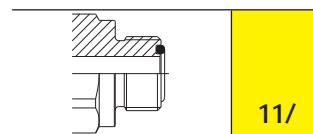
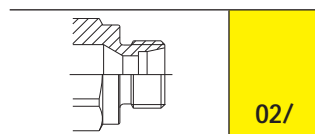
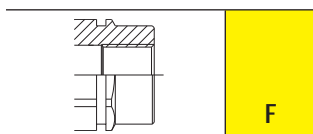
Valve Type	Flat
Connection	Lever
Disconnection	Lever
Connection Under Pressure	Allowed Residual



PB06

Size					Thread Type					FIXED
dash	mm	inch	Housing	Number of Couplings	Thread Type	Standard	Thread	Electrical Connector N	Connector Type	Part Number
06	10	3/8"	2	2	02/ METRIC	ISO 8434-1-L	M22x1.5 MALE 15L			2PB06-2-2/22FC
06	10	3/8"	2	2	16/ BSPP	ISO 8434-6	60° 1/2 BSPP MALE			2PB06-2-16/DGFC
06	10	3/8"	2	2	16/ BSPP	ISO 8434-6	60° 3/8 BSPP MALE			2PB06-2-16/CGFC
06	10	3/8"	2	2	13/ SAE	ISO 8434-2	7/8"-14 UNF MALE JIC			2PB06-2-13/GSFC
06	10	3/8"	2	2	13/ SAE	ISO 8434-2	3/4"-16 UNF MALE JIC			2PB06-2-13/FSFC
06	10	3/8"	2	2	F BSPP	ISO 1179-1	BSPP 3/8" FEMALE			2PB06-2-38G FC
06	10	3/8"	2	2	F BSPP	ISO 1179-1	BSPP 1/2" FEMALE			2PB06-2-12G FC

Size					Thread Type					MOBILE
dash	mm	inch	Housing	Number of Couplings	Thread Type	Standard	Thread	Electrical Connector N	Connector Type	Part Number
06	10	3/8"	2	2	11/ SAE	ISO 8434-3	13/16"-16 UN MALE ORFS			3PB06-2-H M C
06	10	3/8"	2	2	20/ BSPP	BS 5200	1/2" BSPP FEMALE SWIVEL NUT			3PB06-2-20/DGMC
06	10	3/8"	2	2	02/ METRIC	ISO 8434-1-L	M22x1.5 MALE 15L			3PB06-2-2/22MC
06	10	3/8"	2	2	F NPTF	ANSI B1.20.3	NPTF 1/2" FEMALE			2PB06-2-12N MC
06	10	3/8"	2	2	F BSPP	ISO 1179-1	BSPP 1/2" FEMALE			3PB06-2-12G MC
06	10	3/8"	2	2	F BSPP	ISO 1179-1	BSPP 3/8" FEMALE			2PB06-2-38G MC
06	10	3/8"	2	2	F BSPP	ISO 1179-1	BSPP 1/2" FEMALE			2PB06-2-12G MC



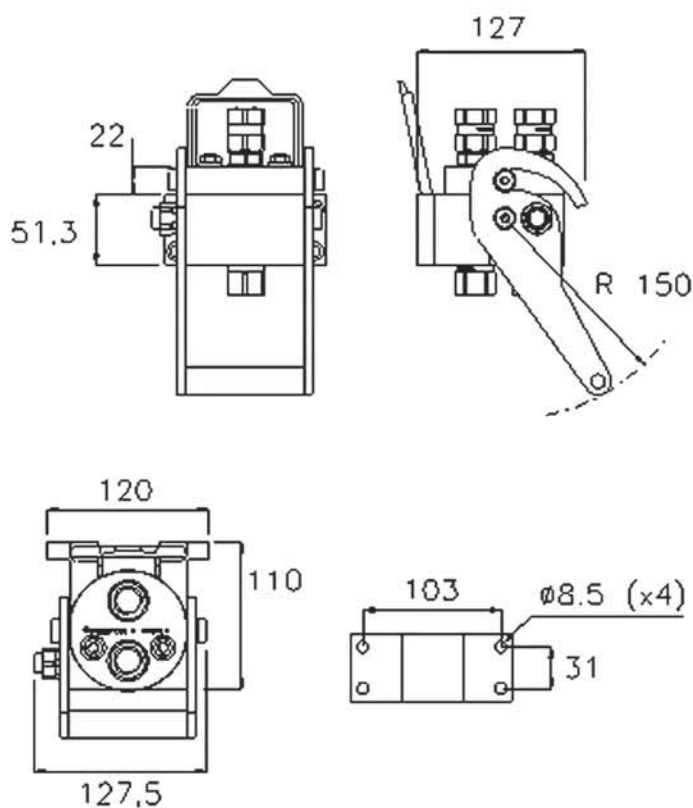


MF P206

MultiFaster 2 lines, size 06.

MultiFaster suitable for 2 lines size 06. Very compact design.

Applications



Technical Specifications

dash	Size		Working Pressure (MPa)	Flow Rate (l/min)	Spillage (ml)	Burst pressure (MPa)		
	mm	inch				Male	Female	Male + Female
06	10	3/8"	25	40	0.008	100	100	100

Material	Aluminium; Steel
Seals	NBR; PUR
Working temperatures	- 25 °C to + 100 °C
Surface treatment	MATE 500 (CrIII); Paint

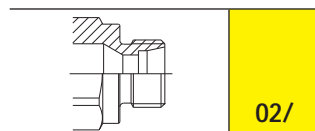
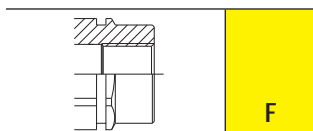
Valve Type	Flat
Connection	Lever
Disconnection	Lever
Connection Under Pressure	Allowed Residual



P206

Size					Thread Type					FIXED
dash	mm	inch	Housing	Number of Couplings	Thread Type	Standard	Thread	Electrical Connector N	Connector Type	Part Number
06	10	3/8"	2	2	02/ METRIC	ISO 8434-1-L	M18x1.5 MALE 12L			2P206-2-2/18F C
06	10	3/8"	2	2	02/ METRIC	ISO 8434-1-L	M22x1.5 MALE 15L			2P206-2-2/22F C
06	10	3/8"	2	2	F BSPP	ISO 1179-1	BSPP 3/8" FEMALE			2P206-2-38G F C
06	10	3/8"	2	2	F BSPP	ISO 1179-1	BSPP 1/2" FEMALE			2P206-2-12G F C

Size					Thread Type					MOBILE
dash	mm	inch	Housing	Number of Couplings	Thread Type	Standard	Thread	Electrical Connector N	Connector Type	Part Number
06	10	3/8"	2	2	F BSPP	ISO 1179-1	BSPP 3/8" FEMALE			3P206-2-38G M C
06	10	3/8"	2	2	F BSPP	ISO 1179-1	BSPP 3/8" FEMALE			3P206-2-12G M C
06	10	3/8"	2	2	02/ METRIC	ISO 8434-1-L	M18x1.5 MALE 12L			2P206-2-2/18M C
06	10	3/8"	2	2	02/ METRIC	ISO 8434-1-L	M22x1.5 MALE 15L			2P206-2-2/22M C
06	10	3/8"	2	2	F BSPP	ISO 1179-1	BSPP 3/8" FEMALE			2P206-2-38G M C
06	10	3/8"	2	2	F BSPP	ISO 1179-1	BSPP 1/2" FEMALE			2P206-2-12G M C



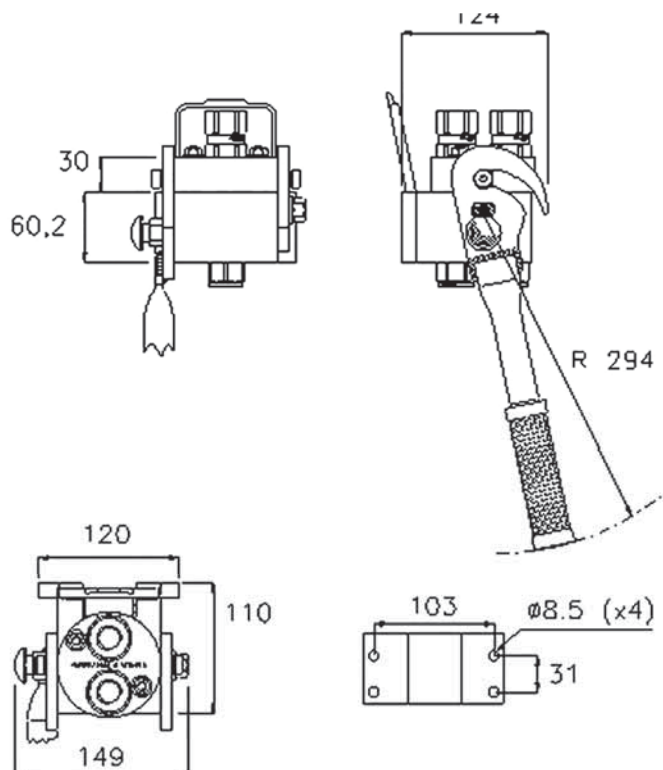


MF P208

MultiFaster 2 lines, size 08.

MultiFaster suitable for 2 lines size 08. Very compact design.

Applications



Technical Specifications

dash	Size		Working Pressure (MPa)	Flow Rate (l/min)	Spillage (ml)	Burst pressure (MPa)		
	mm	inch				Male	Female	Male + Female
08	12.5	1/2"	25	70	0.01	100	100	100

Material	Aluminium; Steel
Seals	NBR; PUR
Working temperatures	- 25 °C to + 100 °C
Surface treatment	MATE 500 (CrIII); Paint

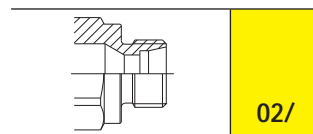
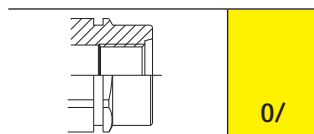
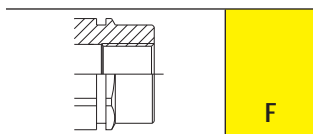
Valve Type	Flat
Connection	Lever
Disconnection	Lever
Connection Under Pressure	Allowed Residual



P208

Size					Thread Type			Electrical Connector		FIXED
dash	mm	inch	Housing	Number of Couplings	Thread Type	Standard	Thread	N	Type	Part Number
08	12.5	1/2"	2	2	O/ SAE	ISO 11926-1	1 - 1/16" - 12 UN FEMALE ORB			2P208-2-34S F C
08	12.5	1/2"	2	2	F BSPP	ISO 1179-1	BSPP 3/4" FEMALE			2P208-2-34G F C
08	12.5	1/2"	2	2	O2/ METRIC	ISO 8434-1-L	M22x1.5 MALE 15L			2P208-2-2/22F C
08	12.5	1/2"	2	2	O/ SAE	ISO 11926-1	3/4" - 16 UNF FEMALE ORB			2P208-2-12S F C
08	12.5	1/2"	2	2	F NPTF	ANSI B1.20.3	NPTF 1/2" FEMALE			2P208-2-12N F C
08	12.5	1/2"	2	2	F BSPP	ISO 1179-1	BSPP 1/2" FEMALE			3P208-2-12G F C
08	12.5	1/2"	2	2	F BSPP	ISO 1179-1	BSPP 1/2" FEMALE			2P208-2-12G F C

Size					Thread Type			Electrical Connector		MOBILE
dash	mm	inch	Housing	Number of Couplings	Thread Type	Standard	Thread	N	Type	Part Number
08	12.5	1/2"	2	2	O/ SAE	ISO 11926-1	1-1/16"-12 UN FEMALE ORB			3P208-2-34S M C
08	12.5	1/2"	2	2	F BSPP	ISO 1179-1	BSPP 1/2" FEMALE			3P208-2-34G M C
08	12.5	1/2"	2	2	O/ SAE	ISO 11926-1	1 - 1/16" - 12 UN FEMALE ORB			2P208-2-34S M C
08	12.5	1/2"	2	2	F BSPP	ISO 1179-1	BSPP 3/4" FEMALE			2P208-2-34G M C
08	12.5	1/2"	2	2	O2/ METRIC	ISO 8434-1-L	M22x1.5 MALE 15L			2P208-2-2/22M C
08	12.5	1/2"	2	2	O/ SAE	ISO 11926-1	3/4" - 16 UNF FEMALE ORB			2P208-2-12S M C
08	12.5	1/2"	2	2	F NPTF	ANSI B1.20.3	NPTF 1/2" FEMALE			2P208-2-12N M C
08	12.5	1/2"	2	2	F BSPP	ISO 1179-1	BSPP 1/2" FEMALE			3P208-2-12G M C
08	12.5	1/2"	2	2	F BSPP	ISO 1179-1	BSPP 1/2" FEMALE			2P208-2-12G M C



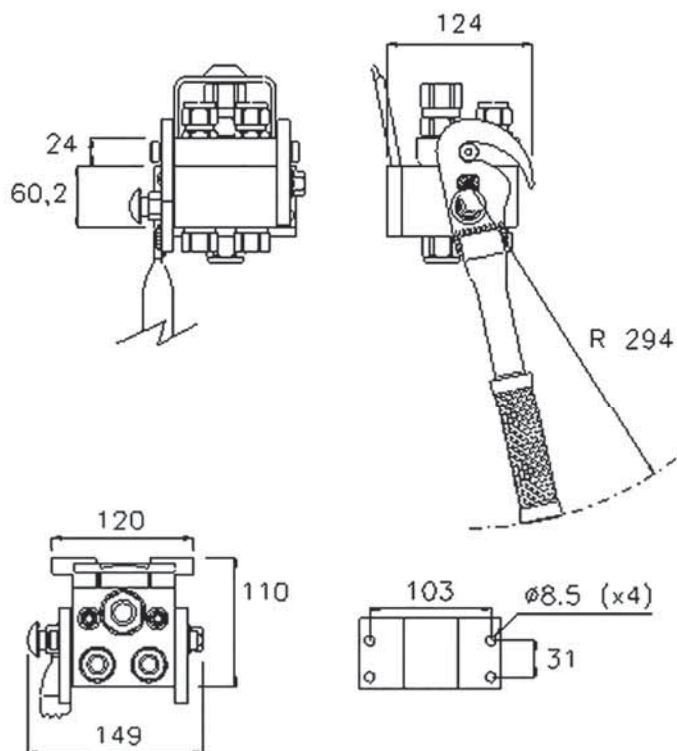


MF P306

MultiFaster 2 lines, size 06, 1 line size 08.

MultiFaster suitable for 2 lines size 06 and 1 line size 08. Possibility to assemble the electrical connector within the 08 size housing.

Applications



Technical Specifications

dash	Size mm	inch	Working Pressure (MPa)	Flow Rate (l/min)	Spillage (ml)	Burst pressure (MPa)		
						Male	Female	Male + Female
06	10	3/8"	25	40	0.008	100	100	100
08	12.5	1/2"	25	70	0.01	100	100	100

Material	Aluminium; Steel
Seals	NBR; PUR
Working temperatures	- 25 °C to + 100 °C
Surface treatment	MATE 500 (CrIII); Paint

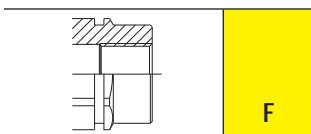
Valve Type	Flat
Connection	Lever
Disconnection	Lever
Connection Under Pressure	Allowed Residual



P306

Size					Thread Type					FIXED
dash	mm	inch	Housing	Number of Couplings	Thread Type	Standard	Thread	Electrical Connector N	Connector Type	Part Number
06	10	3/8"	3	2	F BSPP	ISO 1179-1	BSPP 3/8" FEMALE			2P306-1-2-38GFC
08	12.5	1/2"						1	3 PINS	
06	10	3/8"	3	2	F BSPP	ISO 1179-1	BSPP 1/2" FEMALE			2P306-1-2-12GFC
08	12.5	1/2"						1	3 PINS	

Size					Thread Type					MOBILE
dash	mm	inch	Housing	Number of Couplings	Thread Type	Standard	Thread	Electrical Connector N	Connector Type	Part Number
06	10	3/8"	3	2	F BSPP	ISO 1179-1	BSPP 3/8" FEMALE			2P306-1-2-38GMC
08	12.5	1/2"						1	3 PINS	
06	10	3/8"	3	2	F BSPP	ISO 1179-1	BSPP 1/2" FEMALE			2P306-1-2-12GMC
08	12.5	1/2"						1	3 PINS	

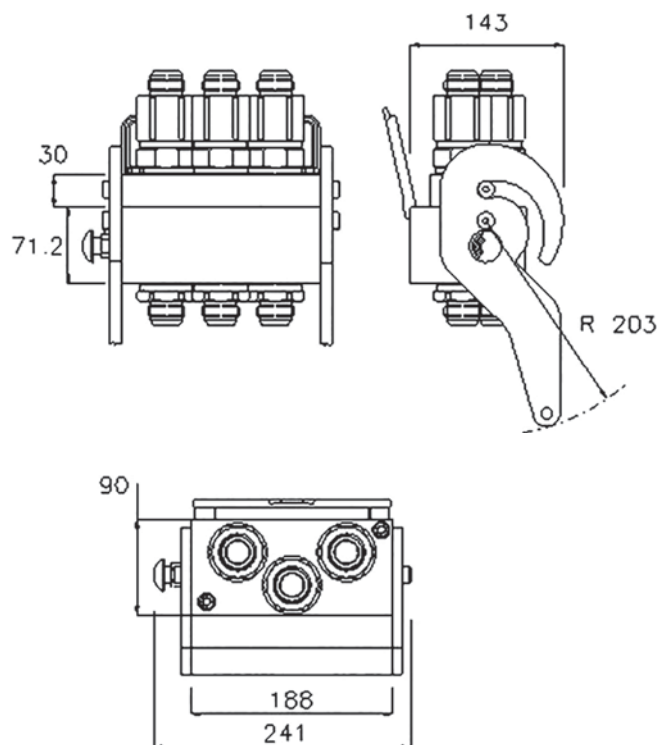




MF P316

MultiFaster 3 lines, size 16.

Applications



Technical Specifications

dash	Size		Working Pressure (MPa)	Flow Rate (l/min)	Spillage (ml)	Burst pressure (MPa)		
	mm	inch				Male	Female	Male + Female
16	25	1"	25	150	0.02	100	100	110

Material	Aluminium; Steel
Seals	NBR; PUR
Working temperatures	- 25 °C to + 100 °C
Surface treatment	MATE 500 (CrIII); Paint

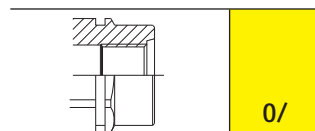
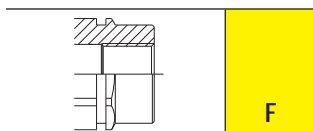
Valve Type	Flat
Connection	Lever
Disconnection	Lever
Connection Under Pressure	Allowed Residual



P316

Size					Thread Type					FIXED
dash	mm	inch	Housing	Number of Couplings	Thread Type	Standard	Thread	Electrical Connector N	Connector Type	Part Number
16	25	1"	3	3	O/ SAE	ISO 11926-1	1-5/16"-12 UN FEMALE ORB			2P316-3-1S F C
16	25	1"	3	3	F BSPP	ISO 1179-1	BSPP 1" FEMALE			2P316-3-1G F C
16	25	1"	3	2	O/ SAE	ISO 11926-1	1-5/16"-12 UN FEMALE ORB			2P316-2-1S F C
16	25	1"	3	2	F BSPP	ISO 1179-1	BSPP 1" FEMALE			2P316-2-1G F C

Size					Thread Type					MOBILE
dash	mm	inch	Housing	Number of Couplings	Thread Type	Standard	Thread	Electrical Connector N	Connector Type	Part Number
16	25	1"	3	3	O/ SAE	ISO 11926-1	1-5/16"-12 UN FEMALE ORB			3P316-3-1S M C
16	25	1"	3	3	F BSPP	ISO 1179-1	BSPP 1" FEMALE			3P316-3-1G M C
16	25	1"	3	2	O/ SAE	ISO 11926-1	1-5/16"-12 UN FEMALE ORB			3P316-2-1S M C
16	25	1"	3	2	F BSPP	ISO 1179-1	BSPP 1" FEMALE			3P316-2-1G M C

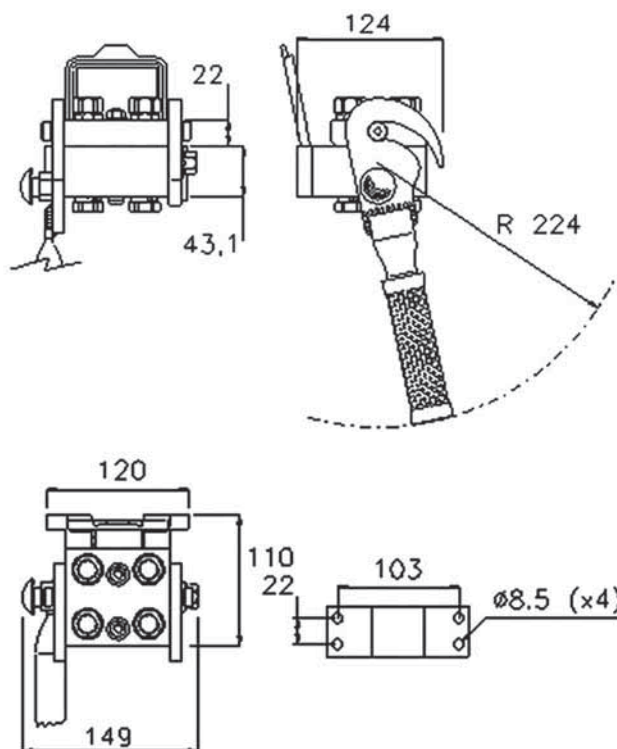




MF P404

MultiFaster 4 lines, size 04.

Applications



Technical Specifications

dash	Size		Working Pressure (MPa)	Flow Rate (l/min)	Spillage (ml)	Burst pressure (MPa)		
	mm	inch				Male	Female	Male + Female
04	6.3	1/4"	25	20	0.008	100	100	100

Material	Aluminium; Steel
Seals	NBR; PUR
Working temperatures	- 25 °C to + 100 °C
Surface treatment	MATE 500 (CrIII); Paint

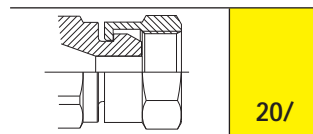
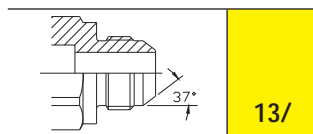
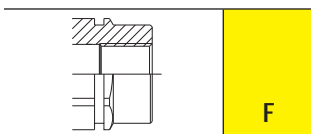
Valve Type	Flat
Connection	Lever
Disconnection	Lever
Connection Under Pressure	Allowed Residual



P404

Size					Thread Type					FIXED
dash	mm	inch	Housing	Number of Couplings	Thread Type	Standard	Thread	Electrical Connector N	Type	Part Number
04	6.3	1/4"	4	4	F BSPP	ISO 1179-1	BSPP 1/4" FEMALE			2P404-4-14G F C
04	6.3	1/4"	4	3	13/ SAE	ISO 8434-2	1/2"-20 UNF MALE JIC			2P404-3-A F C

Size					Thread Type					MOBILE
dash	mm	inch	Housing	Number of Couplings	Thread Type	Standard	Thread	Electrical Connector N	Type	Part Number
04	6.3	1/4"	4	4	F BSPP	ISO 1179-1	BSPP 1/4" FEMALE			2P404-4-14G M C
04	6.3	1/4"	4	3	20/ BSPP	ISO 8434-6	"BSPP 1/2"" FEMALE SWIVEL NUT			2P404-3-A M C

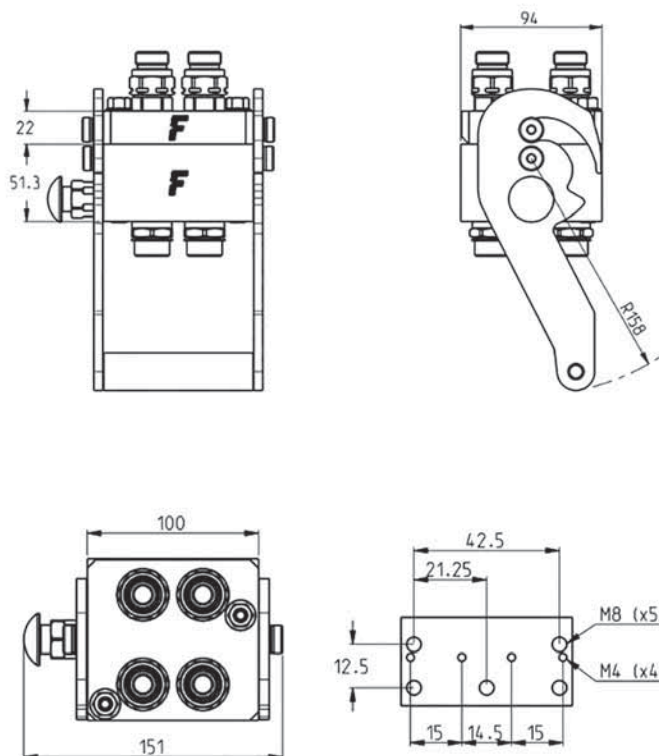




MF P406A

MultiFaster 4 lines, size 06.

Applications



Technical Specifications

dash	Size		Working Pressure (MPa)	Flow Rate (l/min)	Spillage (ml)	Burst pressure (MPa)		
	mm	inch				Male	Female	Male + Female
06	10	3/8"	25	40	0.008	100	100	110

Material	Aluminium; Steel
Seals	NBR; PUR
Working temperatures	- 25 °C to + 100 °C
Surface treatment	MATE 500 (CrIII); Paint

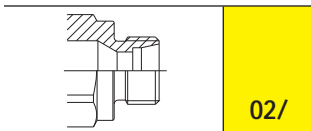
Valve Type	Flat
Connection	Lever
Disconnection	Lever
Connection Under Pressure	Allowed Residual



P406A

Size					Thread Type					FIXED
dash	mm	inch	Housing	Number of Couplings	Thread Type	Standard	Thread	Electrical Connector N	Connector Type	Part Number
06	10	3/8"	4	4	02/ METRIC	ISO 8434-1-L	M18x1.5 MALE 12L			2P406A-4-2/18FC

Size					Thread Type					MOBILE
dash	mm	inch	Housing	Number of Couplings	Thread Type	Standard	Thread	Electrical Connector N	Connector Type	Part Number
06	10	3/8"	4	4	02/ METRIC	ISO 8434-1-L	M18x1,5 MALE 12L			2P406A-4-2/18MC

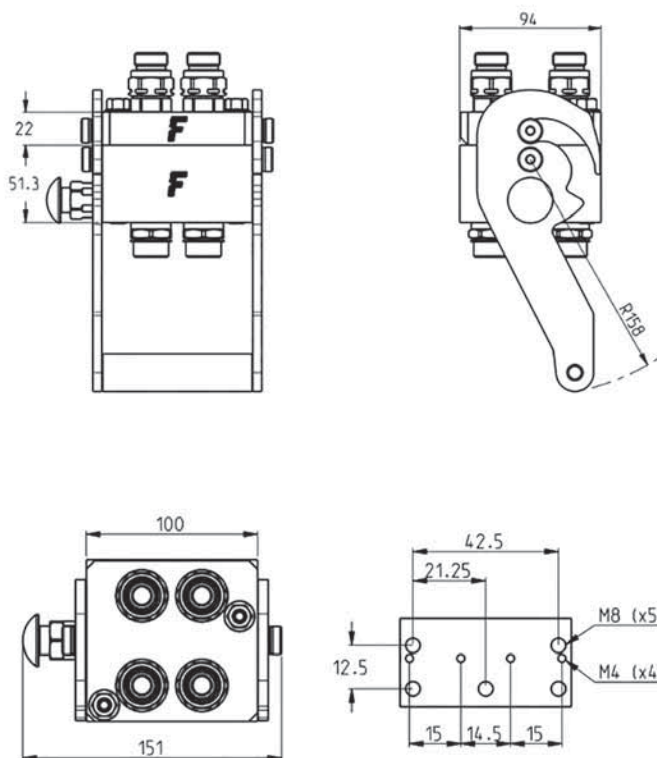




MF P412

MultiFaster 4 lines, size 12.

Applications



Technical Specifications

dash	Size		Working Pressure (MPa)	Flow Rate (l/min)	Spillage (ml)	Burst pressure (MPa)		
	mm	inch				Male	Female	Male + Female
12	20	3/4"	25	105	0.02	100	100	110

Material	Aluminium; Steel
Seals	NBR; PUR
Working temperatures	- 25 °C to + 100 °C
Surface treatment	MATE 500 (CrIII); Paint

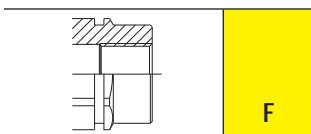
Valve Type	Flat
Connection	Lever
Disconnection	Lever
Connection Under Pressure	Allowed Residual



P412

Size					Thread Type					FIXED
dash	mm	inch	Housing	Number of Couplings	Thread Type	Standard	Thread	Electrical Connector N	Electrical Connector Type	Part Number
12	20	3/4"	4	4	F BSPP	ISO 1179-1	BSPP 3/4" FEMALE			3P412-4-34G F C

Size					Thread Type					MOBILE
dash	mm	inch	Housing	Number of Couplings	Thread Type	Standard	Thread	Electrical Connector N	Electrical Connector Type	Part Number
12	20	3/4"	4	4	F BSPP	ISO 1179-1	BSPP 3/4" FEMALE			3P412-4-34G M C

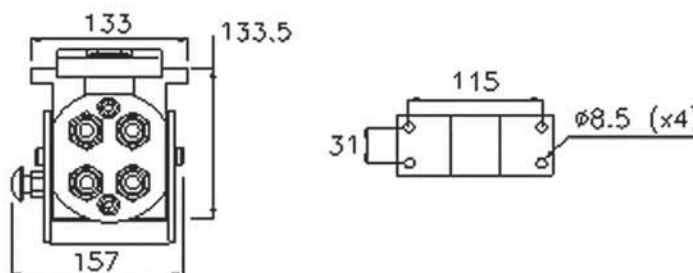
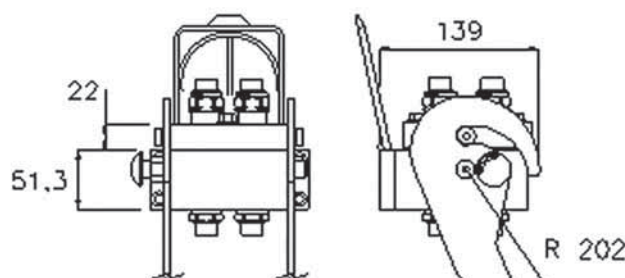




MF P506

MultiFaster 4 lines, size 06.

Applications



Technical Specifications

dash	Size		Working Pressure (MPa)	Flow Rate (l/min)	Spillage (ml)	Burst pressure (MPa)		
	mm	inch				Male	Female	Male + Female
06	10	3/8"	25	40	0.008	100	100	100

Material	Aluminium; Steel
Seals	NBR; PUR
Working temperatures	- 25 °C to + 100 °C
Surface treatment	MATE 500 (CrIII); Paint

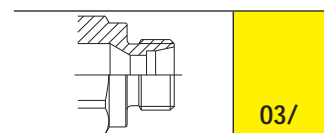
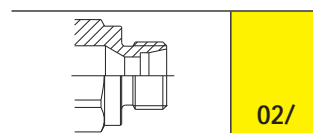
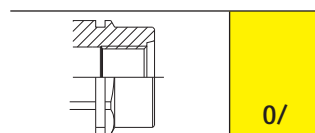
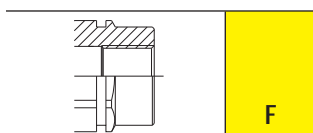
Valve Type	Flat
Connection	Lever
Disconnection	Lever
Connection Under Pressure	Allowed Residual



P506

Size					Thread Type			Electrical Connector		FIXED
dash	mm	inch	Housing	Number of Couplings	Thread Type	Standard	Thread	N	Type	Part Number
06	10	3/8"	4	4	03/ METRIC	ISO 8434-1-S	M20x1.5 MALE 12S			2P506-4-3/20F C
06	10	3/8"	4	4	02/ METRIC	ISO 8434-1-L	M18x1.5 MALE 12L			2P506-4-2/18F C
06	10	3/8"	4	3	F BSPP	ISO 1179-1	BSPP 3/8" FEMALE			2P506-3-38G F C
06	10	3/8"	4	4	02/ METRIC	ISO 8434-1-L	M22x1.5 MALE 15L			2P506-4-2/22F C
06	10	3/8"	4	4	F BSPP	ISO 1179-1	BSPP 3/8" FEMALE			2P506-4-38G F C
06	10	3/8"	4	4	F BSPP	ISO 1179-1	BSPP 1/2" FEMALE			2P506-4-12G F C

Size					Thread Type			Electrical Connector		MOBILE
dash	mm	inch	Housing	Number of Couplings	Thread Type	Standard	Thread	N	Type	Part Number
06	10	3/8"	4	4	03/ METRIC	ISO 8434-1-S	M20x1.5 MALE 12S			3P506-4-3/20M C
06	10	3/8"	4	4	0/ SAE	ISO 11926-1	3/4" - 16 UNF FEMALE ORB			3P506-4-12S M C
06	10	3/8"	4	4	F BSPP	ISO 1179-1	BSPP 1/2" FEMALE			3P506-4-12G M C
06	10	3/8"	4	4	F NPTF	ANSI B1.20.3	NPTF 3/8" FEMALE			2P506-4-38N M C
06	10	3/8"	4	4	02/ METRIC	ISO 8434-1-L	M18x1,5 MALE 12L			2P506-4-2/18M C
06	10	3/8"	4	3	F BSPP	ISO 1179-1	BSPP 3/8" FEMALE			2P506-3-38G M C
06	10	3/8"	4	4	F BSPP	ISO 1179-1	BSPP 3/8" FEMALE			3P506-4-38G M C
06	10	3/8"	4	4	F BSPP	ISO 1179-1	BSPP 3/8" FEMALE			2P506-4-38G M C
06	10	3/8"	4	4	02/ METRIC	ISO 8434-1-L	M22x1,5 MALE 15L			2P506-4-2/22M C
06	10	3/8"	4	4	F BSPP	ISO 1179-1	BSPP 1/2" FEMALE			2P506-4-12G M C

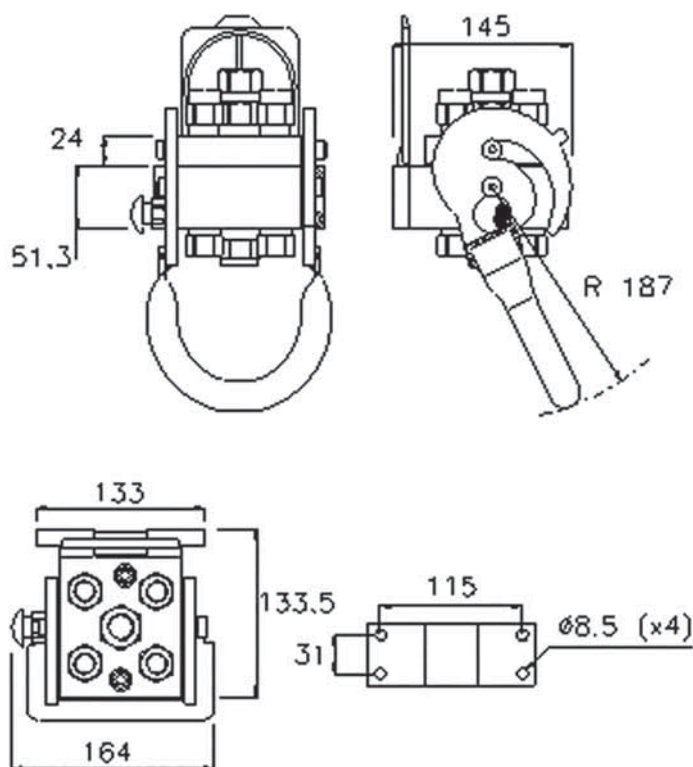




MF P506-x

MultiFaster 5 lines (4 lines 06 and 1 line 08).
The line 08 can be replaced by an electrical connector.

Applications



Technical Specifications

dash	Size		Working Pressure (MPa)	Flow Rate (l/min)	Spillage (ml)	Burst pressure (MPa)		
	mm	inch				Male	Female	Male + Female
06	10	3/8"	25	40	0.008	100	100	100
08	12.5	1/2"	25	70	0.01	100	100	100

Material	Aluminium; Steel
Seals	NBR; PUR
Working temperatures	- 25 °C to + 100 °C
Surface treatment	MATE 500 (CrIII); Paint

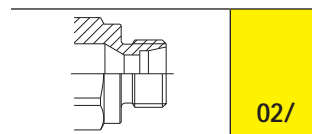
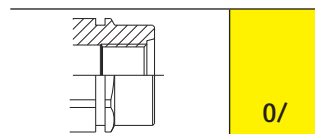
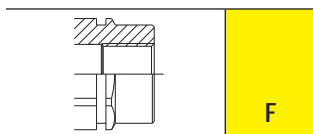
Valve Type	Flat
Connection	Lever
Disconnection	Lever
Connection Under Pressure	Allowed Residual



P506-x

Size					Thread Type					FIXED
dash	mm	inch	Housing	Number of Couplings	Thread Type	Standard	Thread	Electrical N	Connector Type	Part Number
06	10	3/8"	5	4	F BSPP	ISO 1179-1	BSPP 3/8" FEMALE			2P506-A-4-38GFC
08	12.5	1/2"						1	7 PINS	
06	10	3/8"	5	4	F BSPP	ISO 1179-1	BSPP 3/8" FEMALE			2P506-1-4-38GFC
08	12.5	1/2"						1	3 PINS	
06	10	3/8"	5	4	F BSPP	ISO 1179-1	BSPP 3/8" FEMALE			2P506-0-5-S0 FC
08	12.5	1/2"			1	F BSPP	ISO 1179-1	BSPP 1/2" FEMALE		
06	10	3/8"	5	4	F BSPP	ISO 1179-1	BSPP 3/8" FEMALE			2P506-0-4-D F C
06	10	3/8"			4	O2/ METRIC	ISO 8434-1-L	M22x1.5 MALE 15L		
08	12.5	1/2"						1	7 PINS	2P506-A-4-2/2FC
06	10	3/8"	5	4	O2/ METRIC	ISO 8434-1-L	M22x1.5 MALE 15L			2P506-0-5-S4 FC
08	12.5	1/2"			1	O2/ METRIC	ISO 8434-1-L	M22x1.5 MALE 15L		
06	10	3/8"	5	4	F BSPP	ISO 1179-1	BSPP 1/2" FEMALE			2P506-1-4-12GFC
08	12.5	1/2"						1	3 PINS	
06	10	3/8"	5	4	O2/ METRIC	ISO 8434-1-L	M22x1.5 MALE 15L			2P506-1-4-2/2FC
08	12.5	1/2"						1	3 PINS	

Size					Thread Type					MOBILE
dash	mm	inch	Housing	Number of Couplings	Thread Type	Standard	Thread	Electrical N	Connector Type	Part Number
06	10	3/8"	5	4	F BSPP	ISO 1179-1	BSPP 3/8" FEMALE			3P506-A-4-38GMC
08	12.5	1/2"			1			1	7 PINS	
06	10	3/8"	5	4	F BSPP	ISO 1179-1	BSPP 3/8" FEMALE			2P506-A-4-38GMC
08	12.5	1/2"						1	7 PINS	
06	10	3/8"	5	4	F BSPP	ISO 1179-1	BSPP 3/8" FEMALE			2P506-1-4-38GMC
08	12.5	1/2"						1	3 PINS	
06	10	3/8"	5	4	F BSPP	ISO 1179-1	BSPP 3/8" FEMALE			2P506-0-5-S0 MC
08	12.5	1/2"			1	F BSPP	ISO 1179-1	BSPP 1/2" FEMALE		
06	10	3/8"	5	3	O/ BSPP	BS 5380	3/8 BSP FEMALE ORB			2P506-0-5-A M C
06	10	3/8"			1	O2/ METRIC	ISO 8434-1-L	M22x1.5 MALE 15L		
08	12.5	1/2"		1	O2/ METRIC	ISO 8434-1-L	M22x1.5 MALE 15L			
06	10	3/8"	5	4	O2/ METRIC	ISO 8434-1-L	M22x1.5 MALE 15L			2P506-0-4-2/2MC
06	10	3/8"	5	4	O2/ METRIC	ISO 8434-1-L	M22x1.5 MALE 15L			2P506-A-4-2/2MC
08	12.5	1/2"						1	7 PINS	
06	10	3/8"	5	4	F BSPP	ISO 1179-1	BSPP 1/2" FEMALE			2P506-1-4-12GMC
08	12.5	1/2"						1	3 PINS	
06	10	3/8"	5	4	O2/ METRIC	ISO 8434-1-L	M22x1.5 MALE 15L			2P506-0-5-S4 MC
08	12.5	1/2"			1	O2/ METRIC	ISO 8434-1-L	M22x1.5 MALE 15L		
06	10	3/8"	5	4	O2/ METRIC	ISO 8434-1-L	M22x1.5 MALE 15L			2P506-1-4-2/2MC
08	12.5	1/2"						1	3 PINS	

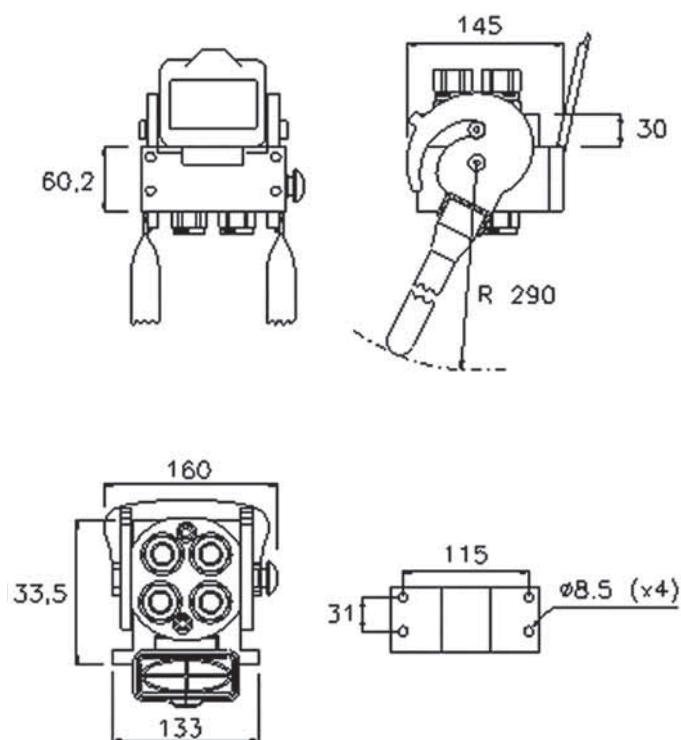




MF P508

MultiFaster 4 lines, size 08.

Applications



Technical Specifications

dash	Size		Working Pressure (MPa)	Flow Rate (l/min)	Spillage (ml)	Burst pressure (MPa)		
	mm	inch				Male	Female	Male + Female
08	12.5	1/2"	25	70	0.01	100	100	100

Material	Aluminium; Steel
Seals	NBR; PUR
Working temperatures	- 25 °C to + 100 °C
Surface treatment	MATE 500 (CrIII); Paint

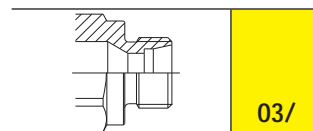
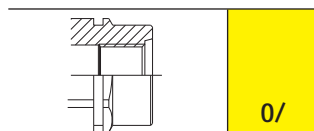
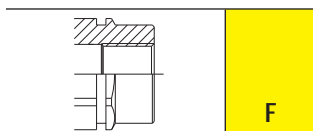
Valve Type	Flat
Connection	Lever
Disconnection	Lever
Connection Under Pressure	Allowed Residual



P508

Size					Thread Type					FIXED
dash	mm	inch	Housing	Number of Couplings	Thread Type	Standard	Thread	Electrical Connector N	Connector Type	Part Number
04	6.3	1/4"	4	1	F BSPP	ISO 1179-1	BSPP 1/2" FEMALE			2P508-A-2-B FC
08	12.5	1/2"		1	F BSPP	ISO 1179-1	BSPP 1/4" FEMALE			
08	12.5	1/2"						1	7 PINS	
08	12.5	1/2"	4	4	F BSPP	ISO 1179-1	BSPP 1/2" FEMALE			2P508-4-F F C*
08	12.5	1/2"	4	4	O/ SAE	ISO 11926-1	1 - 1/16" - 12 UN FEMALE ORB			2P508-4-34S F C
08	12.5	1/2"	4	4	O3/ METRIC	ISO 8434-1-S	M24x1.5 MALE 16S			2P508-4-3/24F C
08	12.5	1/2"	4	4	O/ SAE	ISO 11926-1	3/4" - 16 UNF FEMALE ORB			2P508-4-12S F C
08	12.5	1/2"	4	4	F NPTF	ANSI B1.20.4	NPTF 1/2" FEMALE			2P508-4-12N F C
08	12.5	1/2"	4	3	O/ SAE	ISO 11926-1	3/4" - 16 UNF FEMALE ORB			2P508-3-12S F C
08	12.5	1/2"	4	2	F BSPP	ISO 1179-1	BSPP 1/2" FEMALE			2P508-2-2-12GFC
08	12.5	1/2"						2	3 PINS	
08	12.5	1/2"	4	3	F BSPP	ISO 1179-1	BSPP 1/2" FEMALE			2P508-1-3-12GFC
08	12.5	1/2"						1	3 PINS	
08	12.5	1/2"	4	3	F BSPP	ISO 1179-1	BSPP 1/2" FEMALE			3P508-3-12GFATC
08	12.5	1/2"	4	4	F BSPP	ISO 1179-1	BSPP 1/2" FEMALE			3P508-4-12G F C
08	12.5	1/2"	4	4	F BSPP	ISO 1179-1	BSPP 1/2" FEMALE			2P508-4-12G F C

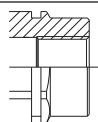
* 1 coupling in stainless steel with seals in FKM. 3 couplings in steel with seals in NBR - PUR.



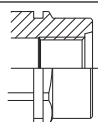
P508

Size					Thread Type					MOBILE
dash	mm	inch	Housing	Number of Couplings	Thread Type	Standard	Thread	Electrical Connector N	Connector Type	Part Number
08	12.5	1/2"	4	4	71/ BSPP	JIS B 2351-1	BSPP 1/2" FEMALE ORB			3P508-4-71/12G M C
08	12.5	1/2"	4	4	F BSPP	ISO 1179-1	BSPP 1/2" FEMALE			3P508-4-F M C*
08	12.5	1/2"	4	4	03/ METRIC	ISO 8434-1-S	M24x1.5 MALE 16S			3P508-4-3/24M C
08	12.5	1/2"	4	4	0/ SAE	ISO 11926-1	3/4" - 16 UNF FEMALE ORB			3P508-4-12S M C
08	12.5	1/2"	4	3	F BSPP	ISO 1179-1	BSPP 1/2" FEMALE			3P508-3-12GMATC
08	12.5	1/2"	4	2	F BSPP	ISO 1179-1	BSPP 1/2" FEMALE			3P508-2-12G M C
08	12.5	1/2"	4	3	F BSPP	ISO 1179-1	BSPP 1/2" FEMALE			3P508-1-3-12GMC
08	12.5	1/2"						1	3 PINS	
08	12.5	1/2"	4	4	0/ SAE	ISO 11926-1	1 - 1/16" - 12 UN FEMALE ORB			2P508-4-34S M C
08	12.5	1/2"	4	4	03/ METRIC	ISO 8434-1-S	M24x1.5 MALE 16S			2P508-4-3/24M C
08	12.5	1/2"	4	4	0/ SAE	ISO 11926-1	3/4" - 16 UNF FEMALE ORB			2P508-4-12S M C
08	12.5	1/2"	4	4	F NPTF	ANSI B1.20.3	NPTF 1/2" FEMALE			2P508-4-12N M C
08	12.5	1/2"	4	3	0/ SAE	ISO 11926-1	3/4" - 16 UNF FEMALE ORB			2P508-3-12S M C
08	12.5	1/2"	4	2	0/ SAE	ISO 11926-1	3/4"-16 UNF FEMALE ORB			2P508-1-2-12SMC
08	12.5	1/2"						1	3 PINS	
08	12.5	1/2"	4	2	0/ SAE	ISO 11926-1	3/4"-16 UNF FEMALE ORB			2P508-1-2-12SFC
08	12.5	1/2"						1	3 PINS	
08	12.5	1/2"	4	2	F BSPP	ISO 1179-1	BSPP 1/2" FEMALE			2P508-1-2-12GMC
08	12.5	1/2"						1	3 PINS	
08	12.5	1/2"	4	2	F BSPP	ISO 1179-1	BSPP 1/2" FEMALE			3P508-2-12G MHY
08	12.5	1/2"	4	4	F BSPP	ISO 1179-1	BSPP 1/2" FEMALE			2P508-4-12G M C
08	12.5	1/2"	4	4	F BSPP	ISO 1179-1	BSPP 1/2" FEMALE			3P508-4-12G M C

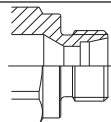
* 1 coupling in stainless steel with seals in FKM. 3 couplings in steel with seals in NBR - PUR.



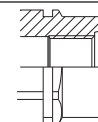
F



0/



03/



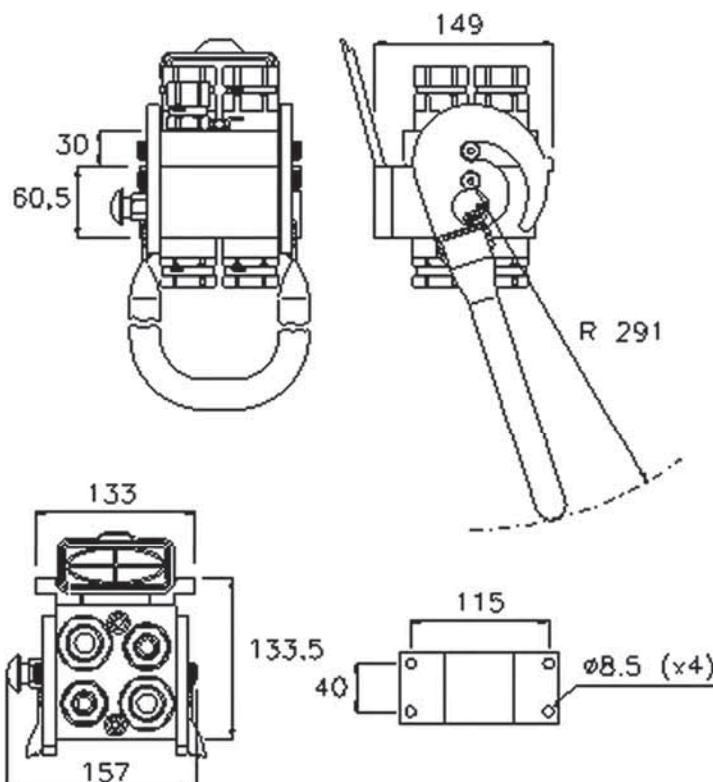
71/



MF P510

MultiFaster 4 lines, 2 lines size 08, 2 lines size 12.

Applications



Technical Specifications

dash	Size		Working Pressure (MPa)	Flow Rate (l/min)	Spillage (ml)	Burst pressure (MPa)		
	mm	inch				Male	Female	Male + Female
08	12.5	1/2"	25	70	0.01	100	100	100
12	20	3/4"	25	105	0.02	100	100	100

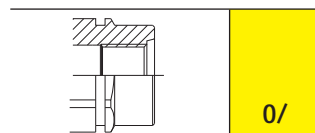
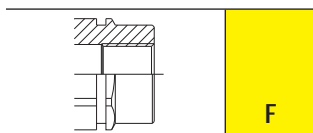
Material	Aluminium; Steel
Seals	NBR; PUR
Working temperatures	- 25 °C to + 100 °C
Surface treatment	MATE 500 (CrIII); Paint

Valve Type	Flat
Connection	Lever
Disconnection	Lever
Connection Under Pressure	Allowed Residual



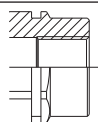
P510

Size					Thread Type					FIXED
dash	mm	inch	Housing	Number of Couplings	Thread Type	Standard	Thread	Electrical Connector N	Connector Type	Part Number
08	12.5	1/2"	4	2	F BSPP	ISO 1179-1	BSPP 1/2" FEMALE			3P510-4-A F C
12	20	3/4"		2	F BSPP	ISO 1179-1	BSPP 3/4" FEMALE			
08	12.5	1/2"	4	1	F BSPP	ISO 1179-1	BSPP 1/2" FEMALE			3P510-3-A F C
12	20	3/4"		2	F BSPP	ISO 1179-1	BSPP 3/4" FEMALE			
08	12.5	1/2"	4	1	F BSPP	ISO 1179-1	BSPP 1/2" FEMALE			3P510-2-E F C
12	20	3/4"		1	F BSPP	ISO 1179-1	BSPP 3/4" FEMALE			
08	12.5	1/2"	4					1	3 PINS	3P510-1A-2-A F C
08	12.5	1/2"						1	7 PINS	
12	20	3/4"		1	F BSPP	ISO 1179-1	BSPP 1/2" FEMALE			
12	20	3/4"		1	F BSPP	ISO 1179-1	BSPP 3/4" FEMALE			
08	12.5	1/2"	4	1	F BSPP	ISO 1179-1	BSPP 1/2" FEMALE			3P510-1-3-A F C
08	12.5	1/2"						1	3 PINS	
12	20	3/4"		2	F BSPP	ISO 1179-1	BSPP 3/4" FEMALE			
08	12.5	1/2"	4	2	O/ SAE	ISO 11926-1	1 - 1/16" - 12 UN FEMALE ORB			2P510-4-N F C
12	20	3/4"		2	O/ SAE	ISO 11926-1	3/4" - 16 UNF FEMALE ORB			
08	12.5	1/2"	4	1	F BSPP	ISO 1179-1	BSPP 1/2" FEMALE			2P510-3-A F C
12	20	3/4"		2	F BSPP	ISO 1179-1	BSPP 3/4" FEMALE			
08	12.5	1/2"	4	1	F BSPP	ISO 1179-1	BSPP 1/2" FEMALE			2P510-2-A F C
12	20	3/4"		1	F BSPP	ISO 1179-1	BSPP 3/4" FEMALE			
12	20	3/4"	4	2	O/ SAE	ISO 11926-1	1 - 1/16" - 12 UN FEMALE ORB			2P510-2-34S F C
08	12.5	1/2"	4	1	O/ SAE	ISO 11926-1	1 - 1/16" - 12 UN FEMALE ORB			2P510-1-3-I F C
08	12.5	1/2"						1	3 PINS	
12	20	3/4"		2	O/ SAE	ISO 11926-1	3/4" - 16 UNF FEMALE ORB			
08	12.5	1/2"	4	1	F BSPP	ISO 1179-1	BSPP 1/2" FEMALE			2P510-1-3-A1 F C
08	12.5	1/2"						1	3 PINS	
12	20	3/4"		2	F BSPP	ISO 1179-1	BSPP 3/4" FEMALE			
08	12.5	1/2"	4					1	3 PINS	2P510-1-2-34SFC
12	20	3/4"		2	O/ SAE	ISO 11926-1	1 - 1/16" - 12 UN FEMALE ORB			
12	20	3/4"	4	2	F BSPP	ISO 1179-1	BSPP 3/4" FEMALE			3P510-2-34G F C
12	20	3/4"	4	2	F BSPP	ISO 1179-1	BSPP 3/4" FEMALE			2P510-2-34G F C
08	12.5	1/2"	4	2	F BSPP	ISO 1179-1	BSPP 1/2" FEMALE			2P510-4-A F C
12	20	3/4"		2	F BSPP	ISO 1179-1	BSPP 3/4" FEMALE			

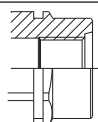


P510

Size					Thread Type					MOBILE
dash	mm	inch	Housing	Number of Couplings	Thread Type	Standard	Thread	Electrical N	Connector Type	Part Number
08	12.5	1/2"	4	1	F BSPP	ISO 1179-1	BSPP 1/2" FEMALE			3P510-3-A M C
12	20	3/4"		2	F BSPP	ISO 1179-1	BSPP 3/4" FEMALE			
08	12.5	1/2"	4	1	F BSPP	ISO 1179-1	BSPP 1/2" FEMALE			3P510-2-E M C
12	20	3/4"		1	F BSPP	ISO 1179-1	BSPP 3/4" FEMALE			
12	20	3/4"	4	2	O/ SAE	ISO 11926-1	1-1/16"-12 UN FEMALE ORB			3P510-2-34S M C
08	12.5	1/2"	4					1	3 PINS	3P510-1A-2-A M C
08	12.5	1/2"						1	7 PINS	
12	20	3/4"		1	F BSPP	ISO 1179-1	BSPP 1/2" FEMALE			
12	20	3/4"		1	F BSPP	ISO 1179-1	BSPP 3/4" FEMALE			
08	12.5	1/2"	4	1	F BSPP	ISO 1179-1	BSPP 1/2" FEMALE			3P510-1-3-A M C
08	12.5	1/2"						1	3 PINS	
12	20	3/4"		2	F BSPP	ISO 1179-1	BSPP 3/4" FEMALE			
08	12.5	1/2"	4	2	O/ SAE	ISO 11926-1	1 - 1/16" - 12 UN FEMALE ORB			2P510-4-N M C
12	20	3/4"		2	O/ SAE	ISO 11926-1	3/4" - 16 UNF FEMALE ORB			
08	12.5	1/2"	4	1	F BSPP	ISO 1179-1	BSPP 1/2" FEMALE			2P510-3-A M C
12	20	3/4"		2	F BSPP	ISO 1179-1	BSPP 3/4" FEMALE			
08	12.5	1/2"	4	1	F BSPP	ISO 1179-1	BSPP 1/2" FEMALE			2P510-2-A M C
12	20	3/4"		1	F BSPP	ISO 1179-1	BSPP 3/4" FEMALE			
12	20	3/4"	4	2	O/ SAE	ISO 11926-1	1 - 1/16" - 12 UN FEMALE ORB			2P510-2-34S M C
08	12.5	1/2"	4	1	O/ SAE	ISO 11926-1	1 - 1/16" - 12 UN FEMALE ORB			2P510-1-3-I M C
08	12.5	1/2"						1	3 PINS	
12	20	3/4"		2	O/ SAE	ISO 11926-1	3/4" - 16 UNF FEMALE ORB			
08	12.5	1/2"	4	1	F BSPP	ISO 1179-1	BSPP 1/2" FEMALE			2P510-1-3-A1 M C
08	12.5	1/2"						1	3 PINS	
12	20	3/4"		2	F BSPP	ISO 1179-1	BSPP 3/4" FEMALE			
08	12.5	1/2"	4	2	F BSPP	ISO 1179-1	BSPP 1/2" FEMALE			3P510-4-A M C
12	20	3/4"		2	F BSPP	ISO 1179-1	BSPP 3/4" FEMALE			
12	20	3/4"	4	2	F BSPP	ISO 1179-1	BSPP 3/4" FEMALE			2P510-2-34G M C
12	20	3/4"	4	2	F BSPP	ISO 1179-1	BSPP 3/4" FEMALE			3P510-2-34G M C
08	12.5	1/2"	4	2	F BSPP	ISO 1179-1	BSPP 1/2" FEMALE			2P510-4-A M C
12	20	3/4"		2	F BSPP	ISO 1179-1	BSPP 3/4" FEMALE			



F



O/

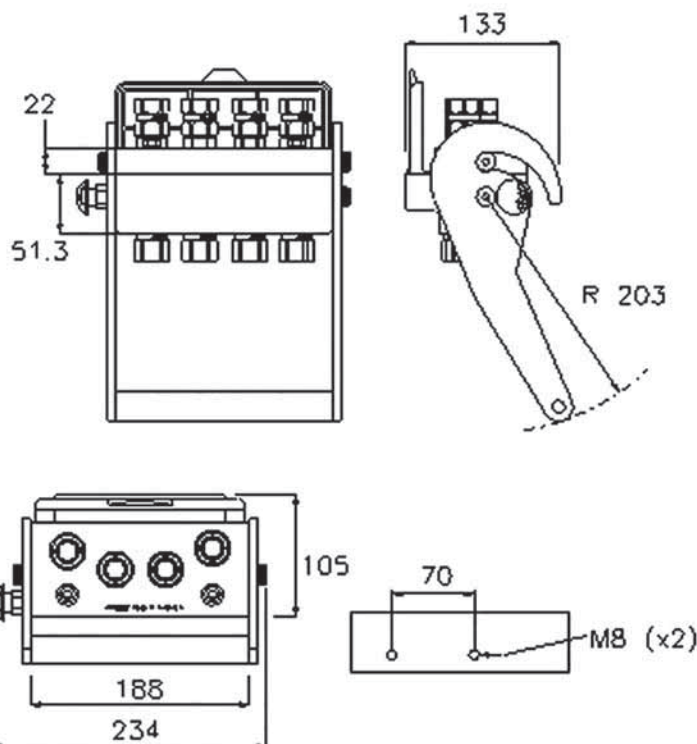


MF PS06

MultiFaster 4 lines, size 06.

MultiFaster suitable for 4 hydraulic lines size 06.

Applications



Technical Specifications

dash	Size		Working Pressure (MPa)	Flow Rate (l/min)	Spillage (ml)	Burst pressure (MPa)		
	mm	inch				Male	Female	Male + Female
06	10	3/8"	25	40	0.008	100	100	100

Material	Aluminium; Steel
Seals	NBR; PUR
Working temperatures	- 25 °C to + 100 °C
Surface treatment	MATE 500 (CrIII); Paint

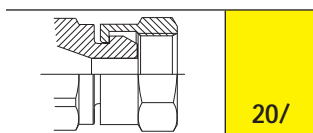
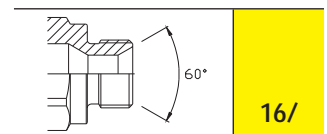
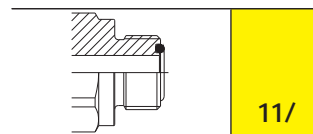
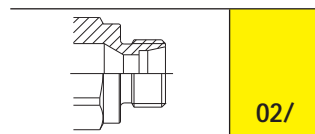
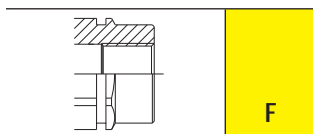
Valve Type	Flat
Connection	Lever
Disconnection	Lever
Connection Under Pressure	Allowed Residual



PS06

Size					Thread Type					FIXED
dash	mm	inch	Housing	Number of Couplings	Thread Type	Standard	Thread	Electrical Connector N	Connector Type	Part Number
06	10	3/8"	4	4	11/ SAE	ISO 8434-3	13/16"-16 UN MALE ORFS			2PS06B-4-B F C
06	10	3/8"	4	4	02/ METRIC	ISO 8434-1-L	M22x1.5 MALE 15L			2PS06B-4-2/2F C
06	10	3/8"	4	4	02/ METRIC	ISO 8434-1-L	M22x1.5 MALE 15L			2PS06B-4-2/22FC
06	10	3/8"	4	4	11/ SAE	ISO 8434-3	13/16"-16 UN MALE ORFS			2PS06A-4-B F C
06	10	3/8"	4	4	F BSPP	ISO 1179-1	BSPP 3/8" FEMALE			2PS06-4-38G F C
06	10	3/8"	4	4	F BSPP	ISO 1179-1	BSPP 1/2" FEMALE			2PS06-4-12G F C
06	10	3/8"	4	4	02/ METRIC	ISO 8434-1-L	M22x1.5 MALE 15L			2PS06-4-2/22F C

Size					Thread Type					MOBILE
dash	mm	inch	Housing	Number of Couplings	Thread Type	Standard	Thread	Electrical Connector N	Connector Type	Part Number
06	10	3/8"	4	4	F BSPP	ISO 1179-1	BSPP 3/8" FEMALE			2PS06-4-38G M C
06	10	3/8"	4	4	20/ BSPP	ISO 8434-6	BSPP 1/2" FEMALE SWIVEL NUT			2PS06-4-20/12MC
06	10	3/8"	4	4	16/ BSPP	ISO 1179-1	BSPP 3/8" FEMALE			2PS06-4-16/3GMC
06	10	3/8"	4	4	11/ SAE	ISO 8434-3	13/16"-16 UN MALE ORFS			2PS06-4-11/FSMC
06	10	3/8"	4	2	02/ METRIC	ISO 8434-1-L	M22x1,5 MALE 15L			2PS06-2-2/22M C
06	10	3/8"	4	4	F BSPP	ISO 1179-1	BSPP 1/2" FEMALE			2PS06-4-12G M C
06	10	3/8"	4	4	02/ METRIC	ISO 8434-1-L	M22x1,5 MALE 15L			2PS06-4-2/22M C



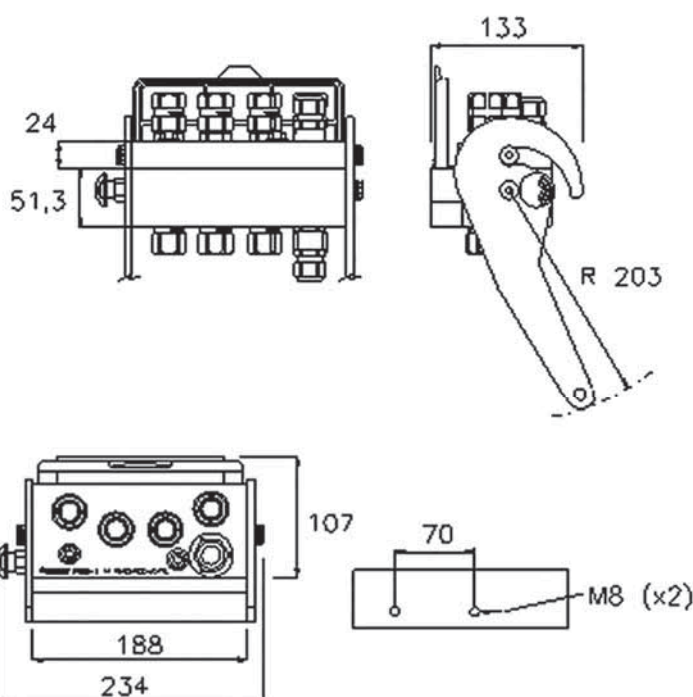


MF PS06-x

MultiFaster 5 lines, 4 lines size 06, 1 line size 08.

MultiFaster suitable for 4 lines size 06+1 line size 08. The additional line could be either an electrical connector or an hydraulic coupling.

Applications



Technical Specifications

dash	Size		Working Pressure (MPa)	Flow Rate (l/min)	Spillage (ml)	Burst pressure (MPa)		
	mm	inch				Male	Female	Male + Female
06	10	3/8"	25	40	8	100	100	100
08	12.5	1/2"	25	70	0.01	100	100	100

Material	Aluminium; Steel
Seals	NBR; PUR
Working temperatures	- 25 °C to + 100 °C
Surface treatment	MATE 500 (CrIII); Paint


Valve Type	Flat
Connection	Lever
Disconnection	Lever
Connection Under Pressure	Allowed Residual



PS06-x

Size					Thread Type					FIXED
dash	mm	inch	Housing	Number of Couplings	Thread Type	Standard	Thread	Electrical Connector N	Connector Type	Part Number
06	10	3/8"	5	4	02/ METRIC	ISO 8434-1-L	M22x1.5 MALE 15L	1	7 PINS	2PS06-A-4-2/2FC
08	12.5	1/2"								
06	10	3/8"	5	4	F BSPP	ISO 1179-1	BSPP 3/8" FEMALE	1	3 PINS	2PS06-1-4-38GFC
08	12.5	1/2"								
06	10	3/8"	5	4	F BSPP	ISO 1179-1	BSPP 1/2" FEMALE	1	3 PINS	2PS06-1-4-12GFC
08	12.5	1/2"								
06	10	3/8"	5	4	02/ METRIC	ISO 8434-1-L	M22x1.5 MALE 15L	1	3 PINS	2PS06-1-4-2/2FC
08	12.5	1/2"								

Size					Thread Type					MOBILE
dash	mm	inch	Housing	Number of Couplings	Thread Type	Standard	Thread	Electrical Connector N	Connector Type	Part Number
06	10	3/8"	5	4	20/ BSPP	ISO 8434-6	"BSPP 1/2"" FEMALE SWIVEL NUT	1	7 PINS	2PS06-A-4-CMC
08	12.5	1/2"								
06	10	3/8"	5	4	F BSPP	ISO 1179-1	BSPP 3/8" FEMALE	1	3 PINS	2PS06-1-4-38GMC
08	12.5	1/2"								
06	10	3/8"	5	4	0/ SAE	ISO 11926-1	3/4" - 16 UNF FEMALE ORB	1	3 PINS	2PS06-1-4-12SMC
08	12.5	1/2"								
06	10	3/8"	5	4	F BSPP	ISO 1179-1	BSPP 1/2" FEMALE	1	3 PINS	2PS06-1-4-12GMC
08	12.5	1/2"								
06	10	3/8"	5	4	02/ METRIC	ISO 8434-1-L	M22x1.5 MALE 15L	1	3 PINS	2PS06-0-4-2/2MC
06	10	3/8"								
08	12.5	1/2"	5	4	02/ METRIC	ISO 8434-1-L	M22x1.5 MALE 15L	1	3 PINS	2PS06-1-4-2/2MC
08	12.5	1/2"								



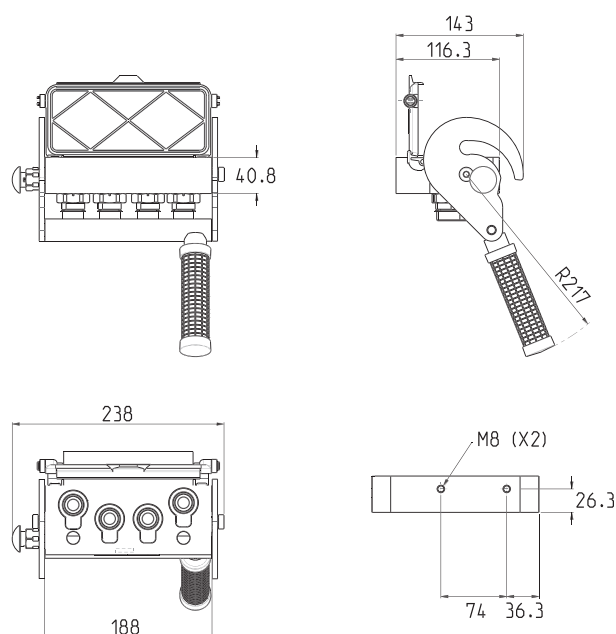


MF PSA06

MultiFaster 4 lines, size 06. Possible to connect single lines.

MultiFaster 4 lines size 06. Thanks to the special configuration, it is possible to connect the fixed half to single lines (ISO 16028) instead of mobile half. Interchangeable with standard MultiFaster PS06.

Applications



Technical Specifications

dash	Size		Working Pressure (MPa)	Flow Rate (l/min)	Spillage (ml)	Burst pressure (MPa)		
	mm	inch				Male	Female	Male + Female
06	10	3/8"	25	40	0.008	100	100	100

Material	Aluminium; Steel
Seals	NBR; PUR
Working temperatures	- 25 °C to + 100 °C
Surface treatment	MATE 500 (CrIII); Paint

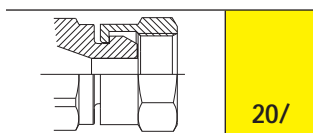
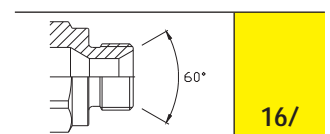
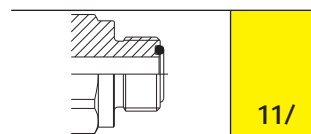
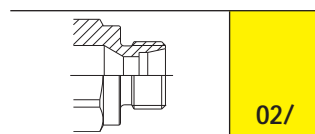
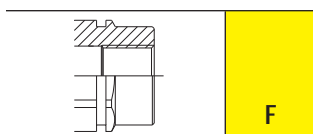
Valve Type	Flat
Connection	Lever
Disconnection	Lever
Connection Under Pressure	Allowed Residual



PSA06

Size					Thread Type					FIXED
dash	mm	inch	Housing	Number of Couplings	Thread Type	Standard	Thread	Electrical Connector N	Connector Type	Part Number
06	10	3/8"	4	4	02/ METRIC	ISO 8434-1-L	M22x1.5 MALE 15L			2PSA06-4-2/22FC

Size					Thread Type					MOBILE
dash	mm	inch	Housing	Number of Couplings	Thread Type	Standard	Thread	Electrical Connector N	Connector Type	Part Number
06	10	3/8"	4	4	F BSPP	ISO 1179-1	BSPP 3/8" FEMALE			2PS06-4-38G M C
06	10	3/8"	4	4	20/ BSPP	ISO 8434-6	BSPP 1/2" FEMALE SWIVEL NUT			2PS06-4-20/12MC
06	10	3/8"	4	4	16/ BSPP	ISO 1179-1	BSPP 3/8" FEMALE			2PS06-4-16/3GMC
06	10	3/8"	4	4	11/ SAE	ISO 8434-3	13/16"-16 UN MALE ORFS			2PS06-4-11/FSMC
06	10	3/8"	4	2	02/ METRIC	ISO 8434-1-L	M22x1,5 MALE 15L			2PS06-2-2/22M C
06	10	3/8"	4	4	F BSPP	ISO 1179-1	BSPP 1/2" FEMALE			2PS06-4-12G M C
06	10	3/8"	4	4	02/ METRIC	ISO 8434-1-L	M22x1,5 MALE 15L			2PS06-4-2/22M C



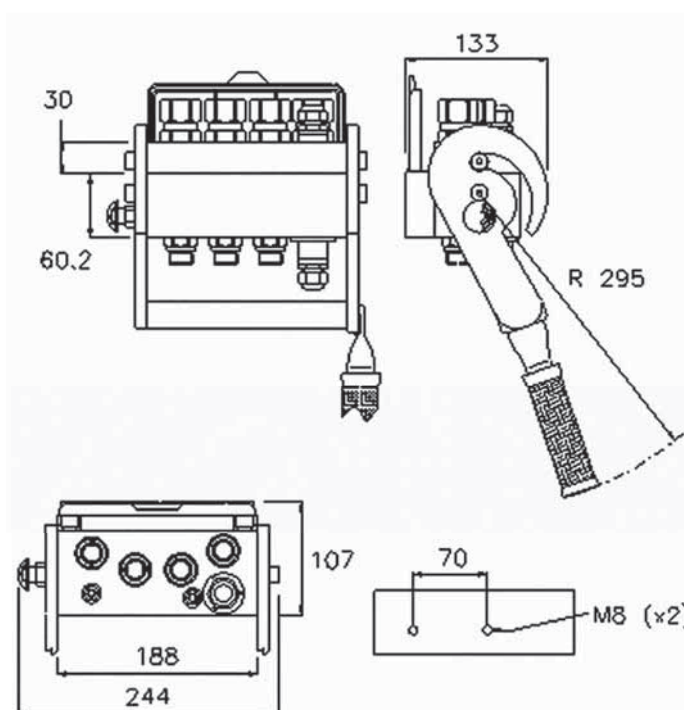


MF PS08

MultiFaster 5 lines, 4 lines size 08, 1 line with electrical connector.

MultiFaster suitable for 4+1 lines size 08. The additional line could be either an electrical connector or an hydraulic coupling.

Applications



Technical Specifications

dash	Size		Working Pressure (MPa)	Flow Rate (l/min)	Spillage (ml)	Burst pressure (MPa)		
	mm	inch				Male	Female	Male + Female
08	12.5	1/2"	25	70	0.01	100	100	100

Material	Aluminium; Steel
Seals	NBR; PUR
Working temperatures	- 25 °C to + 100 °C
Surface treatment	MATE 500 (CrIII); Paint

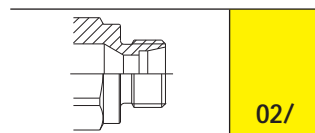
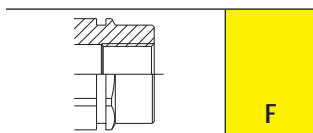
Valve Type	Flat
Connection	Lever
Disconnection	Lever
Connection Under Pressure	Allowed Residual



PS08

Size					Thread Type					FIXED
dash	mm	inch	Housing	Number of Couplings	Thread Type	Standard	Thread	Electrical Connector N Type		Part Number
08	12.5	1/2"	5	4	02/ METRIC	ISO 8434-1-L	M22x1.5 MALE 15L			2PS08-4-2/22F C
08	12.5	1/2"	5	4	02/ METRIC	ISO 8434-1-L	M22x1.5 MALE 15L			2PS08-1-4-2/2FC
08	12.5	1/2"						1	3 PINS	
08	12.5	1/2"	5	4	F BSPP	ISO 1179-1	BSPP 1/2" FEMALE			2PS08-1-4-12GFC
08	12.5	1/2"						1	3 PINS	

Size					Thread Type					MOBILE
dash	mm	inch	Housing	Number of Couplings	Thread Type	Standard	Thread	Electrical Connector N Type		Part Number
08	12.5	1/2"	5	4	02/ METRIC	ISO 8434-1-L	M22x1.5 MALE 15L			2PS08-4-2/22M C
08	12.5	1/2"	5	4	02/ METRIC	ISO 8434-1-L	M22x1.5 MALE 15L			2PS08-1-4-2/2MC
08	12.5	1/2"						1	3 PINS	
08	12.5	1/2"	5	4	F BSPP	ISO 1179-1	BSPP 1/2" FEMALE			2PS08-1-4-12GMC
08	12.5	1/2"						1	3 PINS	

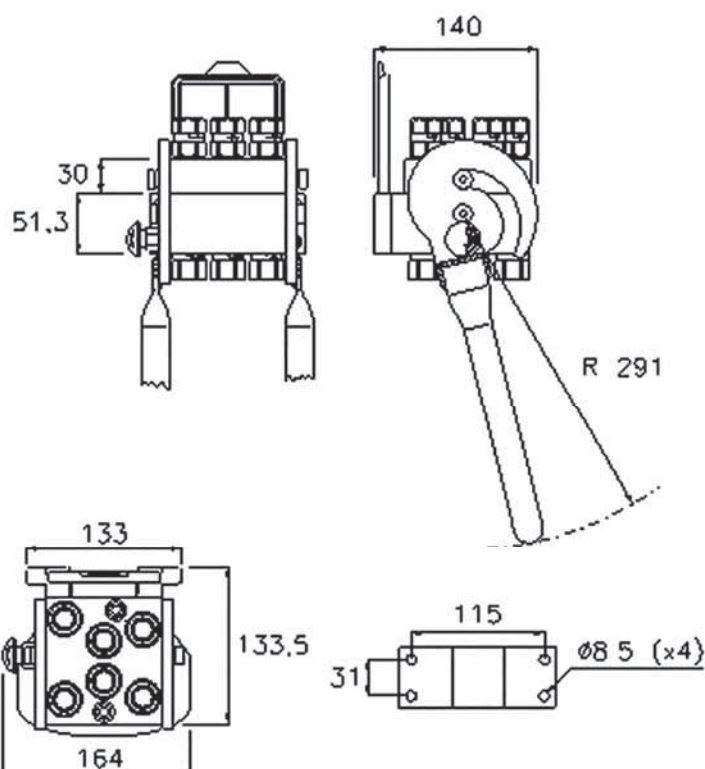




MF P5066

MultiFaster 6 lines, size 06.

Applications



Technical Specifications

dash	Size		Working Pressure (MPa)	Flow Rate (l/min)	Spillage (ml)	Burst pressure (MPa)		
	mm	inch				Male	Female	Male + Female
06	10	3/8"	25	40	0.008	100	100	100

Material	Aluminium; Steel
Seals	NBR; PUR
Working temperatures	- 25 °C to + 100 °C
Surface treatment	MATE 500 (CrIII); Paint

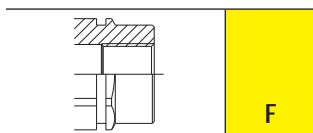
Valve Type	Flat
Connection	Lever
Disconnection	Lever
Connection Under Pressure	Allowed Residual



P5066

Size					Thread Type					FIXED
dash	mm	inch	Housing	Number of Couplings	Thread Type	Standard	Thread	Electrical Connector N	Connector Type	Part Number
06	10	3/8"	6	6	F BSPP	ISO 1179-1	BSPP 3/8" FEMALE			2P5066-6-38G FC

Size					Thread Type					MOBILE
dash	mm	inch	Housing	Number of Couplings	Thread Type	Standard	Thread	Electrical Connector N	Connector Type	Part Number
06	10	3/8"	6	6	F BSPP	ISO 1179-1	BSPP 3/8" FEMALE			3P5066-6-38G MC
06	10	3/8"	6	6	F BSPP	ISO 1179-1	BSPP 3/8" FEMALE			2P5066-6-38G MC

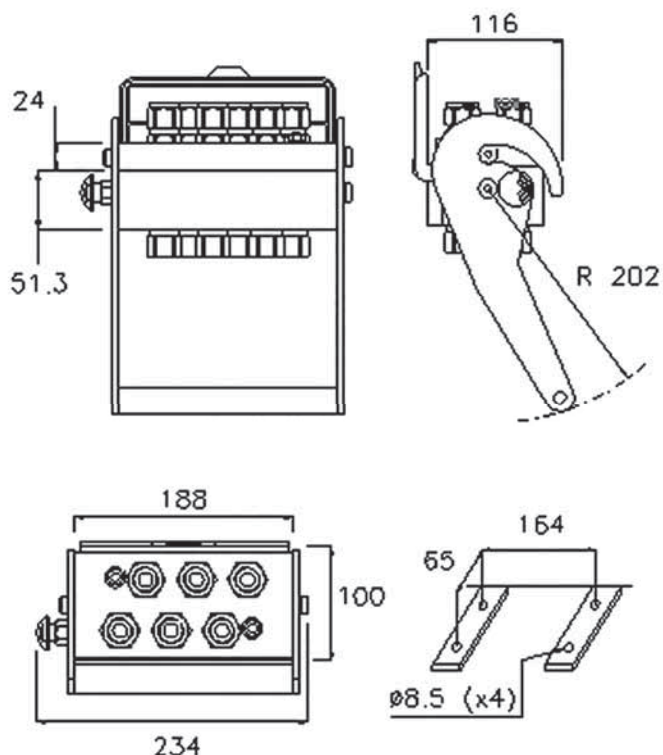


MF P606



MultiFaster 6 lines, size 06.

Applications



Technical Specifications

dash	Size		Working Pressure (MPa)	Flow Rate (l/min)	Spillage (ml)	Burst pressure (MPa)		
	mm	inch				Male	Female	Male + Female
06	10	3/8"	25	40	0.008	100	100	100

Material	Aluminium; Steel
Seals	NBR; PUR
Working temperatures	- 25 °C to + 100 °C
Surface treatment	MATE 500 (CrIII); Paint

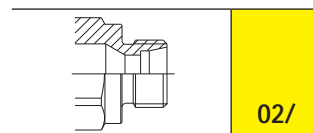
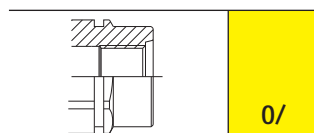
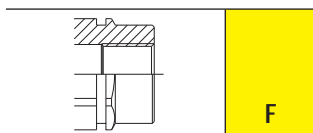
Valve Type	Flat
Connection	Lever
Disconnection	Lever
Connection Under Pressure	Allowed Residual



P606

Size					Thread Type					FIXED
dash	mm	inch	Housing	Number of Couplings	Thread Type	Standard	Thread	Electrical Connector N	Connector Type	Part Number
06	10	3/8"	6	6	F BSPP	ISO 1179-1	BSPP 3/8" FEMALE			2P606-6-38G F C
06	10	3/8"	6	6	02/ METRIC	ISO 8434-1-L	M22x1.5 MALE 15L			2P606-6-2/22F C
06	10	3/8"	6	6	0/ SAE	ISO 11926-1	3/4" - 16 UNF FEMALE ORB			2P606-6-12S F C
06	10	3/8"	6	6	F BSPP	ISO 1179-1	BSPP 1/2" FEMALE			2P606-6-12G F C

Size					Thread Type					MOBILE
dash	mm	inch	Housing	Number of Couplings	Thread Type	Standard	Thread	Electrical Connector N	Connector Type	Part Number
06	10	3/8"	6	6	F BSPP	ISO 1179-1	BSPP 3/8" FEMALE			2P606-6-38G M C
06	10	3/8"	6	6	02/ METRIC	ISO 8434-1-L	M22x1.5 MALE 15L			2P606-6-2/22M C
06	10	3/8"	6	6	0/ SAE	ISO 11926-1	3/4" - 16 UNF FEMALE ORB			2P606-6-12S M C
06	10	3/8"	6	6	F BSPP	ISO 1179-1	BSPP 1/2" FEMALE			2P606-6-12G M C

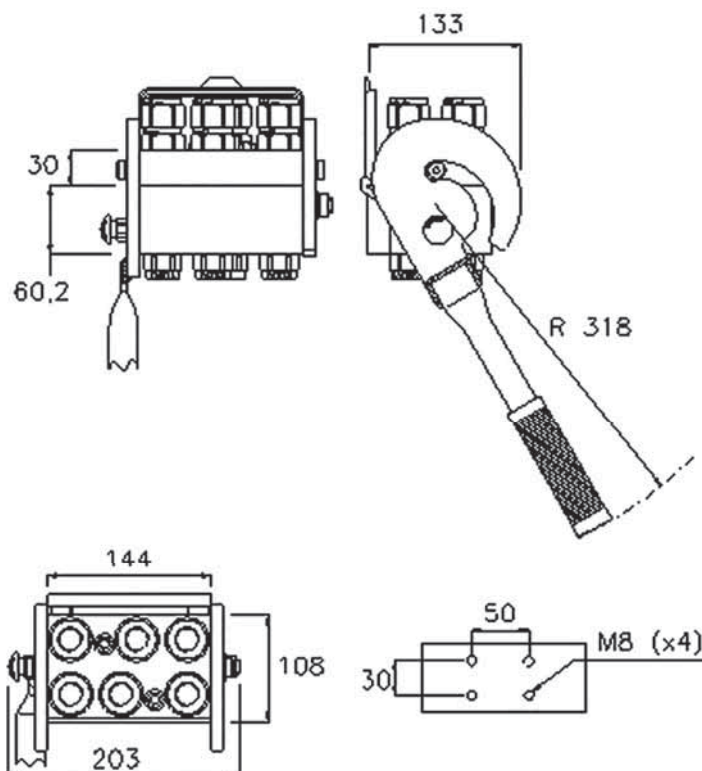




MF P608

MultiFaster 6 lines, size 08.

Applications



Technical Specifications

dash	Size		Working Pressure (MPa)	Flow Rate (l/min)	Spillage (ml)	Burst pressure (MPa)		
	mm	inch				Male	Female	Male + Female
08	12.5	1/2"	25	70	0.01	100	100	100

Material	Aluminium; Steel
Seals	NBR; PUR
Working temperatures	- 25 °C to + 100 °C
Surface treatment	MATE 500 (CrIII); Paint

Valve Type	Flat
Connection	Lever
Disconnection	Lever
Connection Under Pressure	Allowed Residual



P608

Size					Thread Type					FIXED
dash	mm	inch	Housing	Number of Couplings	Thread Type	Standard	Thread	Electrical Connector N	Connector Type	Part Number
08	12.5	1/2"	6	6	F BSPP	ISO 1179-1	BSPP 1/2" FEMALE			3P608-6-12G F C
08	12.5	1/2"	6	4	F BSPP	ISO 1179-1	BSPP 1/2" FEMALE			2P608-B-4-C F C
08	12.5	1/2"						2	7 PINS	
08	12.5	1/2"	6	5	F BSPP	ISO 1179-1	BSPP 1/2" FEMALE			2P608-A-5-12G F C
08	12.5	1/2"						1	7 PINS	
08	12.5	1/2"	6	6	O/ SAE	ISO 11926-1	1 - 1/16" - 12 UN FEMALE ORB			2P608-6-34S F C
08	12.5	1/2"	6	6	O/ SAE	ISO 11926-1	3/4" - 16 UNF FEMALE ORB			2P608-6-12S F C
08	12.5	1/2"	6	4	O/ SAE	ISO 11926-1	3/4" - 16 UNF FEMALE ORB			2P608-4-12S F C
08	12.5	1/2"	6	4	F BSPP	ISO 1179-1	BSPP 1/2" FEMALE			2P608-2-4-12G F C
08	12.5	1/2"						2	3 PINS	
08	12.5	1/2"	6	5	F BSPP	ISO 1179-1	BSPP 1/2" FEMALE			2P608-1-5-12G F C
08	12.5	1/2"						1	3 PINS	
08	12.5	1/2"	6	6	F BSPP	ISO 1179-1	BSPP 1/2" FEMALE			2P608-6-12G F C

Size					Thread Type					MOBILE
dash	mm	inch	Housing	Number of Couplings	Thread Type	Standard	Thread	Electrical Connector N	Connector Type	Part Number
08	12.5	1/2"	6	4	F BSPP	ISO 1179-1	BSPP 1/2" FEMALE			3P608-B-4-12G M C
08	12.5	1/2"						2	7 PINS	
08	12.5	1/2"	6	5	F BSPP	ISO 1179-1	BSPP 1/2" FEMALE			3P608-A-5-12G M C
08	12.5	1/2"						1	7 PINS	
08	12.5	1/2"	6	6	F BSPP	ISO 1179-1	BSPP 1/2" FEMALE			3P608-6-12G M C
08	12.5	1/2"	6	5	F BSPP	ISO 1179-1	BSPP 1/2" FEMALE			3P608-1-5-12G M C
08	12.5	1/2"						1	3 PINS	
08	12.5	1/2"	6	6	11/ SAE	ISO 8434-3	13/16"-16 UN MALE ORFS			2P608-6-8BC M C
08	12.5	1/2"	6	6	11/ SAE	ISO 8434-3	13/16"-16 UN MALE ORFS			2P608-6-8B M C
08	12.5	1/2"	6	6	O/ SAE	ISO 11926-1	1 - 1/16" - 12 UN FEMALE ORB			2P608-6-34S M C
08	12.5	1/2"	6	6	13/ SAE	ISO 8434-2	3/4"-16 UNF MALE JIC			2P608-6-13/FS M C
08	12.5	1/2"	6	6	O/ SAE	ISO 11926-1	3/4" - 16 UNF FEMALE ORB			2P608-6-12S M C
08	12.5	1/2"	6	5	F BSPP	ISO 1179-1	BSPP 1/2" FEMALE			2P608-5-12G M C
08	12.5	1/2"	6	4	11/ SAE	ISO 8434-3	13/16"-16 UN MALE ORFS			2P608-4-H M C
08	12.5	1/2"	6	4	11/ SAE	ISO 8434-3	13/16"-16 UN MALE ORFS			2P608-4-8BC M C
08	12.5	1/2"	6	4	11/ SAE	ISO 8434-3	13/16"-16 UN MALE ORFS			2P608-4-8B M C
08	12.5	1/2"	6	4	O/ SAE	ISO 11926-1	3/4" - 16 UNF FEMALE ORB			2P608-4-12S M C
08	12.5	1/2"	6	4	11/ SAE	ISO 8434-3	1"-14 UNS MALE ORFS			2P608-4-11/GS M C
08	12.5	1/2"	6	4	F BSPP	ISO 1179-1	BSPP 1/2" FEMALE			2P608-2-4-12G M C
08	12.5	1/2"						2	3 PINS	
08	12.5	1/2"	6	6	F BSPP	ISO 1179-1	BSPP 1/2" FEMALE			2P608-6-12G M C

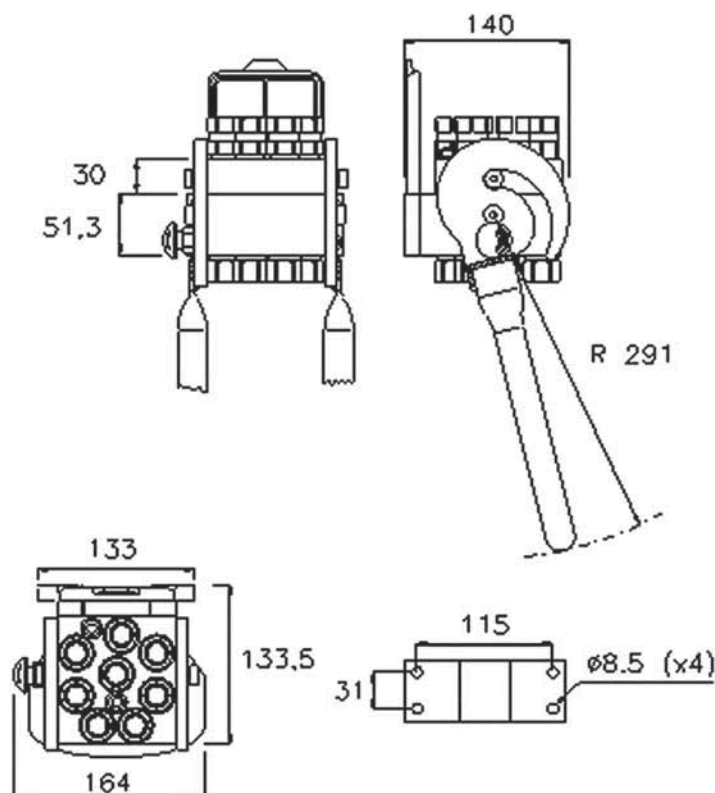




MF P5068

MultiFaster 8 lines, size 06.

Applications



Technical Specifications

dash	Size		Working Pressure (MPa)	Flow Rate (l/min)	Spillage (ml)	Burst pressure (MPa)		
	mm	inch				Male	Female	Male + Female
06	10	3/8"	25	40	0.008	100	100	100

Material	Aluminium; Steel
Seals	NBR; PUR
Working temperatures	- 25 °C to + 100 °C
Surface treatment	MATE 500 (CrIII); Paint

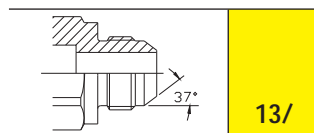
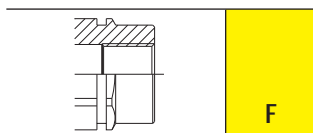
Valve Type	Flat
Connection	Lever
Disconnection	Lever
Connection Under Pressure	Allowed Residual



P5068

Size					Thread Type					FIXED
dash	mm	inch	Housing	Number of Couplings	Thread Type	Standard	Thread	Electrical Connector N Type		Part Number
06	10	3/8"	8	8	13/ SAE	ISO 8434-2	3/4"-16 UNF FEMALE ORB			2P5068-8-C F C
06	10	3/8"	8	8	F BSPP	ISO 1179-1	BSPP 3/8" FEMALE			2P5068-8-38GF C
06	10	3/8"	8	8	F BSPP	ISO 1179-1	BSPP 1/2" FEMALE			2P5068-8-12GF C

Size					Thread Type					MOBILE
dash	mm	inch	Housing	Number of Couplings	Thread Type	Standard	Thread	Electrical Connector N Type		Part Number
06	10	3/8"	8	8	13/ SAE	ISO 8434-2	3/4"-16 UNF MALE			2P5068-8-D M C
06	10	3/8"	8	8	F BSPP	ISO 1179-1	BSPP 3/8" FEMALE			2P5068-8-38GM C
06	10	3/8"	8	8	F BSPP	ISO 1179-1	BSPP 1/2" FEMALE			3P5068-8-12G MC

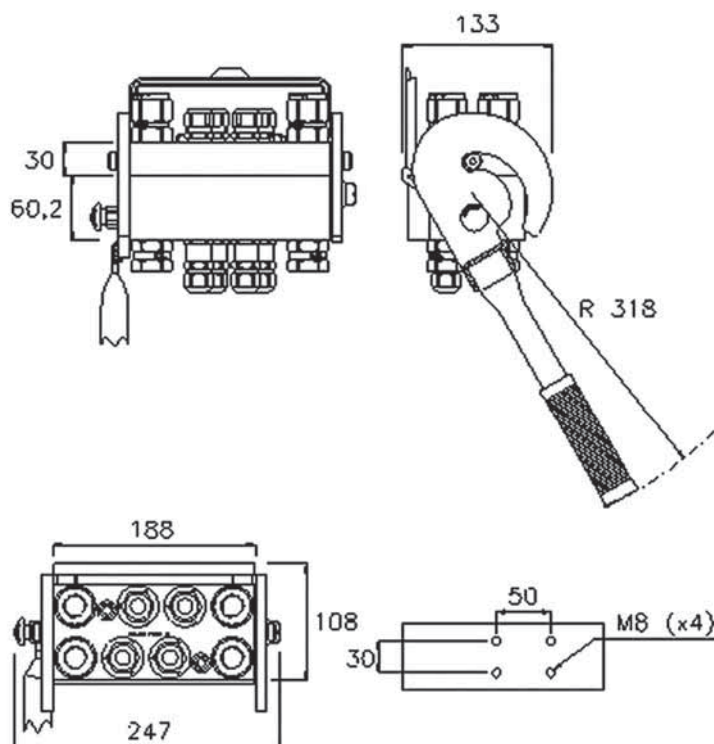




MF P808

MultiFaster 8 lines, size 08.

Applications



Technical Specifications

dash	Size		Working Pressure (MPa)	Flow Rate (l/min)	Spillage (ml)	Burst pressure (MPa)		
	mm	inch				Male	Female	Male + Female
08	12.5	1/2"	25	70	0.01	100	100	100

Material	Aluminium; Steel
Seals	NBR; PUR
Working temperatures	- 25 °C to + 100 °C
Surface treatment	MATE 500 (CrIII); Paint

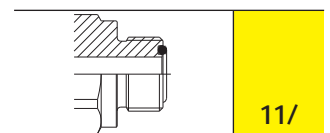
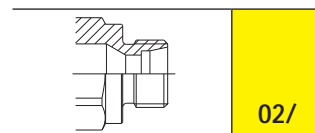
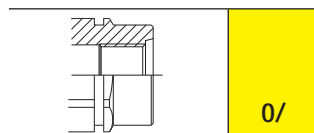
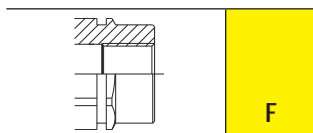
Valve Type	Flat
Connection	Lever
Disconnection	Lever
Connection Under Pressure	Allowed Residual



P808

Size					Thread Type			Electrical Connector		FIXED
dash	mm	inch	Housing	Number of Couplings	Thread Type	Standard	Thread	N	Type	Part Number
08	12.5	1/2"	8	7	F BSPP	ISO 1179-1	BSPP 1/2" FEMALE	1	7 PINS	2P808-A-7-12GFC
08	12.5	1/2"								
08	12.5	1/2"	8	8	O2/ METRIC	ISO 8434-1-L	M16x1.5 MALE 10L			2P808-8-E F C
08	12.5	1/2"	8	8	O/ SAE	ISO 11926-1	3/4"-16 UNF FEMALE ORB			2P808-8-12S FC
08	12.5	1/2"	8	6	F BSPP	ISO 1179-1	BSPP 1/2" FEMALE			2P808-6-12G F C
08	12.5	1/2"	8	8	F BSPP	ISO 1179-1	BSPP 1/2" FEMALE			2P808-8-T F C
08	12.5	1/2"	8	8	F BSPP	ISO 1179-1	BSPP 1/2" FEMALE			2P808-8-12G FC

Size					Thread Type			Electrical Connector		MOBILE
dash	mm	inch	Housing	Number of Couplings	Thread Type	Standard	Thread	N	Type	Part Number
08	12.5	1/2"	8	8	O2/ METRIC	ISO 8434-1-L	M16x1.5 MALE 10L			3P808-8-E M C
08	12.5	1/2"	8	7	F BSPP	ISO 1179-1	BSPP 1/2" FEMALE	1	7 PINS	2P808-A-7-12GMC
08	12.5	1/2"								
08	12.5	1/2"	8	8	O/ SAE	ISO 11926-1	1 - 1/16" - 12 UN FEMALE ORB			2P808-8-34S MC
08	12.5	1/2"	8	6	11/ SAE	ISO 8434-3	13/16"-16 UN MALE ORFS			2P808-6-8BC M C
08	12.5	1/2"	8	6	F BSPP	ISO 1179-1	BSPP 1/2" FEMALE			2P808-6-12G M C
08	12.5	1/2"	8	8	F BSPP	ISO 1179-1	BSPP 1/2" FEMALE			3P808-8-12G MC
08	12.5	1/2"	8	8	F BSPP	ISO 1179-1	BSPP 1/2" FEMALE			2P808-8-12G MC

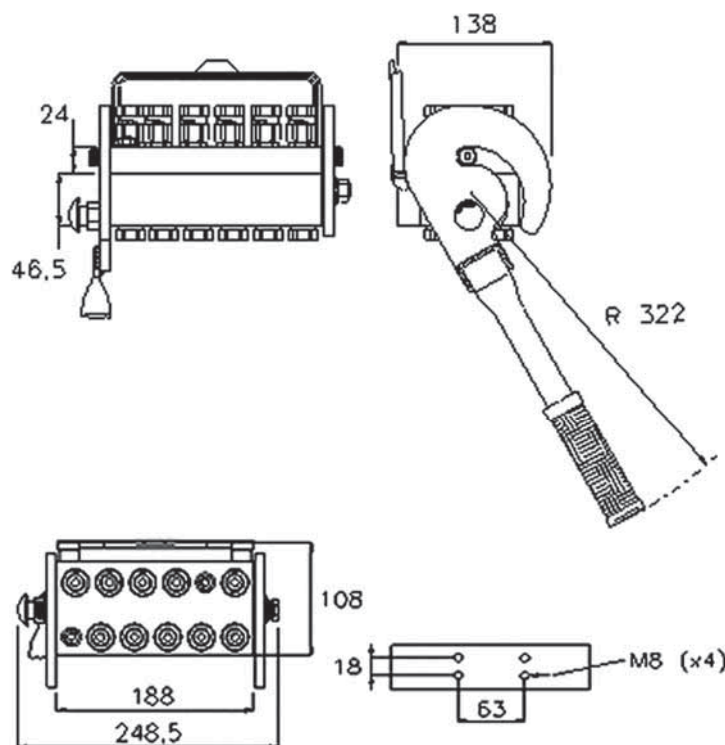




MF P1004

MultiFaster 10 lines, size 04.

Applications



Technical Specifications

dash	Size		Working Pressure (MPa)	Flow Rate (l/min)	Spillage (ml)	Burst pressure (MPa)		
	mm	inch				Male	Female	Male + Female
04	6.3	1/4"	25	20	0.008	100	100	100

Material	Aluminium; Steel
Seals	NBR; PUR
Working temperatures	- 25 °C to + 100 °C
Surface treatment	MATE 500 (CrIII); Paint

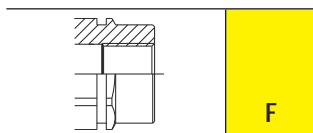
Valve Type	Flat
Connection	Lever
Disconnection	Lever
Connection Under Pressure	Allowed Residual



P1004

Size					Thread Type					FIXED
dash	mm	inch	Housing	Number of Couplings	Thread Type	Standard	Thread	Electrical Connector N	Connector Type	Part Number
04	6.3	1/4"	10	10	F BSPP	ISO 1179-1	BSPP 1/4" FEMALE			2P1004-10-14GFC

Size					Thread Type					MOBILE
dash	mm	inch	Housing	Number of Couplings	Thread Type	Standard	Thread	Electrical Connector N	Connector Type	Part Number
04	6.3	1/4"	10	10	F BSPP	ISO 1179-1	BSPP 1/4" FEMALE			2P1004-10-14GMC



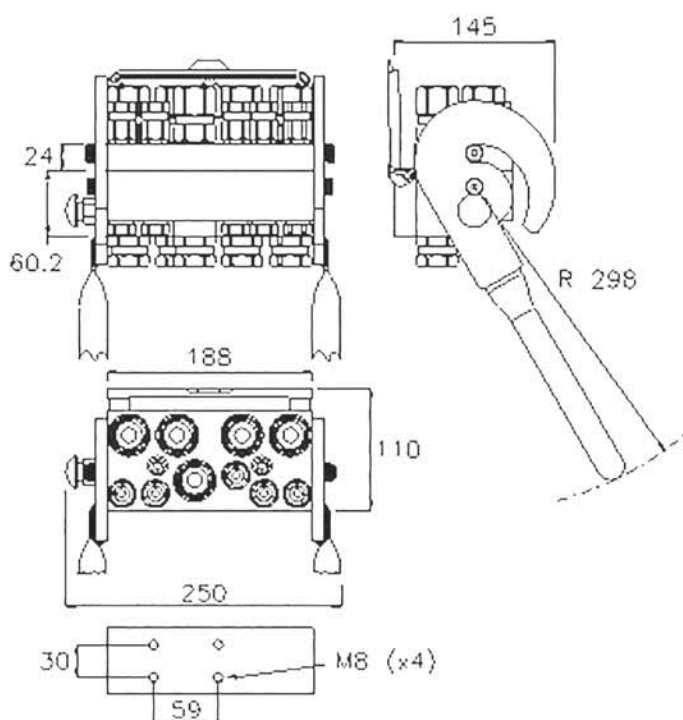


MF P10A

MultiFaster 10 lines.

5 lines size 04, 5 lines size 08.

Applications



Technical Specifications

dash	Size		Working Pressure (MPa)	Flow Rate (l/min)	Spillage (ml)	Burst pressure (MPa)		
	mm	inch				Male	Female	Male + Female
04	6.3	1/4"	25	20	0.008	100	100	100
08	12.5	1/2"	25	70	0.01	100	100	100

Material	Aluminium; Steel
Seals	NBR; PUR
Working temperatures	- 25 °C to + 100 °C
Surface treatment	MATE 500 (CrIII); Paint

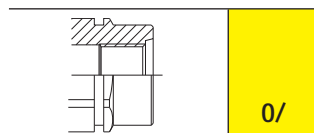
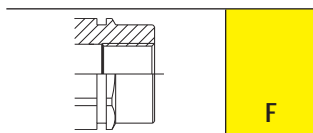
Valve Type	Flat
Connection	Lever
Disconnection	Lever
Connection Under Pressure	Allowed Residual



P10A

Size					Thread Type					FIXED
dash	mm	inch	Housing	Number of Couplings	Thread Type	Standard	Thread	Electrical Connector N	Electrical Connector Type	Part Number
04	6.3	1/4"	10	4	F BSPP	ISO 1179-1	BSPP 3/8" FEMALE			2P10A-A1-7-A FC
08	12.5	1/2"		3	F BSPP	ISO 1179-1	BSPP 3/4" FEMALE			
08	12.5	1/2"						1	3 PINS	
08	12.5	1/2"						1	7 PINS	
04	6.3	1/4"	10	5	F BSPP	ISO 1179-1	BSPP 1/4" FEMALE			2P10A-10-B F C
08	12.5	1/2"		5	F BSPP	ISO 1179-1	BSPP 1/2" FEMALE			
04	6.3	1/4"	10	5	O/ SAE	ISO 11926-1	9/16"-18 UNF FEMALE ORB			2P10A-10-A F C
08	12.5	1/2"		5	O/ SAE	ISO 11926-1	1-1/16"-12 UN FEMALE ORB			
04	6.3	1/4"	10	5	O/ SAE	ISO 11926-1	9/16"-18 UNF FEMALE ORB			3P10A-10-D FGC
08	12.5	1/2"		5	O/ SAE	ISO 11926-1	1-1/16"-12 UN FEMALE ORB			

Size					Thread Type					MOBILE
dash	mm	inch	Housing	Number of Couplings	Thread Type	Standard	Thread	Electrical Connector N	Electrical Connector Type	Part Number
04	6.3	1/4"	10	5	F BSPP	ISO 1179-1	BSPP 1/4" FEMALE			3P10A-10-B M C
08	12.5	1/2"		5	F BSPP	ISO 1179-1	BSPP 1/2" FEMALE			
04	6.3	1/4"	10	4	F BSPP	ISO 1179-1	BSPP 3/8" FEMALE			2P10A-A1-7-A MC
08	12.5	1/2"		3	F BSPP	ISO 1179-1	BSPP 3/4" FEMALE			
08	12.5	1/2"						1	3 PINS	
08	12.5	1/2"						1	7 PINS	
04	6.3	1/4"	10	5	O/ SAE	ISO 11926-1	9/16"-18 UNF FEMALE ORB			2P10A-10-A M C
08	12.5	1/2"		5	O/ SAE	ISO 11926-1	1-1/16"-12 UN FEMALE ORB			
04	6.3	1/4"	10	5	F BSPP	ISO 1179-1	BSPP 1/4" FEMALE			3P10A-10-C MGC
08	12.5	1/2"		5	F BSPP	ISO 1179-1	BSPP 1/2" FEMALE			



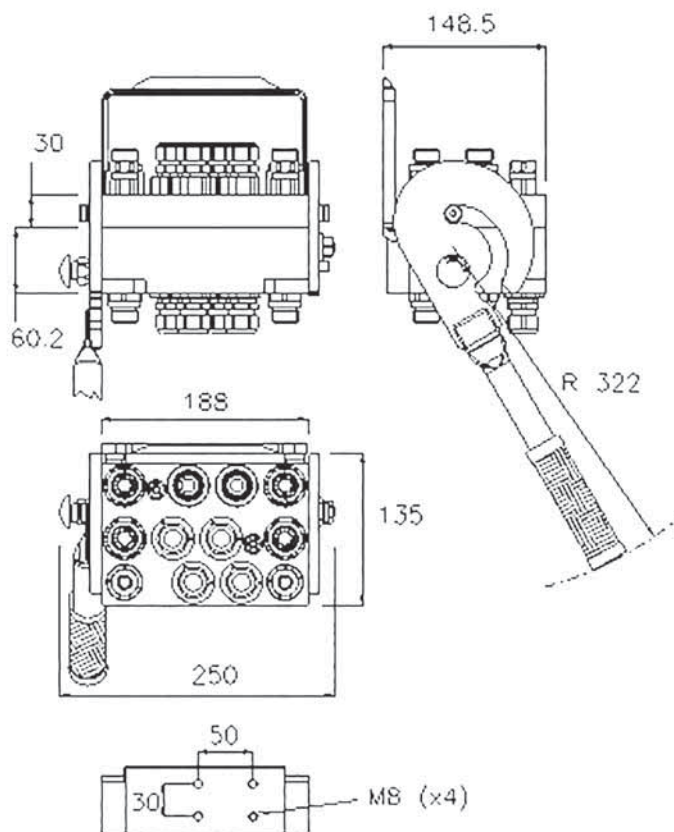


MF P12A

MultiFaster 12 lines.

10 lines size 08, 2 lines size 04.

Applications



Technical Specifications

dash	Size		Working Pressure (MPa)	Flow Rate (l/min)	Spillage (ml)	Burst pressure (MPa)		
	mm	inch				Male	Female	Male + Female
04	6.3	1/4"	25	20	0.008	100	100	100
08	12.5	1/2"	25	70	0.01	100	100	100

Material	Aluminium; Stainless Steel; Steel
Seals	NBR; PUR
Working temperatures	- 25 °C to + 100 °C
Surface treatment	MATE 500 (CrIII); Paint

Valve Type	Flat
Connection	Lever
Disconnection	Lever
Connection Under Pressure	Allowed Residual



P12A

Size					Thread Type					FIXED
dash	mm	inch	Housing	Number of Couplings	Thread Type	Standard	Thread	Electrical Connector N	Connector Type	Part Number
08	12.5	1/2"	12	10	F BSPP	ISO 1179-1	BSPP 1/2" FEMALE			2P12A-10-C F C*
04	6.3	1/4"	12	2	F BSPP	ISO 1179-1	BSPP 1/4" FEMALE			2P12A-1-10-C FC
08	12.5	1/2"		8	F BSPP	ISO 1179-1	BSPP 1/2" FEMALE			
08	12.5	1/2"						1	3 PINS	
08	12.5	1/2"	12	10	F BSPP	ISO 1179-1	BSPP 1/2" FEMALE			2P12A-10-A F C
04	6.3	1/4"	12	2	O/ SAE	ISO 11926-1	7/16"-20 UNF FEMALE ORB			2P12A-0-12-B FC
08	12.5	1/2"		10	O/ SAE	ISO 11926-1	3/4"-16 UNF FEMALE ORB			
08	12.5	1/2"	12	10	F BSPP	ISO 1179-1	BSPP 1/2" FEMALE			2P12A-10-B F C*

* Couplings in Stainless Steel (AISI 316).

Size					Thread Type					MOBILE
dash	mm	inch	Housing	Number of Couplings	Thread Type	Standard	Thread	Electrical Connector N	Connector Type	Part Number
08	12.5	1/2"	12	10	F BSPP	ISO 1179-1	BSPP 1/2" FEMALE			2P12A-10-C M C*
04	6.3	1/4"	12	2	O/ SAE	ISO 11926-1	7/16"-20 UNF FEMALE ORB			3P12A-0-12-B MC
08	12.5	1/2"		10	O/ SAE	ISO 11926-1	3/4"-16 UNF FEMALE ORB			
04	6.3	1/4"	12	2	F BSPP	ISO 1179-1	BSPP 1/4" FEMALE			2P12A-1-10-C MC
08	12.5	1/2"		8	F BSPP	ISO 1179-1	BSPP 1/2" FEMALE			
08	12.5	1/2"						1	3 PINS	
08	12.5	1/2"	12	10	F BSPP	ISO 1179-1	BSPP 1/2" FEMALE			2P12A-10-A M C
08	12.5	1/2"	12	10	F BSPP	ISO 1179-1	BSPP 1/2" FEMALE			2P12A-10-12GM2C*

* Couplings in Stainless Steel (AISI 316).

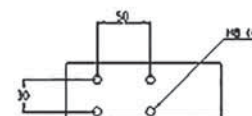
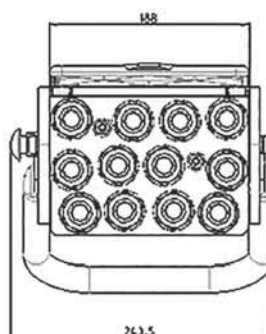
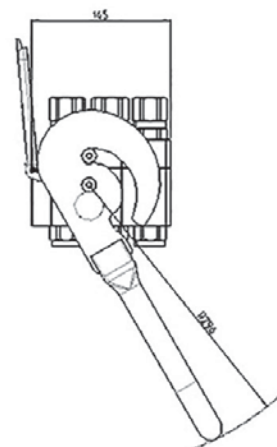
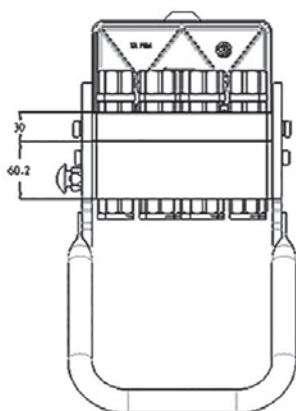




MF P12B

MultiFaster 12 lines, size 08.

Applications



Technical Specifications

dash	Size		Working Pressure (MPa)	Flow Rate (l/min)	Spillage (ml)	Burst pressure (MPa)		
	mm	inch				Male	Female	Male + Female
08	12.5	1/2"	25	70	0.01	100	64	100

Material	Stainless Steel
Seals	FKM
Working temperatures	- 20 °C to + 200 °C
Surface treatment	

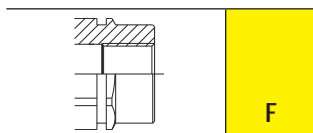
Valve Type	Flat
Connection	Lever
Disconnection	Lever
Connection Under Pressure	Allowed Residual



P12B

Size					Thread Type					FIXED
dash	mm	inch	Housing	Number of Couplings	Thread Type	Standard	Thread	Electrical Connector N	Connector Type	Part Number
08	12.5	1/2"	12	12	F BSP	ISO 1179-1	BSP 1/2" FEMALE			2P12B-12-AF2V C

Size					Thread Type					MOBILE
dash	mm	inch	Housing	Number of Couplings	Thread Type	Standard	Thread	Electrical Connector N	Connector Type	Part Number
08	12.5	1/2"	12	12	F BSP	ISO 1179-1	BSP 1/2" FEMALE			2P12B-12-AM2V C

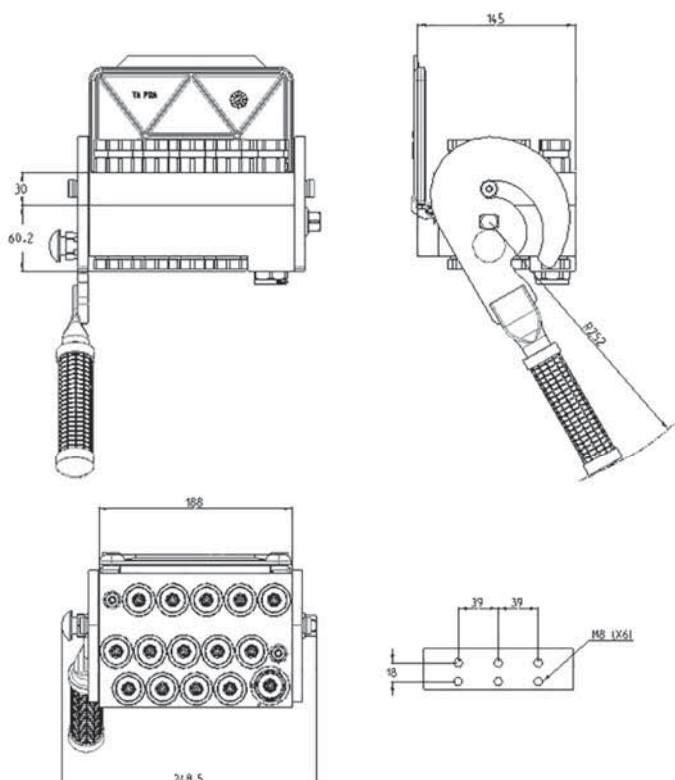




MF P1504

MultiFaster 15 lines, size 04.

Applications



Technical Specifications

dash	Size		Working Pressure (MPa)	Flow Rate (l/min)	Spillage (ml)	Burst pressure (MPa)		
	mm	inch				Male	Female	Male + Female
04	6.3	1/4"	25	20	0.008	100	100	100

Material	Aluminium; Steel
Seals	NBR; PUR
Working temperatures	- 25 °C to 100 °C
Surface treatment	MATE 500 (CrIII); Paint

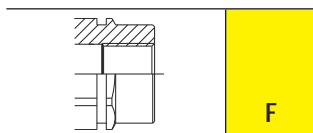
Valve Type	Flat
Connection	Lever
Disconnection	Lever
Connection Under Pressure	Allowed Residual




P1504

Size					Thread Type					FIXED
dash	mm	inch	Housing	Number of Couplings	Thread Type	Standard	Thread	Electrical Connector N	Connector Type	Part Number
04	6.3	1/4"	15	15	F BSPP	ISO 1179-1	BSPP 1/4" FEMALE			2P1504-15-14GFC

Size					Thread Type					MOBILE
dash	mm	inch	Housing	Number of Couplings	Thread Type	Standard	Thread	Electrical Connector N	Connector Type	Part Number
04	6.3	1/4"	15	15	F BSPP	ISO 1179-1	BSPP 1/4" FEMALE			2P1504-15-14GMC



MultiFaster Harvesting



PLV	pag 341
PLK	pag 343
P5065	pag 345

For more detailed information about MultiFaster, please refer to the website fastercouplings.com

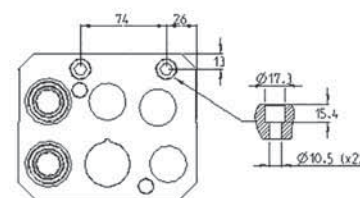
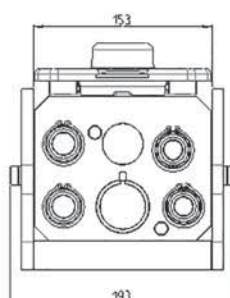
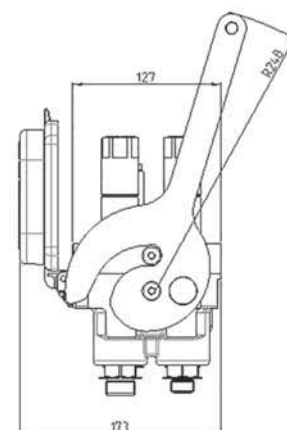
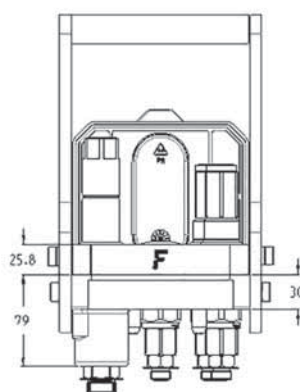


MF PLV

MultiFaster for harvesting application, 3 lines size 06, 2 lines size 09.

PLV series MultiFaster has been developed for harvesting applications. Interchangeable according to market driven standards. Three lines size 06, two lines size 09.

Applications



Technical Specifications

dash	Size mm	inch	Working Pressure (MPa)	Flow Rate (l/min)	Spillage (ml)	Burst pressure (MPa)		
						Male	Female	Male + Female
06	10	3/8"	22	20	0.02	69	69	88
09	14.3	9/16"	22	35	0.02	69	69	88

Material	Cast Iron; Steel
Seals	NBR; PUR
Working temperatures	- 25 °C to 100 °C
Surface treatment	MATE 500 (CrIII)

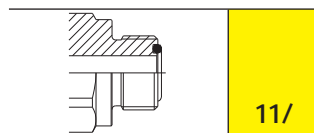
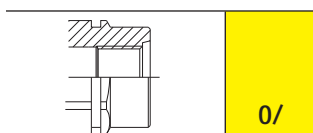
Valve Type	Flat
Connection	Lever
Disconnection	Lever
Connection Under Pressure	Allowed Male Half up to W.P.



PLV

Size			Housing	Number of Couplings	Thread Type			Electrical Connector		FIXED
dash	mm	inch			Thread Type	Standard	Thread	N	Type	Part Number
06	10	3/8"	6	3	11/ SAE	ISO 8434-3	11/16"-16 UN MALE ORFS		3PLV-0-5-A F C	
09	14.3	9/16"		1	11/ SAE	ISO 8434-3	13/16"-16 UN MALE ORFS			
09	14.3	9/16"		1	11/ SAE	ISO 8434-3	1"-14 UNS MALE ORFS			

Size			Housing	Number of Couplings	Thread Type			Electrical Connector		MOBILE
dash	mm	inch			Thread Type	Standard	Thread	N	Type	Part Number
06	10	3/8"	6	1	11/ SAE	ISO 8434-3	11/16"-16 UN MALE ORFS		3PLV-0-3-B M C	
09	14.3	9/16"		1	11/ SAE	ISO 8434-3	1"-14 UNS MALE ORFS			
09	14.3	9/16"		1	11/ SAE	ISO 8434-3	13/16"-16 UN MALE ORFS			
06	10	3/8"	6	3	11/ SAE	ISO 8434-3	11/16"-16 UN MALE ORFS		3PLV-0-5-B M C	
09	14.3	9/16"		1	11/ SAE	ISO 8434-3	1"-14 UNS MALE ORFS			
09	14.3	9/16"		1	11/ SAE	ISO 8434-3	13/16"-16 UN MALE ORFS			
06	10	3/8"	6	3	11/ SAE	ISO 8434-3	11/16"-16 UN MALE ORFS		3PLV-0-5-C M C	
09	14.3	9/16"		2	0/ SAE	ISO 11926-1	7/8"-14 UNF FEMALE ORB			
06	10	3/8"	6	3	11/ SAE	ISO 8434-3	11/16"-16 UN MALE ORFS		3PLV-0-5-A M C	
09	14.3	9/16"		1	11/ SAE	ISO 8434-3	13/16"-16 UN MALE ORFS			
09	14.3	9/16"		1	11/ SAE	ISO 8434-3	1"-14 UNS MALE ORFS			
06	10	3/8"	6	2	0/ SAE	ISO 11926-1	3/4" - 16 UNF FEMALE ORB		3PLV-0-4-A M C	
09	14.3	9/16"		2	0/ SAE	ISO 11926-1	7/8"-14 UNF FEMALE ORB			
06	10	3/8"	6	2	11/ SAE	ISO 8434-3	11/16"-16 UN MALE ORFS		3PLV-0-2-A M C	



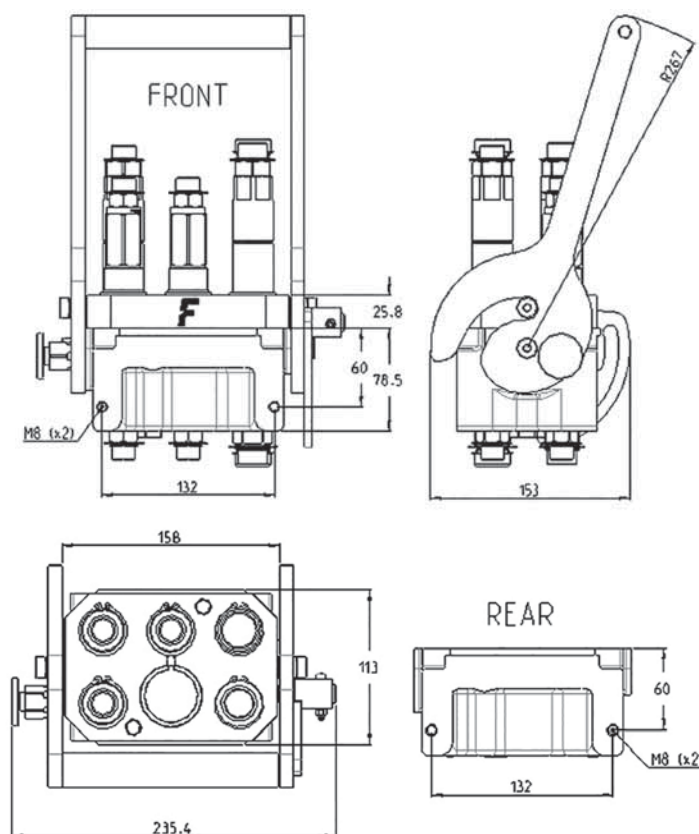


MF PLK

MultiFaster for harvesting application, 2 lines size 06, 3 lines size 09.

PLK series MultiFaster has been developed for harvesting applications. Interchangeable according to market driven standards. Two lines size 06, three lines size 09.

Applications



Technical Specifications

dash	Size		Working Pressure (MPa)	Flow Rate (l/min)	Spillage (ml)	Burst pressure (MPa)		
	mm	inch				Male	Female	Male + Female
06	10	3/8"	25	20	0.02	100	69	88
09	14.3	9/16"	25	35	0.02	100	69	88

Material	Cast Iron; Steel
Seals	NBR; PUR
Working temperatures	- 25 °C to + 100 °C
Surface treatment	MATE 500 (CrIII)

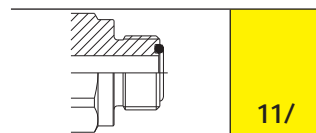
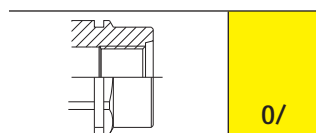
Valve Type	Flat
Connection	Lever
Disconnection	Lever
Connection Under Pressure	Allowed Male Half up to W.P.



PLK

Size					Thread Type					FIXED
dash	mm	inch	Housing	Number of Couplings	Thread Type	Standard	Thread	Electrical Connector N	Electrical Connector Type	Part Number
06	10	3/8"	6	2	11/ SAE	ISO 8434-3	11/16"-16 UN MALE ORFS			3PLK-0-5-B F C
09	14.3	9/16"		1	11/ SAE	ISO 8434-3	11/16"-16 UN MALE ORFS			
09	14.3	9/16"		1	11/ SAE	ISO 8434-3	13/16"-16 UN MALE ORFS			
09	14.3	9/16"		1	11/ SAE	ISO 8434-3	1"-14 UNS MALE ORFS			
06	10	3/8"	6	2	11/ SAE	ISO 8434-3	11/16"-16 UN MALE ORFS			3PLK-0-5-A F C
09	14.3	9/16"		1	11/ SAE	ISO 8434-3	11/16"-16 UN MALE ORFS			
09	14.3	9/16"		1	11/ SAE	ISO 8434-3	13/16"-16 UN MALE ORFS			
09	14.3	9/16"		1	11/ SAE	ISO 8434-3	1"-14 UNS MALE ORFS			

Size					Thread Type					MOBILE
dash	mm	inch	Housing	Number of Couplings	Thread Type	Standard	Thread	Electrical Connector N	Electrical Connector Type	Part Number
06	10	3/8"	6	2	11/ SAE	ISO 8434-3	11/16"-16 UN MALE ORFS			3PLK-0-5-C M C
09	14.3	9/16"		3	11/ SAE	ISO 8434-3	11/16"-16 UN MALE ORFS			
06	10	3/8"	6	2	11/ SAE	ISO 8434-3	11/16"-16 UN MALE ORFS			3PLK-0-4-A M C
09	14.3	9/16"		1	11/ SAE	ISO 8434-3	11/16"-16 UN MALE ORFS			
09	14.3	9/16"		1	11/ SAE	ISO 8434-3	13/16"-16 UN MALE ORFS			
06	10	3/8"	6	2	11/ SAE	ISO 8434-3	11/16"-16 UN MALE ORFS			3PLK-0-5-B M C
09	14.3	9/16"		1	11/ SAE	ISO 8434-3	11/16"-16 UN MALE ORFS			
09	14.3	9/16"		1	11/ SAE	ISO 8434-3	13/16"-16 UN MALE ORFS			
09	14.3	9/16"		1	11/ SAE	ISO 8434-3	1"-14 UNS MALE ORFS			
06	10	3/8"	6	3	11/ SAE	ISO 8434-3	11/16"-16 UN MALE ORFS			3PLK-0-5-A M C
09	14.3	9/16"		1	11/ SAE	ISO 8434-3	13/16"-16 UN MALE ORFS			
09	14.3	9/16"		1	11/ SAE	ISO 8434-3	1"-14 UNS MALE ORFS			
06	10	3/8"	6	2	0/ SAE	ISO 11926-1	3/4"-16 UNF MALE ORFS			3PLK-0-2-C M C
09	14.3	9/16"	6	1	11/ SAE	ISO 8434-3	13/16"-16 UN MALE ORFS			3PLK-0-2-B M C
09	14.3	9/16"		1	11/ SAE	ISO 8434-3	1"-14 UNS MALE ORFS			
06	10	3/8"	6	2	11/ SAE	ISO 8434-3	11/16"-16 UN MALE ORFS			3PLK-0-2-A M C

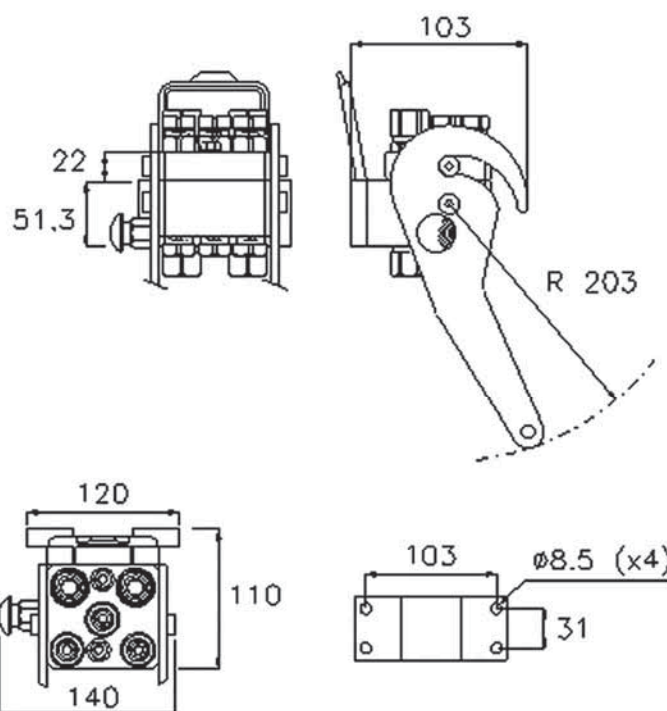




MF P5065

MultiFaster 5 lines, 2 lines 06, 3 lines 04.

Applications



Technical Specifications

dash	Size		Working Pressure (MPa)	Flow Rate (l/min)	Spillage (ml)	Burst pressure (MPa)		
	mm	inch				Male	Female	Male + Female
04	6.3	1/4"	25	20	0.008	100	100	100
06	10	3/8"	25	40	0.008	100	100	100

Material	Aluminium; Steel
Seals	NBR; PUR
Working temperatures	- 25 °C to + 100 °C
Surface treatment	MATE 500 (CrIII); Paint

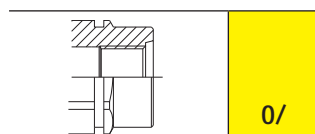
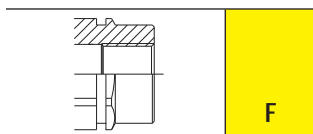
Valve Type	Flat
Connection	Lever
Disconnection	Lever
Connection Under Pressure	Allowed Residual




P5065

Size					Thread Type			Electrical Connector		FIXED
dash	mm	inch	Housing	Number of Couplings	Thread Type	Standard	Thread	N	Type	Part Number
04	6.3	1/4"	5	3	F BSPP	ISO 1179-1	BSPP 1/4" FEMALE			2P5065-5-F F C
06	10	3/8"		2	F BSPP	ISO 1179-1	BSPP 1/2" FEMALE			
04	6.3	1/4"	5	2	O/ SAE	ISO 11926-1	3/4" - 16 UNF FEMALE ORB			2P5065-4-A F C
06	10	3/8"		2	O/ SAE	ISO 11926-1	9/16" - 18 UNF FEMALE ORB			
04	6.3	1/4"	5	1	O/ SAE	ISO 11926-1	9/16" - 18 UNF FEMALE ORB			2P5065-3-A1 F C
06	10	3/8"		2	O/ SAE	ISO 11926-1	3/4" - 16 UNF FEMALE ORB			
04	6.3	1/4"	5	2	O/ SAE	ISO 11926-1	9/16" - 18 UNF FEMALE ORB			2P5065-2-A F C
04	6.3	1/4"	5	2	F BSPP	ISO 1179-1	BSPP 1/4" FEMALE			2P5065-2-14G FC
06	10	3/8"	5	2	F BSPP	ISO 1179-1	BSPP 1/2" FEMALE			2P5065-2-12G FC
04	6.3	1/4"	5	3	O/ SAE	ISO 11926-1	9/16" - 18 UNF FEMALE ORB			2P5065-5-A F C
06	10	3/8"		2	O/ SAE	ISO 11926-1	3/4" - 16 UNF FEMALE ORB			
04	6.3	1/4"	5	3	O/ SAE	ISO 11926-1	9/16" - 18 UNF FEMALE ORB			2P5065-3-A F C

Size					Thread Type			Electrical Connector		MOBILE
dash	mm	inch	Housing	Number of Couplings	Thread Type	Standard	Thread	N	Type	Part Number
04	6.3	1/4"	5	3	F BSPP	ISO 1179-1	BSPP 1/4" FEMALE			3P5065-5-F M C
06	10	3/8"		2	F BSPP	ISO 1179-1	BSPP 3/8" FEMALE			
04	6.3	1/4"	5	3	O/ SAE	ISO 11926-1	9/16"-18 UNF FEMALE ORB			3P5065-5-A M C
06	10	3/8"		2	O/ SAE	ISO 11926-1	3/4" - 16 UNF FEMALE ORB			
04	6.3	1/4"	5	2	O/ SAE	ISO 11926-1	9/16" - 18 UNF FEMALE ORB			3P5065-4-A M C
06	10	3/8"		2	O/ SAE	ISO 11926-1	3/4" - 16 UNF FEMALE ORB			
04	6.3	1/4"	5	3	O/ SAE	ISO 11926-1	9/16"-18 UNF FEMALE ORB			3P5065-3-A M C
04	6.3	1/4"	5	2	O/ SAE	ISO 11926-1	9/16"-18 UNF FEMALE ORB			3P5065-2-38S MC



MultiFaster G Type



P206G	pag 349
P208G	pag 351
P506G	pag 353
P508G	pag 355
P510G	pag 357
P608G	pag 359
P808G	pag 361

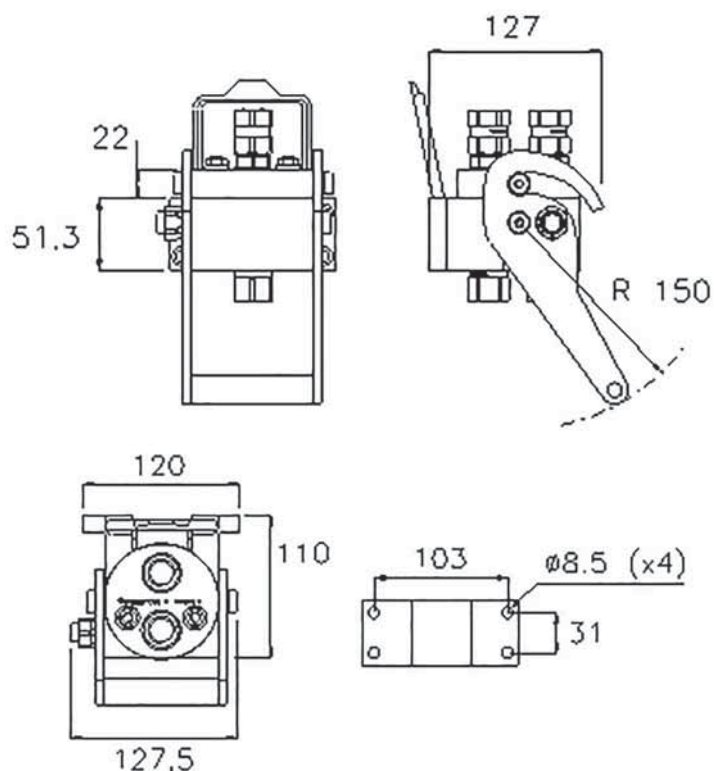
For more detailed information about MultiFaster, please refer to the website fastercouplings.com



MF P206G

MultiFaster 2 lines, size 06, "G" type, with greaser and Zinc-Nickel plating.

Applications



Technical Specifications

dash	Size		Working Pressure (MPa)	Flow Rate (l/min)	Spillage (ml)	Burst pressure (MPa)		
	mm	inch				Male	Female	Male + Female
06	10	3/8"	25	40	0.008	100	100	100

Material	Aluminium; Steel
Seals	NBR; PUR
Working temperatures	- 25 °C to + 100 °C
Surface treatment	MATE 1000 (ZnNi); Paint

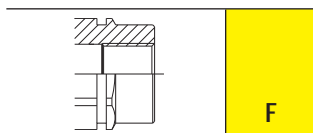
Valve Type	Flat
Connection	Lever
Disconnection	Lever
Connection Under Pressure	Allowed Residual



P206G

Size					Thread Type					FIXED
dash	mm	inch	Housing	Number of Couplings	Thread Type	Standard	Thread	Electrical Connector N	Connector Type	Part Number
06	10	3/8"	2	2	F BSPP	ISO 1179-1	BSPP 1/2" FEMALE			2P206G-2-12G FC

Size					Thread Type					MOBILE
dash	mm	inch	Housing	Number of Couplings	Thread Type	Standard	Thread	Electrical Connector N	Connector Type	Part Number
06	10	3/8"	2	2	F BSPP	ISO 1179-1	BSPP 3/8" FEMALE			3P206G-2-12G MC

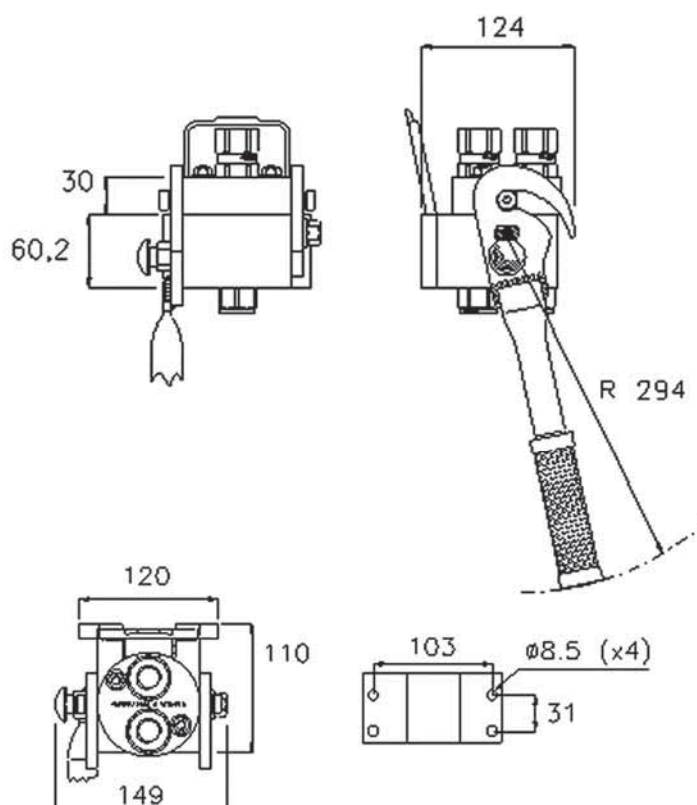




MF P208G

MultiFaster 2 lines, size 08, "G" type, with greaser and Zinc-Nickel plating.

Applications



Technical Specifications

dash	Size		Working Pressure (MPa)	Flow Rate (l/min)	Spillage (ml)	Burst pressure (MPa)		
	mm	inch				Male	Female	Male + Female
08	12.5	1/2"	25	70	0.01	100	100	100

Material	Aluminium; Steel
Seals	NBR; PUR
Working temperatures	- 25 °C to + 100 °C
Surface treatment	MATE 1000 (ZnNi); Paint

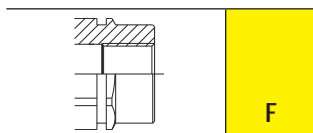
Valve Type	Flat
Connection	Lever
Disconnection	Lever
Connection Under Pressure	Allowed Residual



P208G

Size					Thread Type					FIXED
dash	mm	inch	Housing	Number of Couplings	Thread Type	Standard	Thread	Electrical Connector N	Connector Type	Part Number
08	12.5	1/2"	2	2	F BSPP	ISO 1179-1	BSPP 1/2" FEMALE			2P208G-2-12G FC

Size					Thread Type					MOBILE
dash	mm	inch	Housing	Number of Couplings	Thread Type	Standard	Thread	Electrical Connector N	Connector Type	Part Number
08	12.5	1/2"	2	2	F BSPP	ISO 1179-1	BSPP 1/2" FEMALE			3P208G-2-12G MC

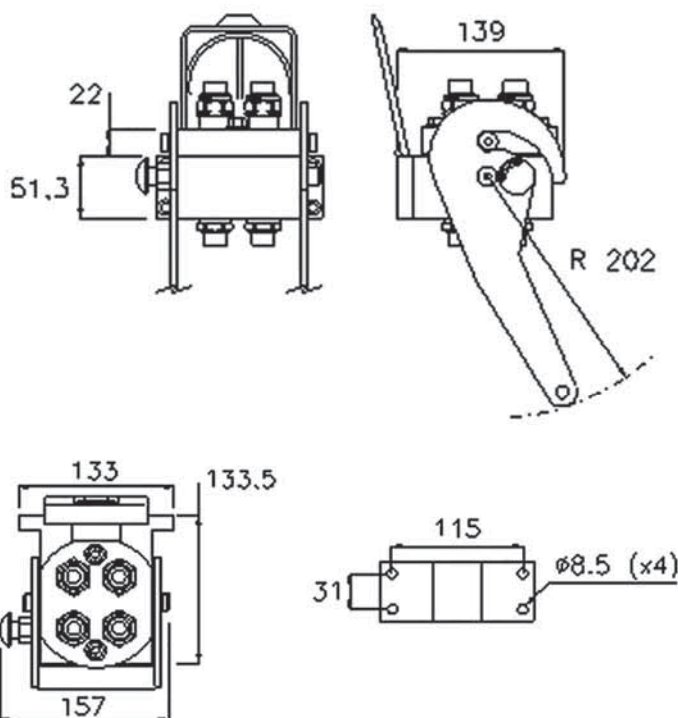




MF P506G

MultiFaster 4 lines, size 06, "G" type, with greaser and Zinc-Nickel plating.

Applications



Technical Specifications

dash	Size		Working Pressure (MPa)	Flow Rate (l/min)	Spillage (ml)	Burst pressure (MPa)		
	mm	inch				Male	Female	Male + Female
06	10	3/8"	25	40	0.008	100	100	100

Material	Aluminium; Steel
Seals	NBR; PUR
Working temperatures	- 25 °C to + 100 °C
Surface treatment	MATE 1000 (ZnNi); Paint

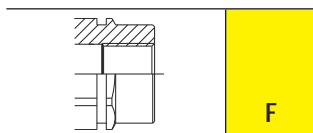
Valve Type	Flat
Connection	Lever
Disconnection	Lever
Connection Under Pressure	Allowed Residual



P506G

Size					Thread Type					FIXED
dash	mm	inch	Housing	Number of Couplings	Thread Type	Standard	Thread	Electrical Connector N	Connector Type	Part Number
06	10	3/8"	4	4	F BSPP	ISO 1179-1	BSPP 1/2" FEMALE			2P506G-4-12G FC

Size					Thread Type					MOBILE
dash	mm	inch	Housing	Number of Couplings	Thread Type	Standard	Thread	Electrical Connector N	Connector Type	Part Number
06	10	3/8"	4	4	F BSPP	ISO 1179-1	BSPP 1/2" FEMALE			3P506G-4-12G MC

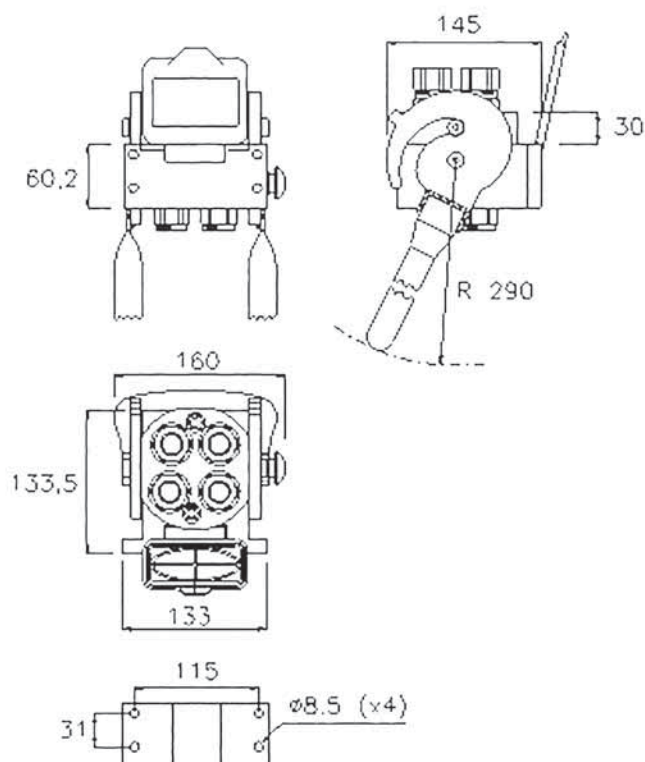




MF P508G

MultiFaster 4 lines, "G" type, with greaser and zinc-nickel plating.

Applications



Technical Specifications

dash	Size		Working Pressure (MPa)	Flow Rate (l/min)	Spillage (ml)	Burst pressure (MPa)		
	mm	inch				Male	Female	Male + Female
08	12.5	1/2"	25	70	0.01	100	100	100

Material	Aluminium; Steel
Seals	NBR; PUR
Working temperatures	- 25 °C to + 100 °C
Surface treatment	MATE 1000 (ZnNi); Paint

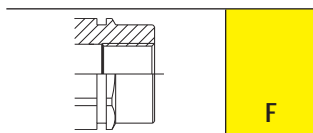
Valve Type	Flat
Connection	Lever
Disconnection	Lever
Connection Under Pressure	Allowed Residual



P508G

Size					Thread Type					FIXED
dash	mm	inch	Housing	Number of Couplings	Thread Type	Standard	Thread	Electrical Connector N	Connector Type	Part Number
08	12.5	1/2"	4	4	F BSPP	ISO 1179-1	BSPP 1/2" FEMALE			2P508G-4-12G FC

Size					Thread Type					MOBILE
dash	mm	inch	Housing	Number of Couplings	Thread Type	Standard	Thread	Electrical Connector N	Connector Type	Part Number
08	12.5	1/2"	4	4	F BSPP	ISO 1179-1	BSPP 1/2" FEMALE			3P508G-4-12G MC
08	12.5	1/2"	4	4	F BSPP	ISO 1179-1	BSPP 1/2" FEMALE			2P508G-4-12G MC

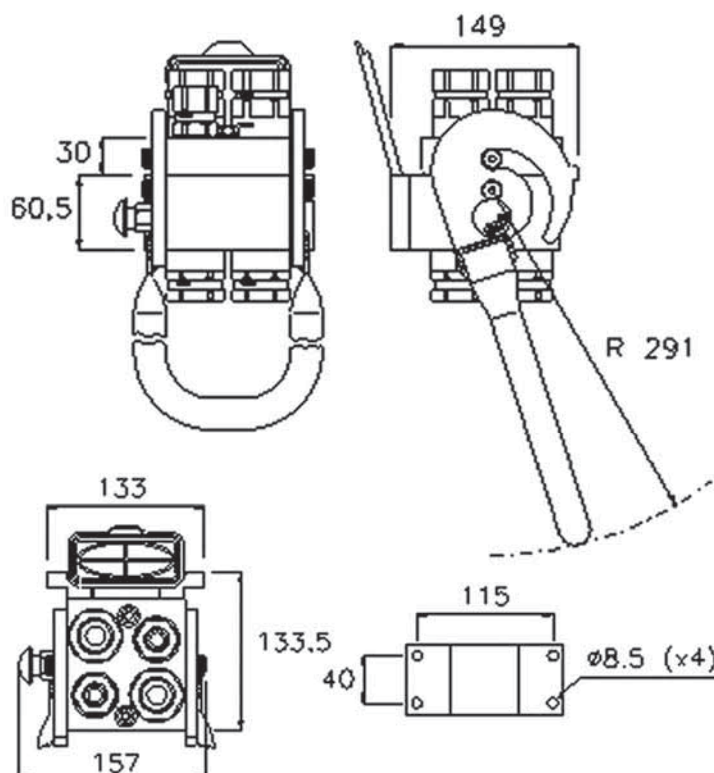




MF P510G

MultiFaster 4 lines, "G" type, with greaser and Zinc-Nickel plating. 2 lines size 08, 2 lines size 12.

Applications



Technical Specifications

dash	Size		Working Pressure (MPa)	Flow Rate (l/min)	Spillage (ml)	Burst pressure (MPa)		
	mm	inch				Male	Female	Male + Female
08	12.5	1/2"	25	70	0.01	100	100	100
12	20	3/4"	25	105	0.02	100	100	100

Material	Aluminium; Steel
Seals	NBR; PUR
Working temperatures	- 25 °C to + 100 °C
Surface treatment	MATE 1000 (ZnNi); Paint

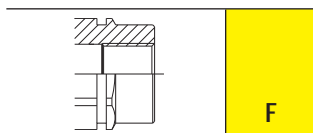
Valve Type	Flat
Connection	Lever
Disconnection	Lever
Connection Under Pressure	Allowed Residual



P510G

Size					Thread Type					FIXED
dash	mm	inch	Housing	Number of Couplings	Thread Type	Standard	Thread	Electrical Connector N Type		Part Number
08	12.5	1/2"	4	2	F BSPP	ISO 1179-1	BSPP 1/2" FEMALE			2P510G-4-A F C
12	20	3/4"		2	F BSPP	ISO 1179-1	BSPP 3/4" FEMALE			

Size					Thread Type					MOBILE
dash	mm	inch	Housing	Number of Couplings	Thread Type	Standard	Thread	Electrical Connector N Type		Part Number
08	12.5	1/2"	4	2	F BSPP	ISO 1179-1	BSPP 1/2" FEMALE			3P510G-4-A M C
12	20	3/4"		2	F BSPP	ISO 1179-1	BSPP 3/4" FEMALE			

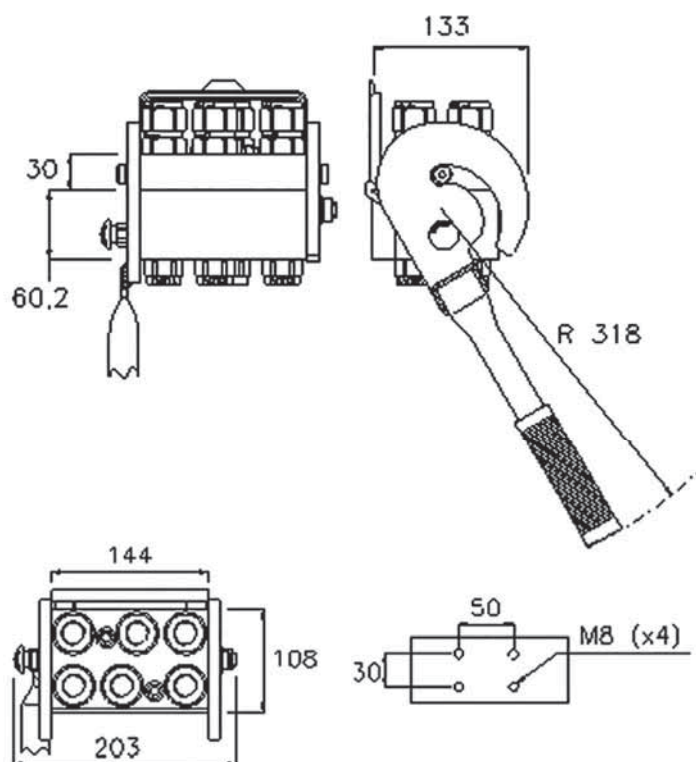




MF P608G

MultiFaster 6 lines, size 08, "G" type, with greaser and Zinc-Nickel plating.

Applications



Technical Specifications

dash	Size		Working Pressure (MPa)	Flow Rate (l/min)	Spillage (ml)	Burst pressure (MPa)		
	mm	inch				Male	Female	Male + Female
08	12.5	1/2"	25	70	0.01	100	100	100

Material	Aluminium; Steel
Seals	NBR; PUR
Working temperatures	- 25 °C to + 100 °C
Surface treatment	MATE 1000 (ZnNi); Paint

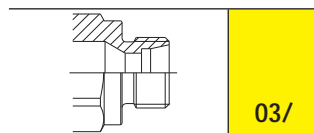
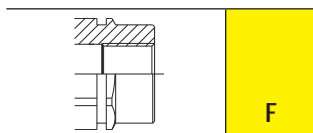
Valve Type	Flat
Connection	Lever
Disconnection	Lever
Connection Under Pressure	Allowed Residual



P608G

Size					Thread Type					FIXED
dash	mm	inch	Housing	Number of Couplings	Thread Type	Standard	Thread	Electrical Connector N	Connector Type	Part Number
08	12.5	1/2"	6	6	F BSPP	ISO 1179-1	BSPP 1/2" FEMALE			2P608G-6-12G FC
08	12.5	1/2"	6	4	03/ METRIC	ISO 8434-1-S	M24x1.5 MALE 16S			2P608G-4-E F C

Size					Thread Type					MOBILE
dash	mm	inch	Housing	Number of Couplings	Thread Type	Standard	Thread	Electrical Connector N	Connector Type	Part Number
08	12.5	1/2"	6	6	F BSPP	ISO 1179-1	BSPP 1/2" FEMALE			3P608G-6-12G MC
08	12.5	1/2"	6	4	F BSPP	ISO 1179-1	BSPP 1/2" FEMALE			3P608G-4-E M C
08	12.5	1/2"	6	6	F BSPP	ISO 1179-1	BSPP 1/2" FEMALE			2P608G-6-12G MC

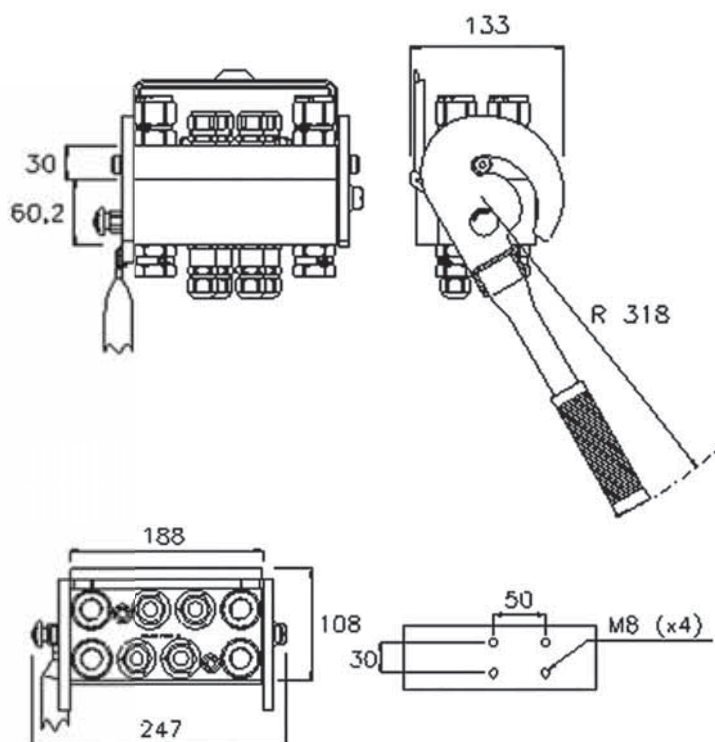




MF P808G

MultiFaster 8 lines, size 08, "G" type, with greaser and Zinc-Nickel plating.

Applications



Technical Specifications

dash	Size		Working Pressure (MPa)	Flow Rate (l/min)	Spillage (ml)	Burst pressure (MPa)		
	mm	inch				Male	Female	Male + Female
08	12.5	1/2"	25	70	0.01	100	100	100

Material	Aluminium; Steel
Seals	NBR; PUR
Working temperatures	- 25 °C to + 100 °C
Surface treatment	MATE 1000 (ZnNi); Paint

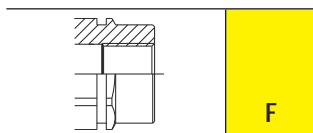
Valve Type	Flat
Connection	Lever
Disconnection	Lever
Connection Under Pressure	Allowed Residual




P808G

Size					Thread Type					FIXED
dash	mm	inch	Housing	Number of Couplings	Thread Type	Standard	Thread	Electrical Connector N	Connector Type	Part Number
08	12.5	1/2"	8	8	F BSP	ISO 1179-1	BSP 1/2" FEMALE			2P808G-8-12G FC

Size					Thread Type					MOBILE
dash	mm	inch	Housing	Number of Couplings	Thread Type	Standard	Thread	Electrical Connector N	Connector Type	Part Number
08	12.5	1/2"	8	8	F BSP	ISO 1179-1	BSP 1/2" FEMALE			3P808G-8-12G MC



MultiFaster High Pressure



PH406	pag 365
PH408	pag 367
PH510	pag 369

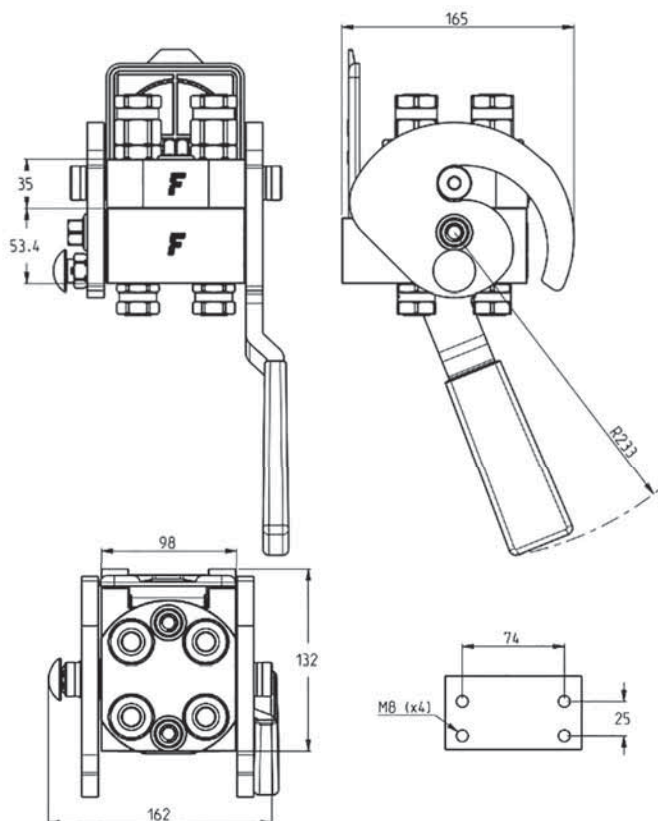
For more detailed information about MultiFaster, please refer to the website fastercouplings.com



MF PH406

MultiFaster, high pressure version, 4 lines size 06.

Applications



Technical Specifications

dash	Size		Working Pressure (MPa)	Flow Rate (l/min)	Spillage (ml)	Burst pressure (MPa)		
	mm	inch				Male	Female	Male + Female
06	10	3/8"	46	35	0.008	138	138	138

Material	Aluminium; Stainless Steel
Seals	NBR; PUR
Working temperatures	- 25 °C to + 100 °C
Surface treatment	MATE 1000 (ZnNi); Paint

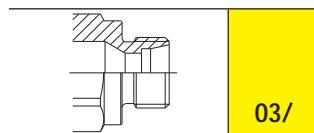
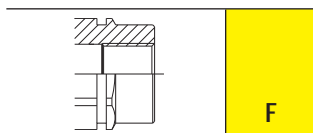
Valve Type	Flat
Connection	Lever
Disconnection	Lever
Connection Under Pressure	Allowed Residual



PH406

Size					Thread Type					FIXED
dash	mm	inch	Housing	Number of Couplings	Thread Type	Standard	Thread	Electrical Connector N	Connector Type	Part Number
06	10	3/8"	4	4	03/ METRIC	ISO 8434-1-S	M20x1.5 MALE 12S			PH406-4-A F C
06	10	3/8"	4	4	F BSPP	ISO 1179-1	BSPP 3/8" FEMALE			PH406-4-38G F C

Size					Thread Type					MOBILE
dash	mm	inch	Housing	Number of Couplings	Thread Type	Standard	Thread	Electrical Connector N	Connector Type	Part Number
06	10	3/8"	4	4	03/ METRIC	ISO 8434-1-S	M20x1.5 MALE 12S			3PH406-4-A M C
06	10	3/8"	4	4	F BSPP	ISO 1179-1	BSPP 3/8" FEMALE			3PH406-4-38G MC

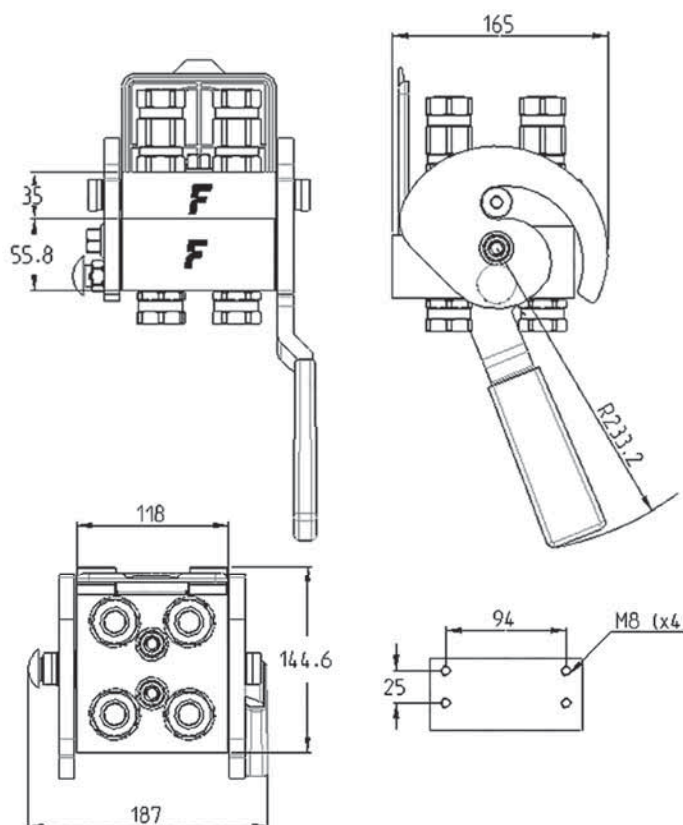


MF PH408



MultiFaster, high pressure version, 4 lines size 08.

Applications



Technical Specifications

dash	Size mm	inch	Working Pressure (MPa)	Flow Rate (l/min)	Spillage (ml)	Burst pressure (MPa)		
						Male	Female	Male + Female
08	12.5	1/2"	46	60	0.01	138	138	138

Material	Aluminium; Stainless Steel
Seals	NBR; PUR
Working temperatures	- 25 °C to + 100 °C
Surface treatment	MATE 1000 (ZnNi); Paint

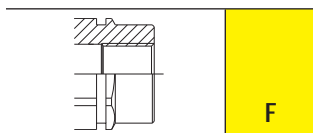
Valve Type	Flat
Connection	Lever
Disconnection	Lever
Connection Under Pressure	Allowed Residual



PH408

Size					Thread Type					FIXED
dash	mm	inch	Housing	Number of Couplings	Thread Type	Standard	Thread	Electrical Connector N	Connector Type	Part Number
08	12.5	1/2"	4	4	F BSP	ISO 1179-1	BSP 1/2" FEMALE			PH408-4-12G F C

Size					Thread Type					MOBILE
dash	mm	inch	Housing	Number of Couplings	Thread Type	Standard	Thread	Electrical Connector N	Connector Type	Part Number
08	12.5	1/2"	4	4	F BSP	ISO 1179-1	BSP 1/2" FEMALE			3PH408-4-12G MC

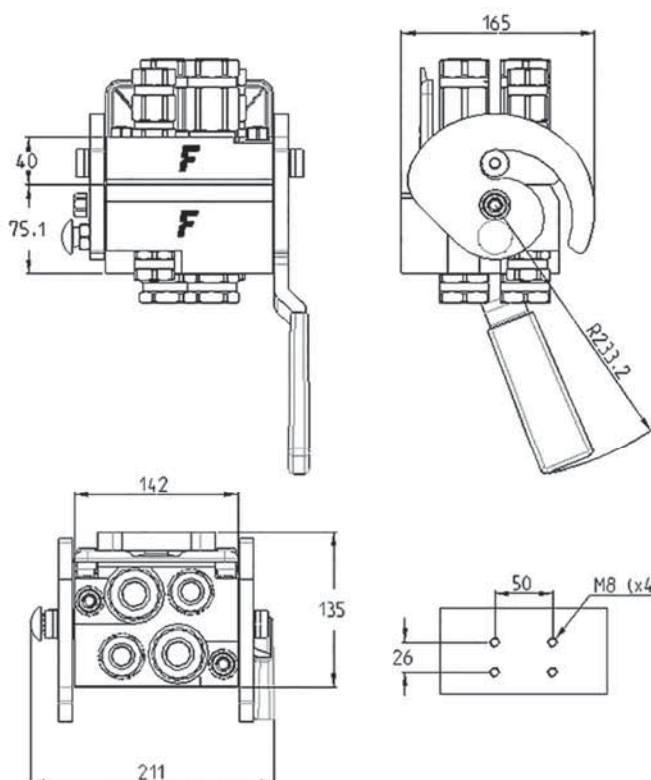




MF PH510

MultiFaster, high pressure version, 2 lines size 08,
2 lines size 12.

Applications



Technical Specifications

dash	Size		Working Pressure (MPa)	Flow Rate (l/min)	Spillage (ml)	Burst pressure (MPa)		
	mm	inch				Male	Female	Male + Female
08	12.5	1/2"	46	60	0.01	138	138	138
12	20	3/4"	46	105	0.02	138	138	138

Material	Aluminium; Stainless Steel
Seals	NBR; PUR
Working temperatures	- 25 °C to + 100 °C
Surface treatment	MATE 1000 (ZnNi); Paint

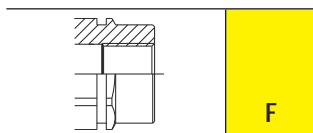
Valve Type	Flat
Connection	Lever
Disconnection	Lever
Connection Under Pressure	Allowed Residual




PH510

Size					Thread Type					FIXED
dash	mm	inch	Housing	Number of Couplings	Thread Type	Standard	Thread	Electrical Connector N Type		Part Number
08	12.5	1/2"	4	2	F BSPP	ISO 1179-1	BSPP 1/2" FEMALE			PH510-4-A F C
12	20	3/4"		2	F BSPP	ISO 1179-1	BSPP 3/4" FEMALE			

Size					Thread Type					MOBILE
dash	mm	inch	Housing	Number of Couplings	Thread Type	Standard	Thread	Electrical Connector N Type		Part Number
08	12.5	1/2"	4	2	F BSPP	ISO 1179-1	BSPP 1/2" FEMALE			3PH510-4-A M C
12	20	3/4"		2	F BSPP	ISO 1179-1	BSPP 3/4" FEMALE			



Accessories and Spares for MultiFaster



Couplings for MultiFaster

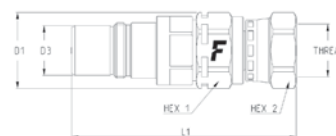
Couplings for MultiFaster - Standard	pag 373
Couplings for MultiFaster - Harvesting	pag 376
Couplings for MultiFaster - G-Type	pag 377
Couplings for MultiFaster - High Pressure	pag 378

Accessories and Spares for Fixed Half

Fixed plates	pag 380
Levers	pag 382
Dust protections	pag 384
Safety locks	pag 385
Electrical connectors	pag 386

Accessories and Spares for Mobile Half

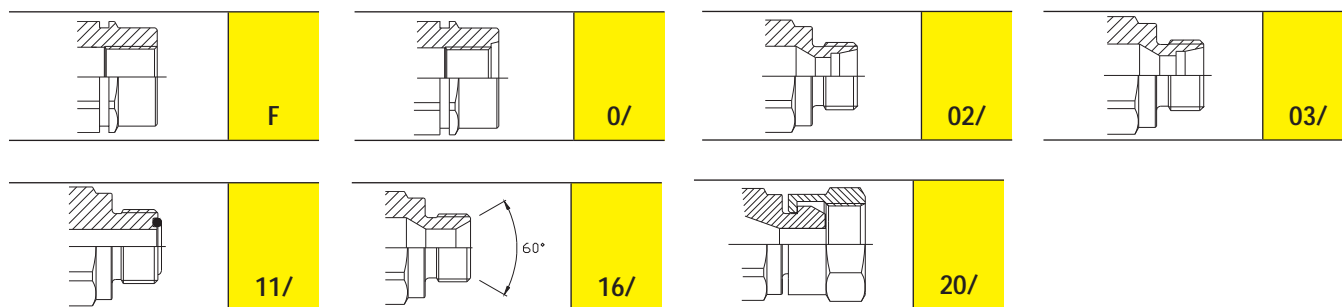
Mobile plates	pag 388
Electrical connectors	pag 390
Seals	pag 391
Screws	pag 392
Plugs	pag 393
Guiding pins	pag 394
Docking systems	pag 395



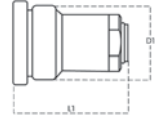
Couplings for MF Standard

Size			Thread Details			COUPLINGS FOR MOBILE PLATE								Available for series
dash	mm	inch	Thread Type	Standard	Thread	Part Number	Pressure eliminator	L1 (L1+ thread)	D3	HEX 1				
								mm	inch	mm	inch	mm	inch	
08	12.5	1/2"	03/ METRIC	ISO 8434-1-S	M24x1.5 Male	KIT2FNP12-3/24M	NO	87.7	3.5	32	1.2	24.9	1.0	P12A - P508 - P510 P608
08	12.5	1/2"	02/ METRIC	ISO 8434-1-L	M22x1.5 Male	KIT2FNP12-2/22M	NO	85.7	3.4	32	1.2	24.9	1.0	P208 - P506 - P508 P510 - P608 - P808 PS08 - P506
08	12.5	1/2"	02/ METRIC	ISO 8434-1-L	M18x1.5 Male	KIT2FNP12-2/18M	NO	109.5	4.3	32	1.2	24.9	1.0	P208 - P508
08	12.5	1/2"	0/ SAE	ISO 11926-1	3/4" - 16 UNF FEMALE ORB	KIT2FNP12-12SM	NO	87	3.4	32	1.2	24.9	1.0	P12A - P208 - P508 P510 - P608 - P808
08	12.5	1/2"	11/ SAE	ISO 8434-3	13/16"-16 UN MALE ORFS	KIT2FNP1211/12S	NO	86.7	3.4	32	1.2	24.9	1.0	P208 - P508 - P608 P808 - P608
08	12.5	1/2"	F BSPP	ISO 1179-1	BSPP 1/2" FEMALE	KIT2FNP12GAS M	NO	87	3.4	32	1.2	24.9	1.0	P12A - P208 - P506 P508 - P510 - P608 P808 - PS08
08	12.5	1/2"	F BSPP	ISO 1179-1	BSPP 1/2" FEMALE	KIT2FNP12G M2V*	NO	90	3.5	32	1.2	24.9	1.0	P12A - P12B - P508
12	20	3/4"	F BSPP	ISO 1179-1	BSPP 3/4" FEMALE	KIT3FNP34GAS M	YES	132.85	5.2	42	1.6	29.9	1.2	P412 - P510
12	20	3/4"	0/ SAE	ISO 11926-1	1 - 1/16" - 12 UN FEMALE ORB	KIT3FNP34-34SM	YES	132.9	5.2	42	1.6	29.9	1.2	P412 - P510
12	20	3/4"	F BSPP	ISO 1179-1	BSPP 3/4" FEMALE	KIT2FNP34GAS M	NO	106.5	4.2	41	1.6	29.9	1.2	P510
12	20	3/4"	0/ SAE	ISO 11926-1	1 - 1/16" - 12 UN FEMALE ORB	KIT2FNP34-34SM	NO	104.9	41.3	41	1.6	29.9	1.2	P510
16	25	1"	F BSPP	ISO 1179-1	BSPP 1" FEMALE	KIT3FNP1 GAS M	YES	146.7	5.8	50	2	36	1.4	P316

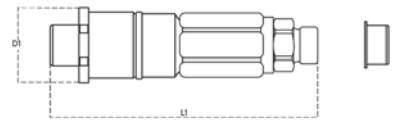
* Couplings in Stainless Steel and seals in FKM.



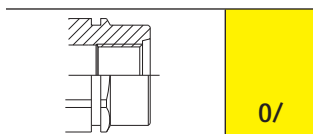
Couplings for MF Harvesting



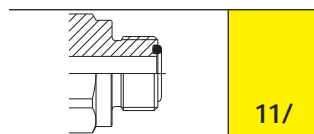
Size			Thread Details			COUPLINGS FOR FIXED PLATE							Available for series
dash	mm	inch	Thread Type	Standard	Thread	Part Number	L1 (L1+ thread)		D1		HEX 1		
							mm	inch	mm	inch	mm	inch	
06	10.0	3/8"	11/ SAE	ISO 8434-3	11/16"-16 UN MALE ORFS	KIT 2FFC06 F	90	3.5	37	1.5	34	1.3	PLV
06	10.0	3/8"	11/ SAE	ISO 8434-3	11/16"-16 UN MALE ORFS	KIT 2FFB06 F	55	2.2	39.5	1.6			PLK
09	14.3	9/16"	11/ SAE	ISO 8434-3	11/16"-16 UN MALE ORFS	KIT 2FFBS09 F	59	2.3	39.5	1.6			PLK
09	14.3	9/16"	11/ SAE	ISO 8434-3	13/16"-16 UN MALE ORFS	KIT 2FFB09 F	59	2.3	39.4	1.6			PLV



Size			Thread Details			COUPLINGS FOR MOBILE PLATE							Available for series	
dash	mm	inch	Thread Type	Standard	Thread	Part Number	Pressure eliminator	L1 (L1+ thread)		D3		HEX 1		
								mm	inch	mm	inch	mm	inch	
06	10.0	3/8"	11/ SAE	ISO 8434-3	11/16"-16 UN MALE ORFS	KIT3FFP0611/38S	YES	129	5.1	22	0.9	19.7	0.8	PLK - PLV
06	10.0	3/8"	0/ SAE	ISO 11926-1	3/4"-16 UNF FEMALE ORB	KIT3FFP06-12S M	YES	108	4.3	27	1.1	19.7	0.8	PLK - PLV
09	14.3	9/16"	11/ SAE	ISO 8434-3	13/16"-16 UN MALE ORFS	KIT3FFP0911/12S	YES	157	6.2	27	1.1	26.4	1.0	PLK - PLV
09	14.3	9/16"	11/ SAE	ISO 8434-3	11/16"-16 UN MALE ORFS	KIT3FFP0911/38S	YES	155	6.1	27	1.1	26.4	1.0	PLK
09	14.3	9/16"	11/ SAE	ISO 8434-3	1"-14 UNS MALE ORFS	KIT3FFP0911/58S	YES	159	6.3	27	1.1	26.4	1.0	PLK - PLV
09	14.3	9/16"	0/ SAE	ISO 11926-1	7/8"-14 UNF FEMALE ORB	KIT3FFP09-58S M	YES	132	5.2	29	1.1	26.4	1.0	PLK - PLV



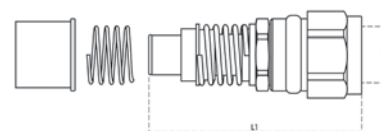
0/



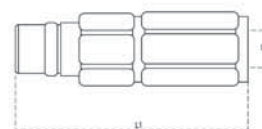
11/

Couplings for MF G-Type

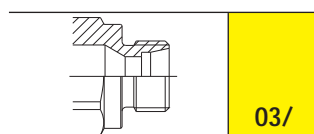
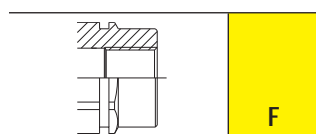
Couplings with surface treatment in Zinc-Nickel



Size			Thread Details			COUPLINGS FOR FIXED PLATE						Available for series	
dash	mm	inch	Thread Type	Standard	Thread	Part Number	L1 (L1+ thread)		D1		HEX 1		
							mm	inch	mm	inch	mm	inch	
06	10	3/8"	F BSPP	ISO 1179-1	BSPP 1/2" FEMALE	KIT2FNB38-12GF7	74.3	2.9	19.7	0.8	27	1.1	P206G - P506G
08	12.5	1/2"	F BSPP	ISO 1179-1	BSPP 1/2" FEMALE	KIT2FNB12GAS F7	81	3.2	33	1.3	30	1.2	P208G - P508G - P510G P608G
08	12.5	1/2"	O3/ METRIC	ISO 8434-1-S	M24x1.5 Male	KIT2FNB12-3/247	86	3.4	33	1.3	30	1.2	P608G
12	20	3/4"	F BSPP	ISO 1179-1	BSPP 3/4" FEMALE	KIT2FNB34GAS F7	100.7	4	47	1.9	42	1.6	P510G

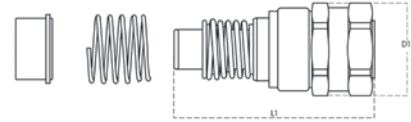


Size			Thread Details			COUPLINGS FOR MOBILE PLATE						Available for series		
dash	mm	inch	Thread Type	Standard	Thread	Part Number	Pressure eliminator	L1 (L1+ thread)		D3		HEX 1		
								mm	inch	mm	inch	mm	inch	
06	10	3/8"	F BSPP	ISO 1179-1	BSPP 1/2" FEMALE	KIT3FNP38-12GM7	YES	108	4.3	27	1.1	19.6	0.8	P206G - P506G
08	12.5	1/2"	F BSPP	ISO 1179-1	BSPP 1/2" FEMALE	KIT3FNP12GAS M7	YES	121.1	4.8	34	1.3	24.9	1.0	P208G - P50G P510G - P508G
08	12.5	1/2"	O3/ METRIC	ISO 8434-1-S	M24x1.5 Male	KIT3FNP123/24S7	YES	120.9	4.8	34	1.3	24.9	1.0	P608G
12	20	3/4"	F BSPP	ISO 1179-1	BSPP 3/4" FEMALE	KIT3FNP34GAS M7	YES	132.9	5.2	42	1.6	29.9	1.2	P510G

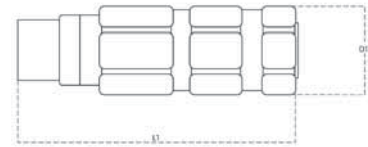


Couplings for MF High Pressure

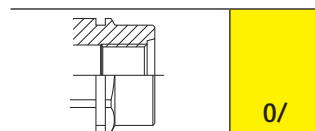
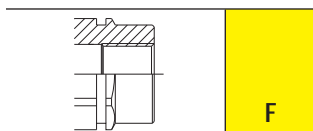
Couplings with surface treatment in Zinc-Nickel



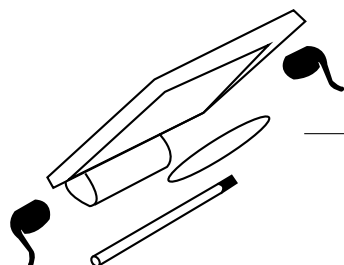
Size			Thread Details			COUPLINGS FOR FIXED PLATE						Available for series	
dash	mm	inch	Thread Type	Standard	Thread	Part Number	L1 (L1+ thread)		D1		HEX 1		
							mm	inch	mm	inch	mm	inch	
06	10	3/8"	F BSPP	ISO 1179-1	BSPP 3/8" FEMALE	KITFHB06-38GF	75	3	30	1.2	30	1.2	PH
08	12,5	1/2"	F BSPP	ISO 1179-1	BSPP 1/2" FEMALE	KITFHB08-12GF	80,5	3,2	37	1,5	37	1,5	PH
12	20	3/4"	F BSPP	ISO 1179-1	BSPP 3/4" FEMALE	KITFHB12-34GF	100	3,9	47	1,9	42	1,6	PH
16	25	1"	F BSPP	ISO 1179-1	BSPP 1" FEMALE	KITFHB16-1GF	99,8	3,9	55	2,2	55	2,1	PH



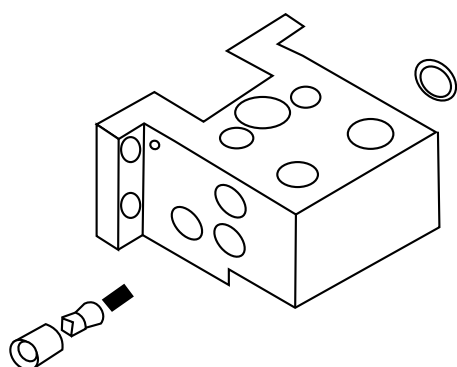
Size			Thread Details			COUPLINGS FOR MOBILE PLATE						Available for series		
dash	mm	inch	Thread Type	Standard	Thread	Part Number	Pressure eliminator	L1 (L1+ thread)		D3			HEX 1	
								mm	inch	mm	inch	mm	inch	
06	10	3/8"	F BSPP	ISO 1179-1	BSPP 3/8" FEMALE	KIT3FHP06-38GM	YES	96.4	3.8	30	1.2	19.6	0.8	PH
08	12,5	1/2"	F BSPP	ISO 1179-1	BSPP 1/2" FEMALE	KIT3FHP08-12GM	YES	115.7	4.6	34	1.3	24.9	1.0	PH
12	20	3/4"	O/ BSPP	BS 5380	BSPP 3/4 FEMALE ORB	KIT3FHP12-34GM	YES	129	5.1	42	1.6	29.9	1.2	PH
16	25	1"	F BSPP	ISO 1179-1	BSPP 1" FEMALE	KIT3FHP16-1GM	YES	145	5.7	34	1.3	36	1.4	PH



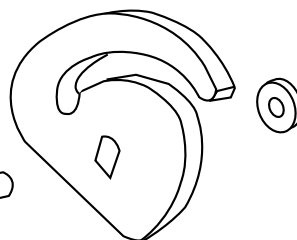
Accessories and Spares for Fixed half




Dust Protections
Pag 384



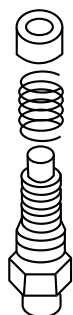
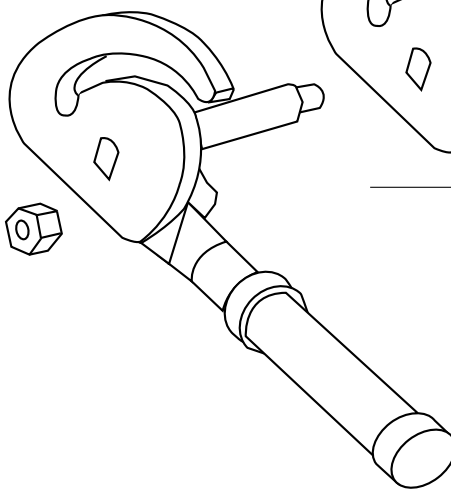
Fixed Plates
Pag 380



Levers
Pag 382

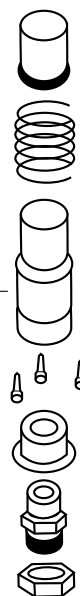


Safety Locks
Pag 385



Couplings for Fixed Plate
Pag 373











Electrical Connectors
Pag 386








Fixed plates

Complete fixed half without couplings.

	Part number	Available for series
	KIT PBO6 F L	PB06
	KIT P206 F L	P206
	KIT P208 F L	P208
	KIT P306 F L	P306
	KIT P4A F L	P316
	KIT P506 F L	P506
	KIT P506-1 F L	P506-X
	KIT P508 F L	P508
	KIT P510 F L	P510
	KIT PS06 F L	PS06











Fixed plates

Complete fixed half without couplings.










	Part number	Available for series
	KIT PS08 F L	PS08
	KIT P606 F L	P606
	KIT P608 F L	P608
	KIT P5068 F L	P5068
	KIT P808 F L	P808
	KIT PLV F L	PLV
	KIT PLK F L	PLK
	KIT P5065 F L	P5065
	KIT P506G F L	P506G



Levers

	Part number	Description
	KIT LPB06	PB06
	KIT LP206	P206
	KIT LP208	P208
	KIT LP506	P506
	KIT LP506-1	P506-x
	KIT LP508	P508
	KIT LP510	P510
	KIT LP606	P606 - PS06
	KIT LP608	P608
	KIT LP808	P808

Levers

	Part number	Description
	KIT LP10A	P10A
	KIT LPLV	PLV
	KIT LP206G	P206G
	KIT LP208G	P208G
	KIT LP506G	P506G
	KIT LP508G	P508G
	KIT LP510G	P510G
	KIT LP608G	P608G
	KIT LP808G	P808G



Dust protections

Automatic dust protections to prevent dust and dirt depositing on the fixed half when uncoupled.

	Part number	Available for series
	KIT TA PB06	PB06
	KIT TA P2	P206 - P206G - P208 P208G - P306 - P404
	KIT TA P5	P506 - P5065 - P5066 P5068 - P506G - P508G P510G - P508 - P412
	KIT TA P6	P606 - PS06 - PS08
	KIT TA P608	P608 - P608G
	KIT TA P8	P1004 - P10A - P316 P808 - P808G






Safety locks


	Part number	Available for series
	KIT SP4	P206 - P506 - P5068
	KIT SP4 7	P206G
	KIT SP5*	P206 - P506 - P10A - P12A - P1504 P208 - P208G - P306 - P316 - P404 P406A - P506 - P5065 - P5068 - P1004 P508 - P5066 P510 - P606 - P608 P808 - PB06 PS06 - PS08
	KIT SP5 S	P1004 - P10A - P12A - P1504 - P208 P208G - P306 - P316 - P404 - P406A P506 - P5065 - P508 - P5066 - P510 P606 - P608 - P808 - PB06 - PS06 PS08
	KIT SP5 7	P208G - P506G - P508G - P510G P608G - P808G - PH406 - PH408 PH510
	KIT SP6	PLK

* KIT SP5 is composed by KIT SP4 + KIT SP5 S.



Electrical connectors

	Part number	Number Pins
	KIT SPELO8-3F	3
	KIT SPELO8-7F	7
	KIT SPELM08-7F	7

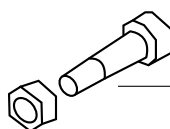
	Part number	Description
	KIT CCSPELO8-7	Cable terminal jit for 7 poles electrical connector

Accessories and Spares for Mobile half

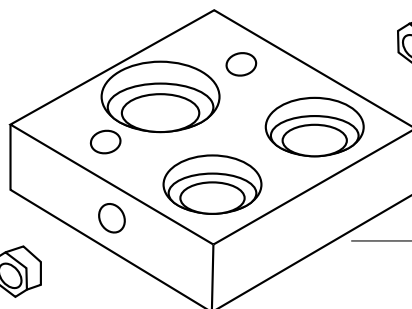
Plugs
Pag 393



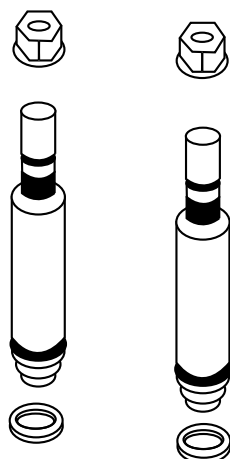
Screws
Pag 392



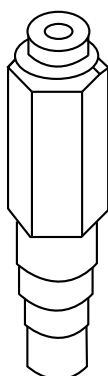
Mobile Plates
Pag 388



Guiding Pins
Pag 394



Couplings for Mobile Plate
Pag 374



Seals
Pag 391



Electrical Connectors
Pag 390













Mobile plates

Complete mobile half without couplings.

	Part number	Available for series
	KIT PBO6 M	PB06
	KIT P206 M	P206
	KIT P208 M	P208
	KIT P306 M	P306
	KIT P506 M	P506
	KIT P506-1 M	P506-X
	KIT P508 M	P508
	KIT P510 M	P510
	KIT PS06 M	PS06
	KIT PS06-0 M	PS06-X




Mobile plates

Complete mobile half without couplings.

	Part number	Available for series
	KIT PS08 M	PS08
	KIT P606 M	P606
	KIT P608 M	P608
	KIT P5068 M	P5068
	KIT P808 M	P808
	KIT PLV M	PLV
	KIT PLK M	PLK
	KIT P5065 M	P5065



Electrical connectors

	Part number	Number Pins
	KIT SPELO8-3M	3
	KIT SPELO8-7M	7
	KIT SPELM08-7M	7



Seals










Part number	Available for series	Number of sets	Material
SK MF 14	1/4"	10	PUR
SK MF 38	3/8"	10	PUR
SK MF 12	1/2"	10	PUR
SK MF 916	9/16"	10	PUR
SK MF 34	3/4"	10	PUR
SK MF 1	1"	10	PUR
SK MF 112	1-1/2"	5	PUR



Screws

Screws with rollers for mobile half to engage with the cams.

	Part number	Available for series
	KIT VP4	P206 - P506 - P5065 P606 - PS06 - PSA06
	KIT VP4 7	P206G - P506G
	KIT VP8	P1004 - P10A - P12A - P1504 P208 - P306 - P404 - P506 P508 - P510 - P608 - P808 - PS08
	KIT VP8 7	P508G - P510G - P208G - P608G
	KIT VPB06	PB06
	KIT VP116	P316
	KIT VPLK M	PLK - PLV



Plugs





Plugs for the empty housings on the mobile half of the MultiFaster.

	Part number	Available for series
	KIT TSP 38 M	3/8"
	KIT TSP 12 M	1/2"
	KIT TSP 34 M	3/4"
	KIT TPLK 32	Special size for PLV, PLK series



Guiding pins








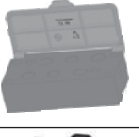



Pins to guide the connection manoeuvre.

	Part number	Available for series
	KIT GP4	P10A - P12A - P1504 - P206 - P208 P306 - P404 - P406A - P412 - P506 P5065 - P5066 - P5068 - P508 - P510 P606 - P608 - PS06 - PS08
	KIT GP4 7	P208G - P508G - P608G P206G - P506G - P510G
	KIT GP8	P808
	KIT GP8 7	P808G



Docking systems

Docking station to park the mobile half when not in use.

	Part number	Available for series
	S PS	P506
	S P2	P206 - P208
	S P404	P404
	S P5	P506 - P506-X - P508
	S P510	P510 - P510G
	S P5065	P5065
	S P5068	P5068
	S P6	P606
	S P608	P608 - P608G
	S P8	P808 - P806G
	S PB06	PB06

Index

PRODUCT	SECTION	PAGE
AGRI	Agriculture	pag 55
ANV	Agriculture	pag 51
CFPV	Agriculture	pag 65
CNV	Agriculture	pag 69
CPV	Agriculture	pag 61
CVC	Screw to Connect	pag 183
CVE	Screw to Connect	pag 187
CVLS	Screw to Connect	pag 181
CVV	Screw to Connect	pag 175
DF	Check Valves and Diagnostic	pag 227
FB	Screw to Connect	pag 203
FFC	Flat Face	pag 161
FFH	Flat Face	pag 139
FFHP	High Pressure	pag 237
FHV	Flat Face	pag 163
FHVFR	BOP	pag 249
FPI	Agriculture	pag 125
FSH	Flat Face	pag 147
HNV	Sleeve Retraction	pag 21
HNV brass	Sleeve Retraction	pag 25
HNV stainless steel	Sleeve Retraction	pag 29
HNVFR	BOP	pag 247
HNVN	Sleeve Retraction	pag 33
Manifold blocks	Casting Solutions	pag 271
NL	Sleeve Retraction	pag 15
NS	Sleeve Retraction	pag 11
NV	Sleeve Retraction	pag 7
OGV	Screw to Connect	pag 205
OGVFR	BOP	pag 251
P1004	MultiFaster Standard	pag 329

PRODUCT	SECTION	PAGE
P10A	MultiFaster Standard	pag 331
P12A	MultiFaster Standard	pag 333
P12B	MultiFaster Standard	pag 335
P1504	MultiFaster Standard	pag 337
P206	MultiFaster Standard	pag 285
P206G	MultiFaster G Type	pag 349
P208	MultiFaster Standard	pag 287
P208G	MultiFaster G Type	pag 351
P306	MultiFaster Standard	pag 289
P316	MultiFaster Standard	pag 291
P404	MultiFaster Standard	pag 293
P406A	MultiFaster Standard	pag 295
P412	MultiFaster Standard	pag 297
P506	MultiFaster Standard	pag 299
P506-x	MultiFaster Standard	pag 301
P5065	Multifaster Harvesting	pag 345
P5066	MultiFaster Standard	pag 319
P5068	MultiFaster Standard	pag 325
P506G	MultiFaster G Type	pag 353
P508	MultiFaster Standard	pag 303
P508G	MultiFaster G Type	pag 355
P510	MultiFaster Standard	pag 307
P510G	MultiFaster G Type	pag 357
P606	MultiFaster Standard	pag 321
P608	MultiFaster Standard	pag 323
P608G	MultiFaster G Type	pag 359
P808	MultiFaster Standard	pag 327
P808G	MultiFaster G Type	pag 361
PB06	MultiFaster Standard	pag 283


PRODUCT	SECTION	PAGE
PH406	MultiFaster High Pressure	pag 365
PH408	MultiFaster High Pressure	pag 367
PH510	MultiFaster High Pressure	pag 369
PLK	Multifaster Harvesting	pag 343
PLV	Multifaster Harvesting	pag 341
PS	Agriculture	pag 59
PS06	MultiFaster Standard	pag 311
PS06-x	MultiFaster Standard	pag 313
PS08	MultiFaster Standard	pag 317
PSA06	MultiFaster Standard	pag 315
PV	Agriculture	pag 57
PVSM	High Pressure	pag 235
PVVM	High Pressure	pag 233
RF	Refrigeration	pag 259
RFL	Refrigeration	pag 263
RFLS-RFS	Refrigeration	pag 265
SV	Sleeve Retraction	pag 19
TNL	Sleeve Retraction	pag 39
TNL brass	Sleeve Retraction	pag 41
TNV	Sleeve Retraction	pag 35
UHP 100	High Pressure	pag 239
UHP 150	High Pressure	pag 241
VA	Agriculture	pag 117
VF	Agriculture	pag 119
VU	Check Valves and Diagnostic	pag 219
VUC	Check Valves and Diagnostic	pag 223
VV	Screw to Connect	pag 189
VVM	Screw to Connect	pag 201
VVS	Screw to Connect	pag 193
VVS Stainless Steel	Screw to Connect	pag 197

PRODUCT	SECTION	PAGE
2FFI brass	Flat Face	pag 155
2FFI stainless steel	Flat Face	pag 157
2FSI - FFI	Flat Face	pag 153
2NS	Agriculture	pag 75
2NV	Agriculture	pag 73
3CFHF	Agriculture	pag 87
3CFPV	Agriculture	pag 83
3CKHF	Agriculture	pag 91
3CNV	Agriculture	pag 77
3CPV	Agriculture	pag 81
3FFH	Flat Face	pag 149
3NV	Agriculture	pag 79
4BD4FH	Casting Solutions	pag 277
4CPV	Agriculture	pag 97
4DCPV	Casting Solutions	pag 273
4NV	Agriculture	pag 99
4PV	Agriculture	pag 95
4SKHF	Agriculture	pag 111
4SRHF	Agriculture	pag 107
4SRPV	Agriculture	pag 103
5BM5DCPV	Casting Solutions	pag 275
5FPI	Agriculture	pag 123
6DNPV	Agriculture	pag 115


Notes



Notes



Notes



The information contained in this catalog is for general information purposes only. The information is provided by Faster spa. while we endeavour to keep the information up to date and correct, we make no representations or warranties of any kind, express or implied, about the completeness, accuracy, reliability, suitability or availability with respect to the information, products, or related pictures/graphics here contained for any purpose. Any reliance you place on such information is therefore strictly at your own risk.

We are the global reference in quick-release hydraulic couplings

Headquarter: Faster Spa

Via Ludovico Ariosto, 7
26027 Rivolta d'Adda
CR, Italy

Germany: Faster Germany GmbH

Ursulaweg 39
40764 Langenfeld

Usa: Faster Inc

6560 Weatherfield Court Maumee
OH - 43537, Usa

Brazil: Faster do Brasil

R. José Franklin de Moura, 25 - Independência,
Taubaté - SP

China: Faster Hydraulics Co Ltd

Rm 102, Bld 23, No. 588, Xin Jun Huan Rd. Pujiang
Hi-Tech Park, 201114
Shanghai P.R. China

India: Faster Hydraulics Pvt Ltd

Plot n°10, Gate N°108 Ambethan,
Taluka Khed. District Pune, Maharastra
410501 India

fastercouplings.com